

Annual Investment Report

July 1, 2023 – June 30, 2024

Ms. Carmen Arrieta-Candelaria, CPA
Chief Financial Officer

Ms. Maria Chavez
Comptroller

Ms. Tonya D. Wright
Treasurer





FORT WORTH INDEPENDENT SCHOOL DISTRICT
Annual Investment Report
07/01/2023- 06/30/2024

Investment Officer's Certification

This report is prepared for the Fort Worth Independent School District (the "District") in accordance with Chapter 2256 of the Public Funds Investment Act (PFIA). Section 2256.023(a) of the PFIA states that "Not less than quarterly, the investment officer shall prepare and submit to the governing body of the entity a written report of the investment transactions for all funds covered by this chapter for the preceding reporting period." This report is signed by the District's Investment Officers and includes the disclosures required in the PFIA. Market prices were obtained from the Custodial Bank, JP Morgan Chase. The investment portfolio complied with the PFIA and the District's approved Investment Policy and Strategy throughout the period. All investment transactions made in the following portfolio during the period were made on behalf of the District and were in full compliance with PFIA and the District's approved Investment Policy.

Total Rate of Return: 5.60%
 Interest Earned During the Period: \$59,710,830
 Interest Earned Fiscal Year to Date: \$59,710,830

Portfolio Name	Face Amount/Shares	Market Value	Book Value	% of Portfolio	YTM @ Cost	Days To Maturity
Agency Campus Funds	35,016.21	35,016.21	35,016.21	0.00	5.43	1
Campus Activity Fund	5,872,479.34	5,872,479.34	5,872,479.34	0.49	5.43	1
CIP-2017 Bond Fund	40,433,004.29	40,433,004.29	40,433,004.29	3.36	5.42	1
CIP-2021 Bond Fund	696,443,683.44	696,443,683.44	696,443,683.44	57.87	5.45	7
Food Service Fund	30,234,840.14	30,234,840.14	30,234,840.14	2.51	5.43	1
General Operating Fund	377,481,307.62	377,481,307.62	377,481,307.62	31.37	5.42	3
Interest & Sinking Debt Service Fund	47,840,829.48	47,840,829.48	47,840,829.48	3.98	5.39	17
Real Estate Proceeds	4,223,022.51	4,223,022.51	4,223,022.51	0.35	5.41	1
Scholarships	892,338.32	910,387.31	913,572.43	0.08	5.37	120
Student Activity Funds	10,470.40	10,470.40	10,470.40	0.00	5.43	1
Total / Average	1,203,466,991.75	1,203,485,040.74	1,203,488,225.86	100.00	5.44	6

Signatures and Dates

Carmen Arrieta-Candelaria _____ 07/24/24

Ms. Carmen Arrieta-Candelaria, Chief Financial Officer Date

Maria Chavez _____ 7/23/2024

Ms. Maria Chavez, Comptroller Date

Tonya D. Wright _____ 7/23/2024

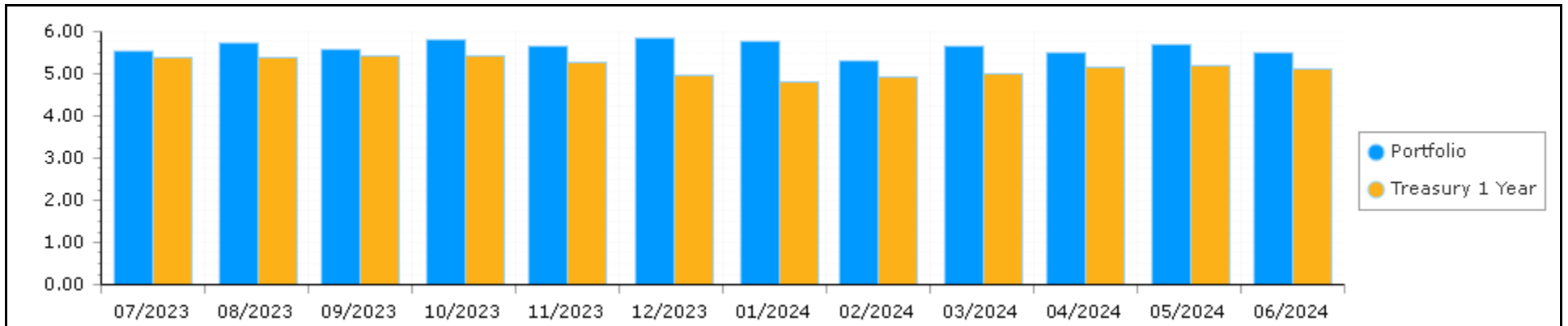
Ms. Tonya D. Wright, Treasurer Date

Fort Worth Independent School District Total Rate of Return - Book Value by Month All Portfolios

Begin Date: 7/31/2023, End Date: 6/30/2024

Month	Beginning BV + Accrued Interest	Interest Earned During Period-BV	Realized Gain/Loss-BV	Investment Income-BV	Average Capital Base-BV	TRR-BV	Annualized TRR-BV	Treasury 1 Year
7/31/2023	1,064,719,379.77	4,732,471.83	0.00	4,732,471.83	1,054,659,707.32	0.45	5.52	5.37
8/31/2023	1,031,259,580.77	4,651,463.01	0.00	4,651,463.01	1,000,669,924.94	0.46	5.72	5.37
9/30/2023	978,968,417.73	4,363,168.15	0.00	4,363,168.15	965,023,626.87	0.45	5.56	5.44
10/31/2023	959,346,752.10	4,322,457.43	0.00	4,322,457.43	916,111,508.22	0.47	5.81	5.42
11/30/2023	898,864,684.41	4,040,609.97	0.00	4,040,609.97	882,303,586.50	0.46	5.64	5.28
12/31/2023	888,002,006.70	4,307,526.58	0.00	4,307,526.58	910,863,707.88	0.47	5.83	4.96
1/31/2024	975,470,136.02	4,874,456.55	0.00	4,874,456.55	1,043,014,005.93	0.47	5.76	4.79
2/29/2024	1,108,312,637.01	5,033,347.70	0.00	5,033,347.70	1,162,850,700.62	0.43	5.32	4.92
3/31/2024	1,365,401,747.96	6,249,931.69	0.00	6,249,931.69	1,362,108,858.66	0.46	5.65	4.99
4/30/2024	1,325,615,812.12	5,827,662.85	0.00	5,827,662.85	1,302,687,137.72	0.45	5.50	5.14
5/31/2024	1,283,540,111.28	5,848,243.10	0.00	5,848,243.10	1,267,230,760.55	0.46	5.68	5.19
6/30/2024	1,236,709,738.57	5,459,491.20	0.00	5,459,491.20	1,223,867,442.20	0.45	5.49	5.11
Total/Average	1,064,719,379.77	59,710,830.06	0.00	59,710,830.06	1,066,690,590.55	5.60	5.60	5.17

Annualized TRR-BV



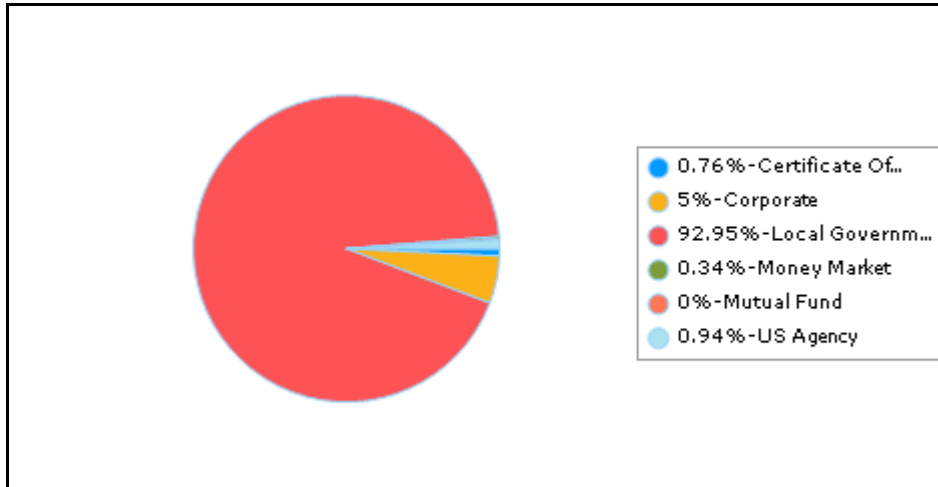
Fort Worth Independent School District Distribution by Security Sector - Book Value All Portfolios

Begin Date: 6/30/2023, End Date: 6/30/2024

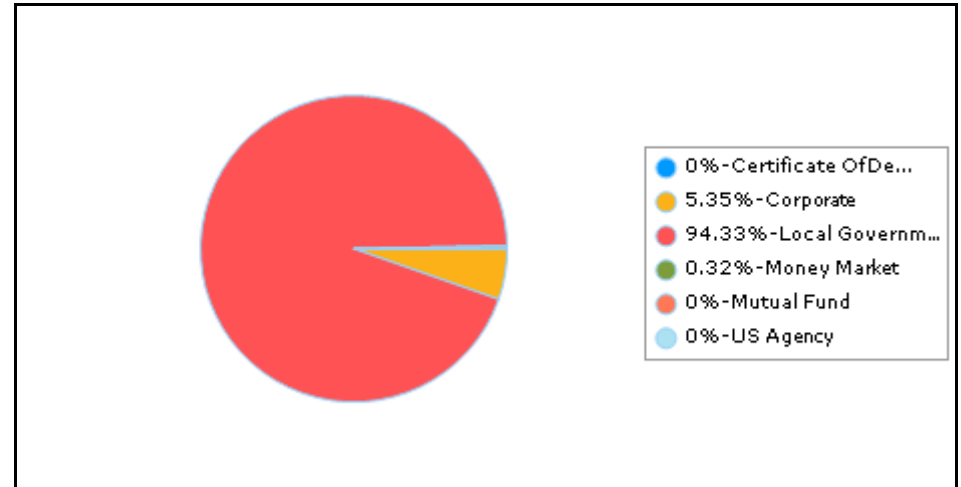
Security Sector Allocation

Security Sector	Book Value 6/30/2023	% of Portfolio 6/30/2023	Book Value 6/30/2024	% of Portfolio 6/30/2024
Certificate Of Deposit	8,100,072.68	0.76	0.00	0.00
Corporate	53,181,893.12	5.00	64,407,000.00	5.35
Local Government Investment Pool	988,315,631.49	92.95	1,135,252,178.22	94.33
Money Market	3,614,055.77	0.34	3,805,601.64	0.32
Mutual Fund	23,446.00	0.00	23,446.00	0.00
US Agency	9,994,962.70	0.94	0.00	0.00
Total / Average	1,063,230,061.76	100.00	1,203,488,225.86	100.00

Portfolio Holdings as of 6/30/2023



Portfolio Holdings as of 6/30/2024



Fort Worth Independent School District Distribution by Security Type - Book Value

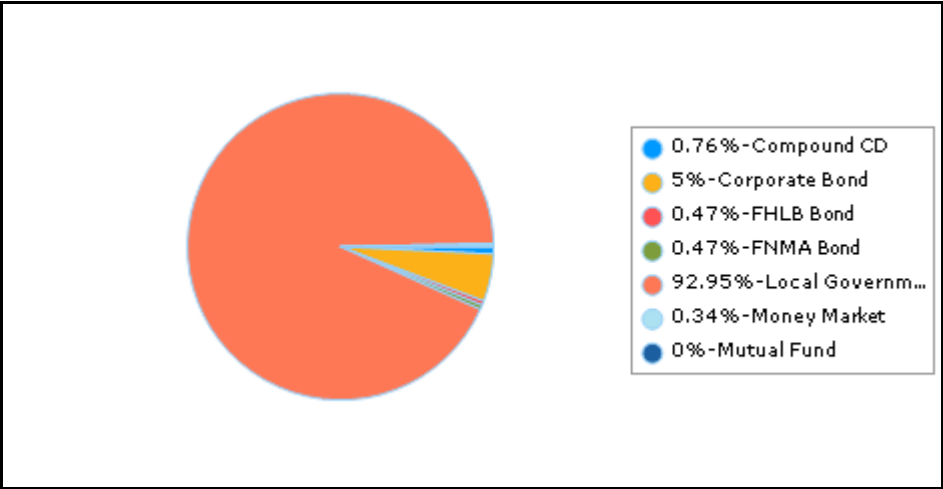
All Portfolios

Begin Date: 6/30/2023, End Date: 6/30/2024

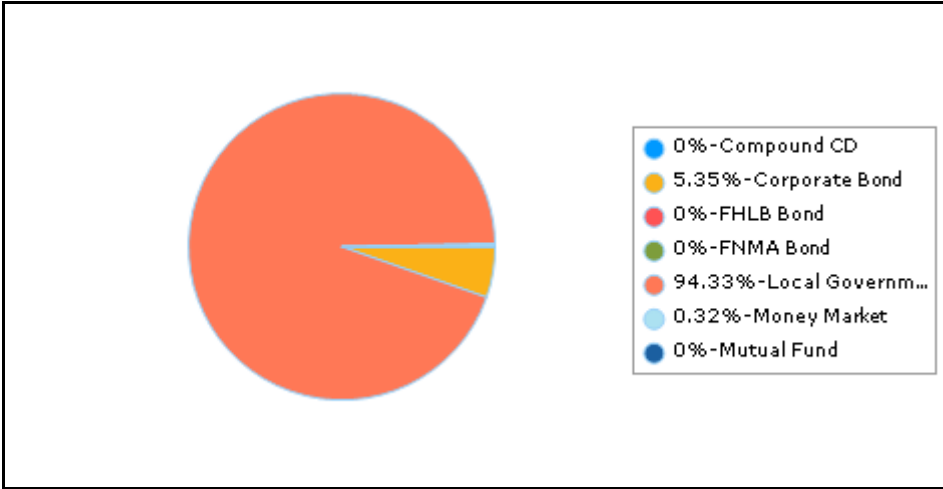
Security Type Allocation

Security Type	Book Value 6/30/2023	% of Portfolio 6/30/2023	Book Value 6/30/2024	% of Portfolio 6/30/2024
Compound CD	8,100,072.68	0.76	0.00	0.00
Corporate Bond	53,181,893.12	5.00	64,407,000.00	5.35
FHLB Bond	5,000,737.21	0.47	0.00	0.00
FNMA Bond	4,994,225.49	0.47	0.00	0.00
Local Government Investment Pool	988,315,631.49	92.95	1,135,252,178.22	94.33
Money Market	3,614,055.77	0.34	3,805,601.64	0.32
Mutual Fund	23,446.00	0.00	23,446.00	0.00
Total / Average	1,063,230,061.76	100.00	1,203,488,225.86	100.00

Portfolio Holdings as of 6/30/2023



Portfolio Holdings as of 6/30/2024



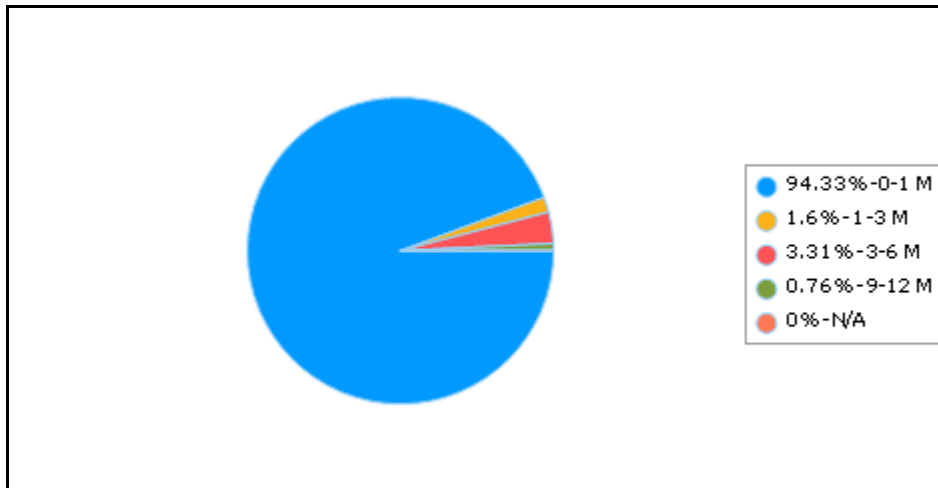
Fort Worth Independent School District Distribution by Maturity Range - Market Value All Portfolios

Begin Date: 6/30/2023, End Date: 6/30/2024

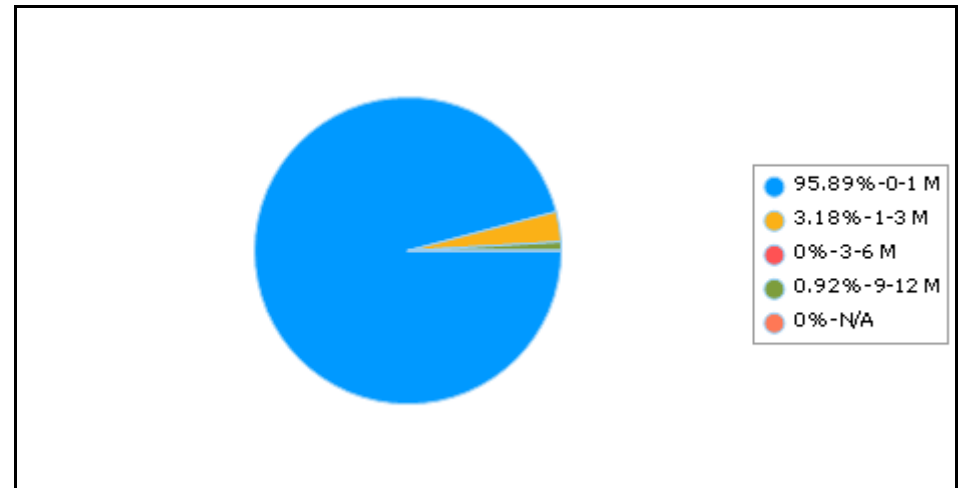
Maturity Range Allocation

Maturity Range	Market Value 6/30/2023	% of Portfolio 6/30/2023	Market Value 6/30/2024	% of Portfolio 6/30/2024
0-1 Month	1,002,924,925.26	94.33	1,154,057,779.86	95.89
1-3 Months	17,001,893.12	1.60	38,300,000.00	3.18
3-6 Months	35,167,788.50	3.31	0.00	0.00
9-12 Months	8,100,072.68	0.76	11,107,000.00	0.92
N/A	20,437.84	0.00	20,260.88	0.00
Total / Average	1,063,215,117.40	100.00	1,203,485,040.74	100.00

Portfolio Holdings as of 6/30/2023



Portfolio Holdings as of 6/30/2024

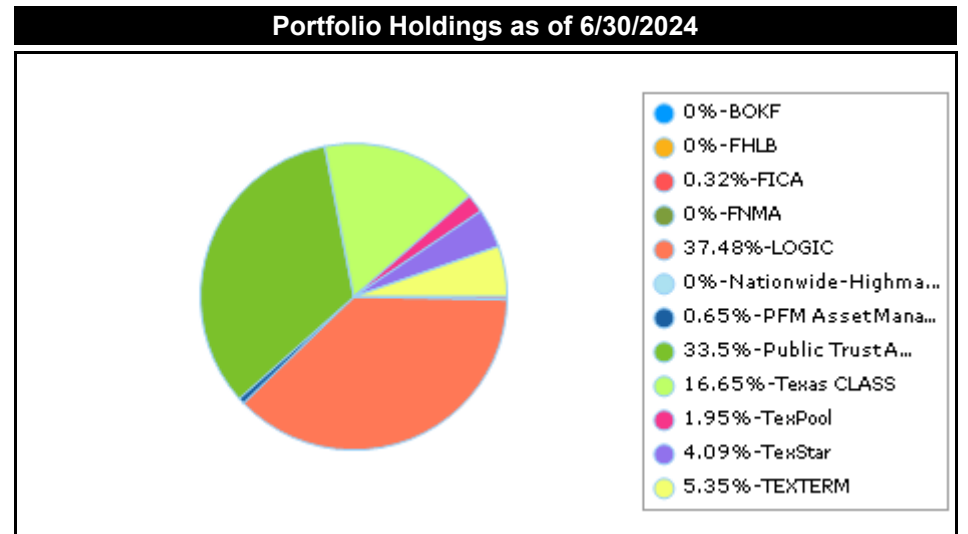
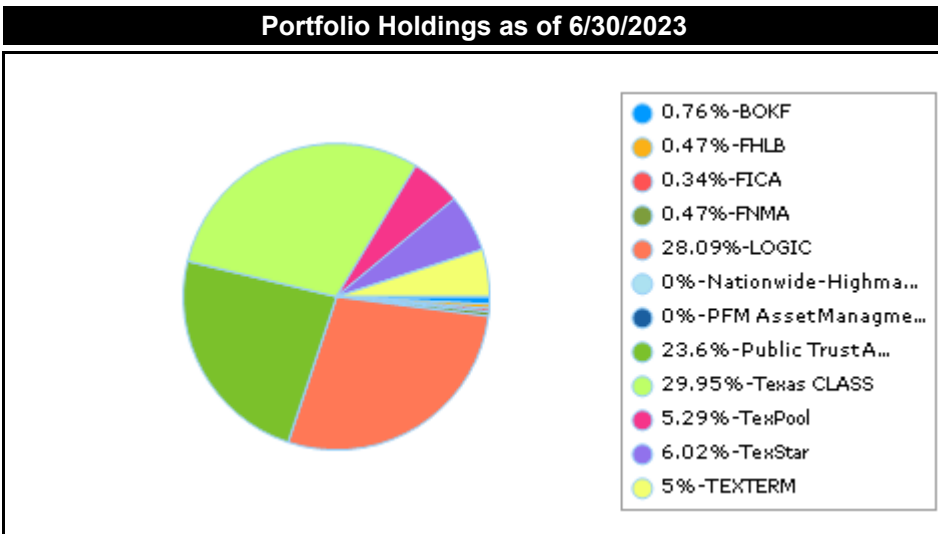


Fort Worth Independent School District Distribution by Issuer - Market Value

All Portfolios

Begin Date: 6/30/2023, End Date: 6/30/2024

Issuer Allocation				
Issuer	Market Value 6/30/2023	% of Portfolio 6/30/2023	Market Value 6/30/2024	% of Portfolio 6/30/2024
BOKF	8,100,072.68	0.76	0.00	0.00
FHLB	4,987,788.50	0.47	0.00	0.00
FICA	3,614,055.77	0.34	3,805,601.64	0.32
FNMA	4,995,238.00	0.47	0.00	0.00
LOGIC	298,654,010.42	28.09	451,123,827.05	37.48
Nationwide-Highmark Bond	20,437.84	0.00	20,260.88	0.00
PFM Asset Managment	27,184.91	0.00	7,765,824.85	0.65
Public Trust Advisors	250,943,947.50	23.60	403,196,875.01	33.50
Texas CLASS	318,415,626.69	29.95	200,437,995.39	16.65
TexPool	56,254,233.91	5.29	23,449,128.01	1.95
TexStar	64,020,628.06	6.02	49,278,527.91	4.09
TEXTERM	53,181,893.12	5.00	64,407,000.00	5.35
Total / Average	1,063,215,117.40	100.00	1,203,485,040.74	100.00



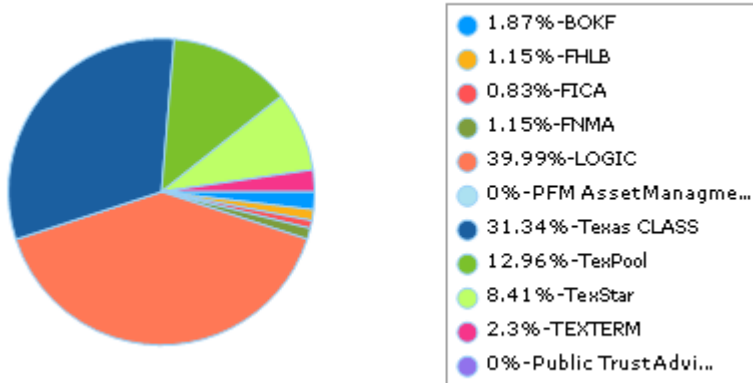
Fort Worth Independent School District Distribution by Issuer - Market Value General Operating Fund

Begin Date: 6/30/2023, End Date: 6/30/2024

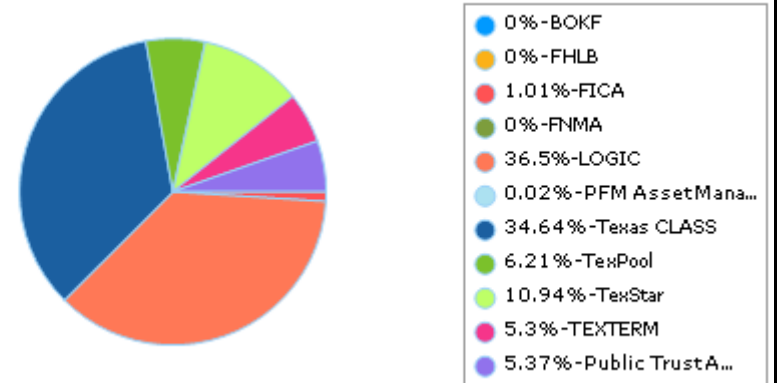
Issuer Allocation

Issuer	Market Value 6/30/2023	% of Portfolio 6/30/2023	Market Value 6/30/2024	% of Portfolio 6/30/2024
BOKF	8,100,072.68	1.87	0.00	0.00
FHLB	4,987,788.50	1.15	0.00	0.00
FICA	3,614,055.77	0.83	3,805,601.64	1.01
FNMA	4,995,238.00	1.15	0.00	0.00
LOGIC	173,600,271.41	39.99	137,777,516.26	36.50
PFM Asset Management	4,026.55	0.00	81,953.05	0.02
Texas CLASS	136,069,225.84	31.34	130,766,979.85	34.64
TexPool	56,254,233.91	12.96	23,449,128.01	6.21
TexStar	36,532,429.35	8.41	41,311,658.81	10.94
TEXTERM	10,001,893.12	2.30	20,000,000.00	5.30
Public Trust Advisors	0.00	0.00	20,288,470.00	5.37
Total / Average	434,159,235.13	100.00	377,481,307.62	100.00

Portfolio Holdings as of 6/30/2023



Portfolio Holdings as of 6/30/2024



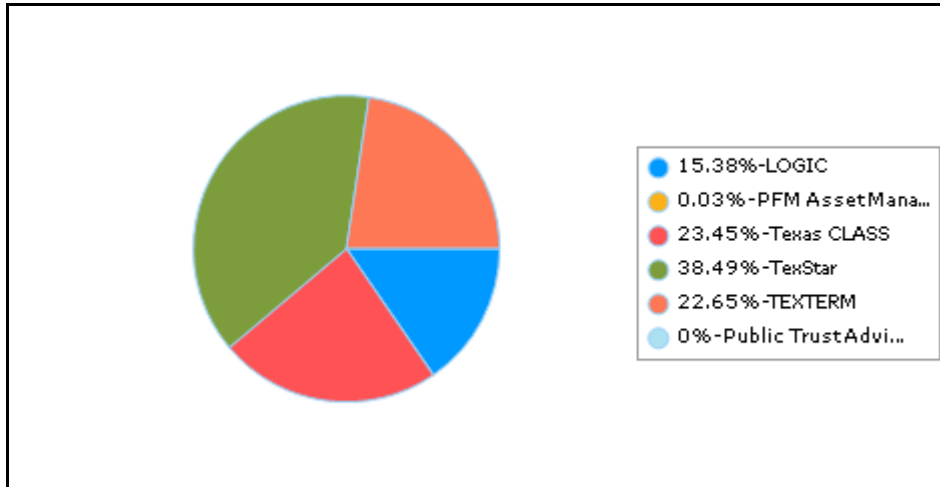
Fort Worth Independent School District Distribution by Issuer - Market Value Interest & Sinking | Debt Service Fund

Begin Date: 6/30/2023, End Date: 6/30/2024

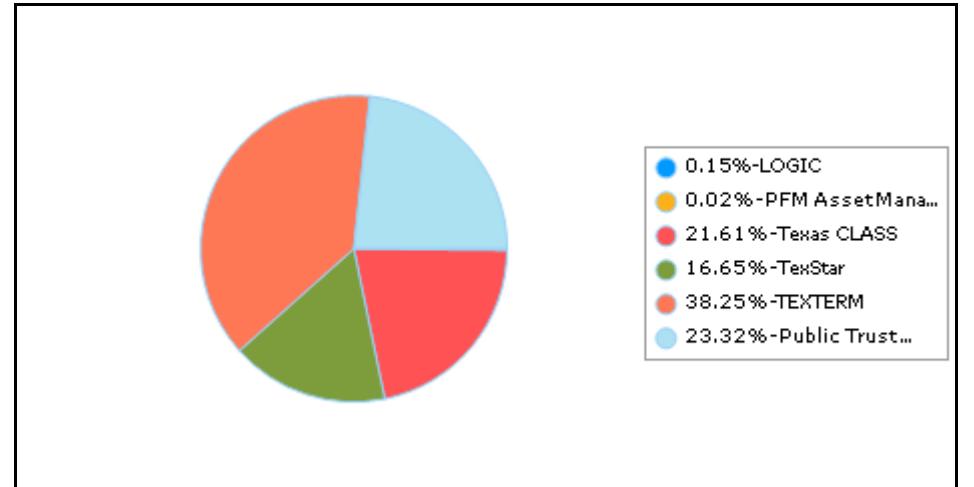
Issuer Allocation

Issuer	Market Value 6/30/2023	% of Portfolio 6/30/2023	Market Value 6/30/2024	% of Portfolio 6/30/2024
LOGIC	10,988,294.06	15.38	70,964.75	0.15
PFM Asset Managment	19,319.88	0.03	7,190.91	0.02
Texas CLASS	16,749,660.96	23.45	10,338,818.20	21.61
TexStar	27,488,198.71	38.49	7,966,869.10	16.65
TEXTERM	16,180,000.00	22.65	18,300,000.00	38.25
Public Trust Advisors	0.00	0.00	11,156,986.52	23.32
Total / Average	71,425,473.61	100.00	47,840,829.48	100.00

Portfolio Holdings as of 6/30/2023



Portfolio Holdings as of 6/30/2024



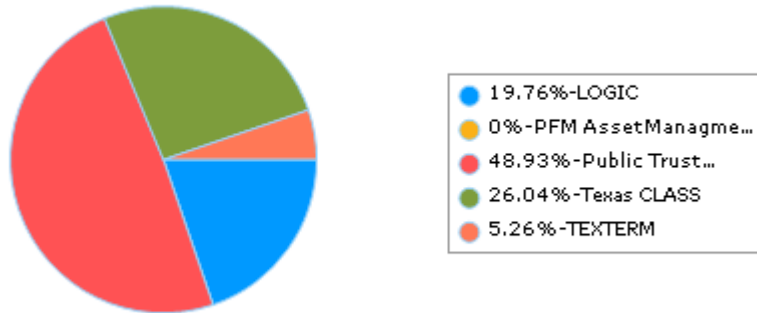
**Fort Worth Independent School District
Distribution by Issuer - Market Value
REPORT GROUP: BOND FUND**

Begin Date: 6/30/2023, End Date: 6/30/2024

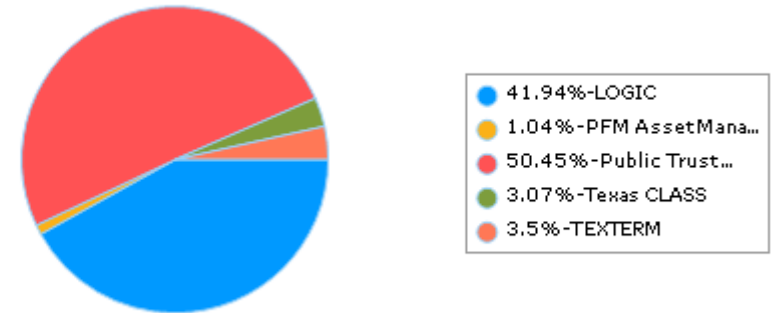
Issuer Allocation

Issuer	Market Value 6/30/2023	% of Portfolio 6/30/2023	Market Value 6/30/2024	% of Portfolio 6/30/2024
LOGIC	101,337,958.21	19.76	309,052,323.53	41.94
PFM Asset Managment	3,838.48	0.00	7,676,589.54	1.04
Public Trust Advisors	250,943,947.50	48.93	371,751,418.49	50.45
Texas CLASS	133,553,702.11	26.04	22,596,356.17	3.07
TEXTERM	27,000,000.00	5.26	25,800,000.00	3.50
Total / Average	512,839,446.30	100.00	736,876,687.73	100.00

Portfolio Holdings as of 6/30/2023



Portfolio Holdings as of 6/30/2024



Fort Worth Independent School District
Portfolio Holdings by Portfolio Name
All Portfolios

Date: 6/30/2024

Description	Face Amount / Shares	Settlement Date	Cost Value	Market Price	Market Value	% Portfolio	Credit Rating	Days To Call/Maturity
CUSIP		YTM @ Cost	Book Value	YTM @ Market	Accrued Interest	Unre. Gain/Loss	Credit Rating	Duration To Maturity
Agency Campus Funds								
Texas CLASS LGIP		11/5/2021	35,016.21	100.00	35,016.21	0%	NR	1
TXCLASS0011	35,016.21	5.43	35,016.21	5.43		0.00	NR	0
			35,016.21		35,016.21	0%		1
Sub Total Agency Campus Funds	35,016.21	5.43	35,016.21	5.43		0.00		0
Campus Activity Fund								
Texas CLASS LGIP		5/31/2010	5,872,479.34	100.00	5,872,479.34	0.49%	S&P-AA+	1
TXCLASS0005	5,872,479.34	5.43	5,872,479.34	5.43		0.00	NR	0
			5,872,479.34		5,872,479.34	0.49%		1
Sub Total Campus Activity Fund	5,872,479.34	5.43	5,872,479.34	5.43		0.00		0
CIP-2017 Bond Fund								
LOGIC LGIP		5/2/2018	11,802,517.09	100.00	11,802,517.09	0.98%	NR	1
LOGIC13006	11,802,517.09	5.41	11,802,517.09	5.41		0.00	NR	0
PFM Asset Management LGIP		11/23/2022	7,617,954.01	100.00	7,617,954.01	0.63%	NR	1
PFM-1265-05	7,617,954.01	5.43	7,617,954.01	5.43		0.00	NR	0
Texas CLASS LGIP		5/4/2018	21,012,533.19	100.00	21,012,533.19	1.75%	NR	1
TXCLASS0009	21,012,533.19	5.43	21,012,533.19	5.43		0.00	NR	0
			40,433,004.29		40,433,004.29	3.36%		1
Sub Total CIP-2017 Bond Fund	40,433,004.29	5.42	40,433,004.29	5.42		0.00		0
CIP-2021 Bond Fund								
LOGIC LGIP		9/7/2022	297,249,806.44	100.00	297,249,806.44	24.7%	NR	1
LOGIC13008	297,249,806.44	5.41	297,249,806.44	5.41		0.00	NR	0
PFM Asset Management LGIP		11/23/2022	58,635.53	100.00	58,635.53	0%	NR	1
PFM-1265-06	58,635.53	5.43	58,635.53	5.43		0.00	NR	0
Public Trust Advisors LGIP		6/5/2023	371,751,418.49	100.00	371,751,418.49	30.89%	NR	1
SPP-0001	371,751,418.49	5.47	371,751,418.49	5.47		0.00	NR	0

**Fort Worth Independent School District
Portfolio Holdings by Portfolio Name
All Portfolios**

Date: 6/30/2024

Description	Face Amount / Shares	Settlement Date	Cost Value	Market Price	Market Value	% Portfolio	Credit Rating	Days To Call/Maturity
CUSIP		YTM @ Cost	Book Value	YTM @ Market	Accrued Interest	Unre. Gain/Loss	Credit Rating	Duration To Maturity
Texas CLASS LGIP		2/27/2023	1,583,822.98	100.00	1,583,822.98	0.13%	NR	1
TXCLASS0012	1,583,822.98	5.43	1,583,822.98	5.43		0.00	NR	0
TEXTERM 5.31 6/9/2025		6/14/2024	10,800,000.00	100.00	10,800,000.00	0.9%	NR	344
TEXTERM1265-066	10,800,000.00	5.31	10,800,000.00	5.31	25,488.00	0.00	NR	0.94
TEXTERM 5.84 7/12/2024		10/19/2023	15,000,000.00	100.00	15,000,000.00	1.25%	None	12
TEXTERM1265-063	15,000,000.00	5.84	15,000,000.00	5.84	613,200.00	0.00	None	0.03
			696,443,683.44		696,443,683.44	57.87%		7
Sub Total CIP-2021 Bond Fund	696,443,683.44	5.45	696,443,683.44	5.45	638,688.00	0.00		0.02
Food Service Fund								
Texas CLASS LGIP		2/14/2012	30,234,840.14	100.00	30,234,840.14	2.51%	S&P-AA+	1
TXCLASS0002	30,234,840.14	5.43	30,234,840.14	5.43		0.00	NR	0
			30,234,840.14		30,234,840.14	2.51%		1
Sub Total Food Service Fund	30,234,840.14	5.43	30,234,840.14	5.43		0.00		0
General Operating Fund								
FICA MM		2/8/2016	3,805,601.64	100.00	3,805,601.64	0.32%	NR	1
FICA9057-GO	3,805,601.64	5.23	3,805,601.64	5.23		0.00	NR	0
LOGIC LGIP		4/30/2004	137,777,516.26	100.00	137,777,516.26	11.45%	NR	1
LOGIC13001	137,777,516.26	5.41	137,777,516.26	5.41		0.00	NR	0
PFM Asset Management LGIP		7/18/2022	81,953.05	100.00	81,953.05	0.01%	NR	1
PFM-1265-03	81,953.05	5.43	81,953.05	5.43		0.00	NR	0
Public Trust Advisors LGIP		3/27/2024	20,288,470.00	100.00	20,288,470.00	1.69%	NR	1
SPP-0002	20,288,470.00	5.47	20,288,470.00	5.47		0.00	NR	0
Texas CLASS LGIP		5/31/2010	130,766,979.85	100.00	130,766,979.85	10.87%	S&P-AA+	1
TXCLASS0001	130,766,979.85	5.43	130,766,979.85	5.43		0.00	NR	0
TexPool LGIP		6/30/2010	23,449,128.01	100.00	23,449,128.01	1.95%	S&P-AA+	1
TEXPOOL00001	23,449,128.01	5.31	23,449,128.01	5.31		0.00	NR	0

Fort Worth Independent School District
Portfolio Holdings by Portfolio Name
All Portfolios

Date: 6/30/2024

Description	Face Amount / Shares	Settlement Date	Cost Value	Market Price	Market Value	% Portfolio	Credit Rating	Days To Call/Maturity
CUSIP		YTM @ Cost	Book Value	YTM @ Market	Accrued Interest	Unre. Gain/Loss	Credit Rating	Duration To Maturity
TexStar LGIP		5/31/2010	41,311,658.81	100.00	41,311,658.81	3.43%	S&P-AA+	1
TEXSTAR11110	41,311,658.81	5.31	41,311,658.81	5.31		0.00	NR	0
TEXTERM 5.85 8/9/2024		8/15/2023	20,000,000.00	100.00	20,000,000.00	1.66%	NR	40
TEXTERM1265-032	20,000,000.00	5.85	20,000,000.00	5.85	1,036,750.00	0.00	NR	0.11
			377,481,307.62		377,481,307.62	31.38%		3
Sub Total General Operating Fund	377,481,307.62	5.42	377,481,307.62	5.42	1,036,750.00	0.00		0.01
Interest & Sinking Debt Service Fund								
LOGIC LGIP		12/2/2014	70,964.75	100.00	70,964.75	0.01%	NR	1
LOGIC13003	70,964.75	5.41	70,964.75	5.41		0.00	NR	0
PFM Asset Management LGIP		7/21/2022	7,190.91	100.00	7,190.91	0%	NR	1
PFM-1265-04	7,190.91	5.43	7,190.91	5.43		0.00	NR	0
Public Trust Advisors LGIP		3/28/2024	11,156,986.52	100.00	11,156,986.52	0.93%	NR	1
SPP-0003	11,156,986.52	5.47	11,156,986.52	5.47		0.00	NR	0
Texas CLASS LGIP		5/31/2010	10,338,818.20	100.00	10,338,818.20	0.86%	S&P-AA+	1
TXCLASS0003	10,338,818.20	5.43	10,338,818.20	5.43		0.00	NR	0
TexStar LGIP		5/31/2010	7,966,869.10	100.00	7,966,869.10	0.66%	S&P-AA+	1
TEXSTAR33330	7,966,869.10	5.31	7,966,869.10	5.31		0.00	NR	0
TEXTERM 5.34 8/12/2024		3/1/2024	18,300,000.00	100.00	18,300,000.00	1.52%	NR	43
TEXTERM1265-045	18,300,000.00	5.34	18,300,000.00	5.34	325,740.00	0.00	NR	0.12
			47,840,829.48		47,840,829.48	3.98%		17
Sub Total Interest & Sinking Debt Service Fund	47,840,829.48	5.39	47,840,829.48	5.39	325,740.00	0.00		0.05
Real Estate Proceeds								
LOGIC LGIP		11/4/2020	4,223,022.51	100.00	4,223,022.51	0.35%	NR	1
LOGIC13007	4,223,022.51	5.41	4,223,022.51	5.41		0.00	NR	0
			4,223,022.51		4,223,022.51	0.35%		1
Sub Total Real Estate Proceeds	4,223,022.51	5.41	4,223,022.51	5.41		0.00		0
Scholarships								

**Fort Worth Independent School District
Portfolio Holdings by Portfolio Name
All Portfolios**

Date: 6/30/2024

Description	Face Amount / Shares	Settlement Date	Cost Value	Market Price	Market Value	% Portfolio	Credit Rating	Days To Call/Maturity
CUSIP		YTM @ Cost	Book Value	YTM @ Market	Accrued Interest	Unre. Gain/Loss	Credit Rating	Duration To Maturity
Nationwide-Highmark Bond HIGHMARK857	2,211.89	4/19/2002	23,446.00	9.16	20,260.88	0%	NR	
PFM Asset Management LGIP PFM-1265-07	91.35	6/25/2024	91.35	100.00	91.35	0%	NR	1
Texas CLASS LGIP TXCLASS0008	583,035.08	4/24/2014	583,035.08	100.00	583,035.08	0.05%	S&P-AA+	1
TEXTERM 5.27 6/12/2025 TEXTERM1265-07	307,000.00	6/27/2024	307,000.00	100.00	307,000.00	0.03%	NR	347
					134.82	0.00	NR	0.95
Sub Total Scholarships	892,338.32	5.37	913,572.43	5.37	134.82	0.08%		120
Student Activity Funds								
Texas CLASS LGIP TXCLASS0010	10,470.40	11/5/2021	10,470.40	100.00	10,470.40	0%	NR	1
						0.00	NR	0
Sub Total Student Activity Funds	10,470.40	5.43	10,470.40	5.43	10,470.40	0%		1
			1,203,488,225.86		1,203,485,040.74	100.00%		6
TOTAL PORTFOLIO	1,203,466,991.75	5.44	1,203,488,225.86	5.44	2,001,312.82	-3,185.12		0.01









Annual Investment Report-ending 6-30-2024

Final Audit Report

2024-07-24

Created:	2024-07-23
By:	Tonya Wright (tonya.wright@fwisd.org)
Status:	Signed
Transaction ID:	CBJCHBCAABAAIqJuFfHJxTuizavM1Z6sVQ9dJlvTH5-E

"Annual Investment Report-ending 6-30-2024" History

-  Document created by Tonya Wright (tonya.wright@fwisd.org)
2024-07-23 - 8:30:59 PM GMT- IP address: 216.200.134.62
-  Document emailed to Maria Chavez (maria.chavez@fwisd.org) for signature
2024-07-23 - 8:32:00 PM GMT
-  Email viewed by Maria Chavez (maria.chavez@fwisd.org)
2024-07-23 - 8:32:03 PM GMT- IP address: 54.212.31.184
-  Document e-signed by Maria Chavez (maria.chavez@fwisd.org)
Signature Date: 2024-07-24 - 0:57:01 AM GMT - Time Source: server- IP address: 216.200.134.62
-  Document emailed to Carmen Arrieta-Candelaria (carmen.arrietaandel@fwisd.org) for signature
2024-07-24 - 0:57:02 AM GMT
-  Email viewed by Carmen Arrieta-Candelaria (carmen.arrietaandel@fwisd.org)
2024-07-24 - 0:57:05 AM GMT- IP address: 54.212.31.184
-  Document e-signed by Carmen Arrieta-Candelaria (carmen.arrietaandel@fwisd.org)
Signature Date: 2024-07-24 - 3:01:46 PM GMT - Time Source: server- IP address: 216.200.134.62
-  Agreement completed.
2024-07-24 - 3:01:46 PM GMT