

# INFINITE CAMPUS

---

Parent Portal



# What can Infinite Campus Parent Portal Do?



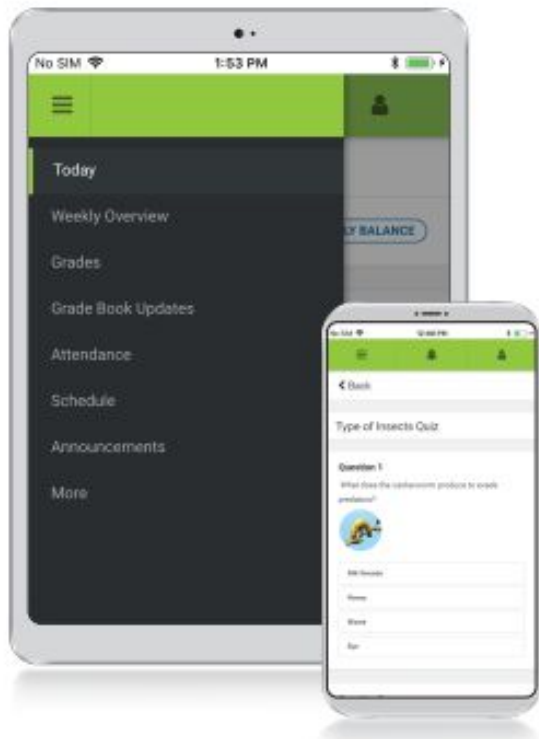
**Parents & Students,**  
information is at your fingertips.



## **Access on the Web** **Campus Student and Campus Parent**

Campus Student and Campus Parent are designed to provide real-time access to student information. The easy-to-use design displays what is currently happening in the classroom so you can understand, monitor, and participate in the educational process.

- » Announcements
- » Assignments
- » Attendance
- » Grades
- » Schedules



## Download the Mobile App

### Campus Student and Campus Parent

#### **Announcements**

Quickly see district announcements as they are posted.

#### **Assignments**

Browse assignments by specific class or due date.

#### **Attendance**

Review attendance events in summary and detail form.

#### **Grades**

Immediate access to grades as they are posted.

#### **Schedule**

Review schedule from anywhere, at any time.



Infinite Campus Mobile Apps can be downloaded through the Apple App Store or Google Play Store



# How do I get started?



## Getting Started: Campus Student & Campus Parent

Welcome to the new Campus Student and Campus Parent portals! Campus Student and Campus Parent put school information at your fingertips with real-time access to announcements, assignments, attendance, grades, schedules, and more!



District Name

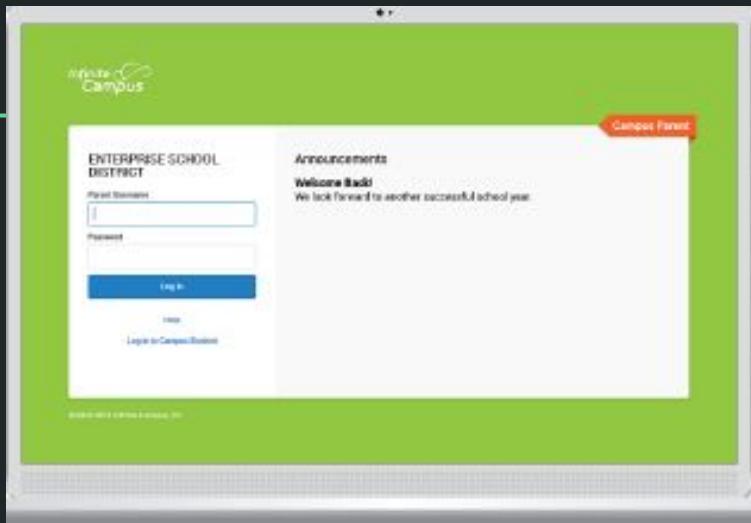
Butts

State

Georgia

Search

## Sign in using a Web Browser 1st



### Logging in from a Web Browser

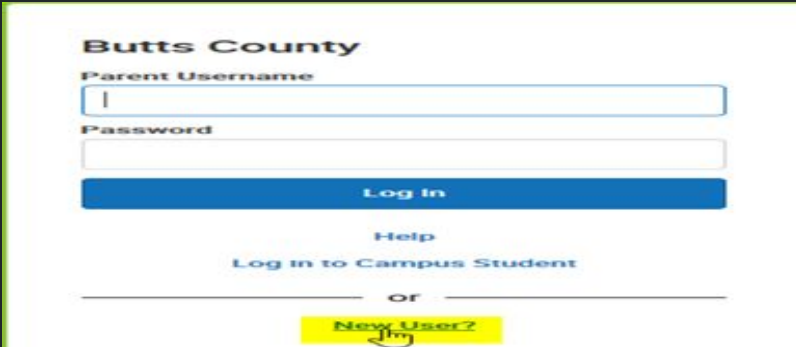
Students and parents have different login pages.

1. Visit [infinitecampus.com](http://infinitecampus.com) and click **Login** at the top right.
2. Search for your **District Name** and **State**. Select your district from the list.
3. Click **Parent/Student**
4. Click either **Campus Parent** or **Campus Student**.
5. Enter the **Username** and **Password** provided by your school.
6. Click **Log In!**

## Have an Activation Key?

Your school may provide you with an Activation Key. Use this key to create your own user account.

1. If using the Campus Parent mobile app, open the app and search for your District Name and State. Skip to Step 5.
1. If using a web browser, visit [infinitecampus.com](http://infinitecampus.com) and click **Login** at the top right.
2. Search for your **District Name** and **State**. Select your district from the list.
3. Click **Parent/Student** and then click **Campus Parent**.
4. Click **New User?**
5. Enter your **Activation Key** in the space provided and then **Submit**.
6. Enter a **Username** and **Password** and click **Log In**.



**Butts County**

Parent Username

Password

**Log In**


[Help](#)

[Log in to Campus Student](#)

---

or

**New User?**



## New User?

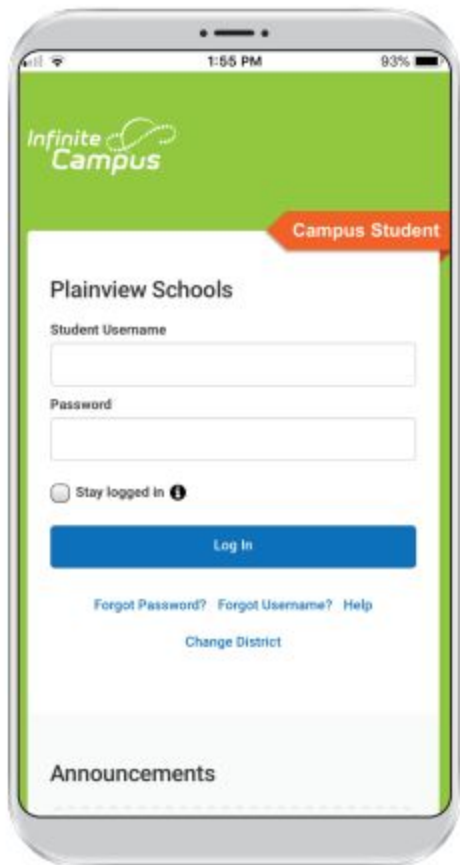
Activate your Campus Parent account by entering the activation key sent to you by your district.

If you do not have an activation key, please contact your district to obtain one.

Activation Key \*

**Submit**

[Back to Login](#)



## Logging in to the App

The Campus Student and Campus Parent apps provide the same tools as the browser version, with the benefit of the option to Stay Logged In and receive push notifications.

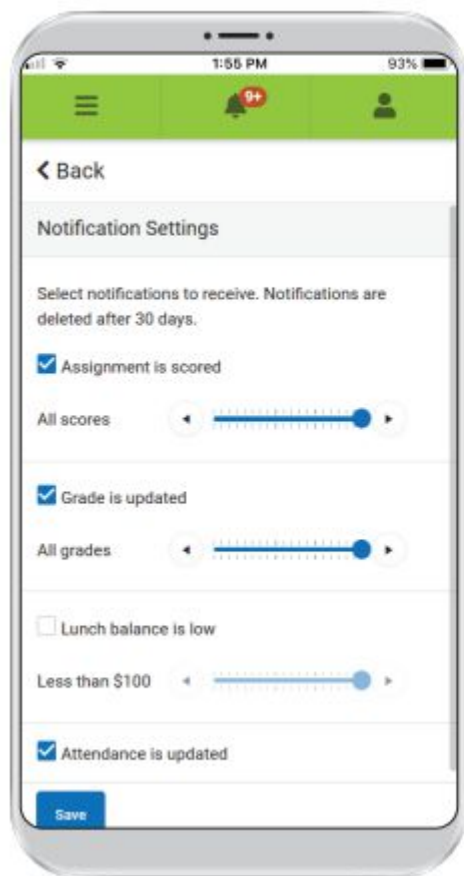
1. Download the app from the App Store or Google Play.
2. Search for your **District Name** and **State**, entering at least three characters of your district's name to search. Select your district from the list.
3. Enter your **Username** and **Password**, provided by your school.
4. If using a secure, private device, mark **Stay Logged In** to receive mobile push notifications, if enabled by your school.
5. Click **Log In!**

## Supported Devices

To use the Campus Student or Campus Parent apps, mobile devices must be on an Android version of 4.4 or later and iOS devices must be on a version of 9.0 or later.



Infinite Campus Mobile Apps can be downloaded through the Apple App Store or Google Play Store

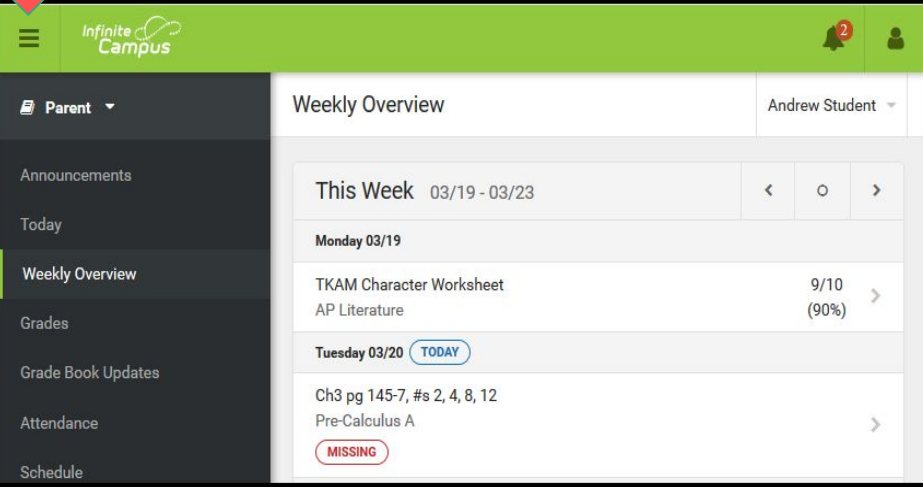



## How do I get Notifications?

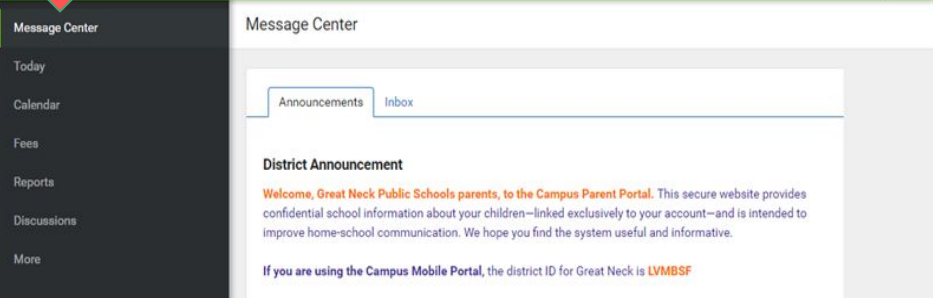

Notifications are available through the Campus Student and Campus Parent mobile apps, if enabled by your school. You may need to enable notifications on your device as well, in addition to the app settings.

1. Before you log in, mark **Stay Logged In** to receive notifications.
2. After logging in, click the **user menu** in the top right and then click **Settings** and **Notification Settings**.
3. From there, indicate which types of notifications you'd like to receive and set the threshold for notifications. For example, indicate if you only want to receive Assignment notifications if the score is below 70%.
4. Click **Save**.

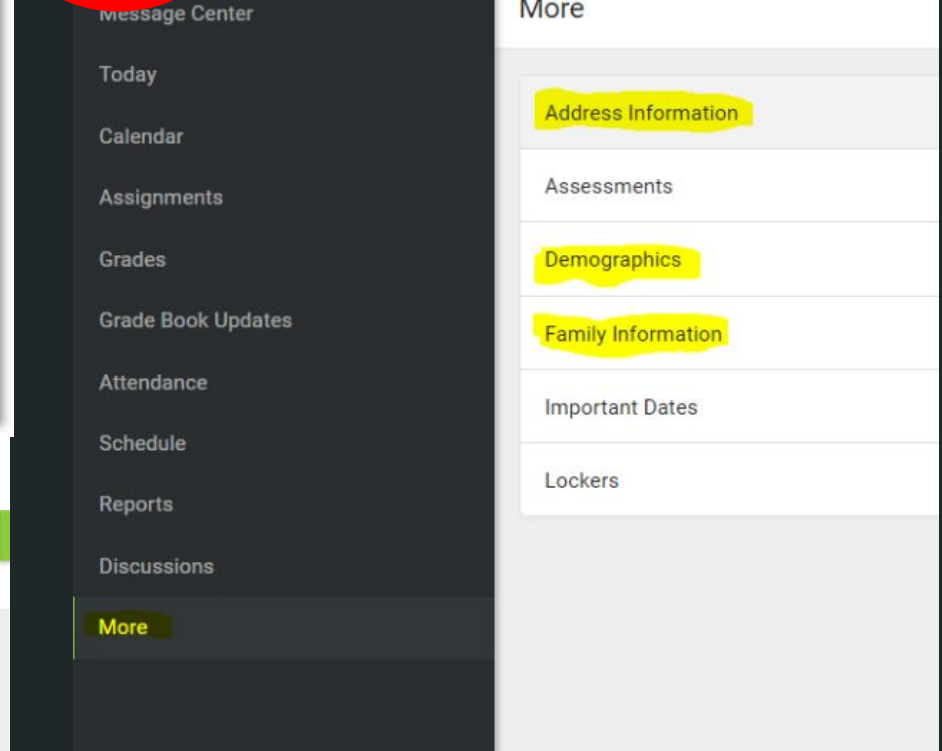





The screenshot shows the Infinite Campus interface. The top navigation bar is green with the Infinite Campus logo on the left and a notification bell with a '2' and a user profile icon on the right. A dark sidebar on the left contains a menu with options: Parent, Announcements, Today, Weekly Overview (highlighted), Grades, Grade Book Updates, Attendance, and Schedule. The main content area is titled 'Weekly Overview' for 'Andrew Student'. It shows a weekly calendar for 'This Week' (03/19 - 03/23). Under 'Monday 03/19', there is an entry for 'TKAM Character Worksheet' with a score of '9/10 (90%)'. Under 'Tuesday 03/20' (marked 'TODAY'), there is an entry for 'Ch3 pg 145-7, #s 2, 4, 8, 12' with a status of 'MISSING'.



The screenshot shows the Infinite Campus Message Center. The top navigation bar is green with the Infinite Campus logo on the left and a notification bell and user profile icon on the right. A dark sidebar on the left contains a menu with options: Message Center (highlighted), Today, Calendar, Fees, Reports, Discussions, and More. The main content area is titled 'Message Center' and has tabs for 'Announcements' and 'Inbox'. A 'District Announcement' is displayed, starting with 'Welcome, Great Neck Public Schools parents, to the Campus Parent Portal. This secure website provides confidential school information about your children—linked exclusively to your account—and is intended to improve home-school communication. We hope you find the system useful and informative.' Below the announcement, it states: 'If you are using the Campus Mobile Portal, the district ID for Great Neck is LVMSBF'.



The screenshot shows the 'More' menu in the Infinite Campus interface. The top navigation bar is green with the Infinite Campus logo on the right. A dark sidebar on the left contains a menu with options: Message Center, Today, Calendar, Assignments, Grades, Grade Book Updates, Attendance, Schedule, Reports, Discussions, and More (highlighted). The main content area is titled 'More' and lists several options: Address Information (highlighted), Assessments, Demographics (highlighted), Family Information (highlighted), Important Dates, and Lockers.



# Infinite Campus Parent Portal

*Contact Information*

Student Contact:

[Lindsey.peavy@bcssk12.org](mailto:Lindsey.peavy@bcssk12.org)

Parent Account Reset - Media

Specialist: [Milamm@bcssk12.org](mailto:Milamm@bcssk12.org)

Thank You