

East Islip
Middle
School
Newspaper



November
2021
Issue

Masthead design by Emily Ulrich and Ava Gonzalez
Read our newspaper online at: eischools.org/schools/middle_school

School News
By Reese Sinkevich

Photos by Mrs. Avella

Welcome back everyone! We have some great things starting up this school year. Fortunately, there is something for everyone.

Clubs: Check out one of the many clubs running this year, such as Fitness Club, Art Service Club, Renaissance Club, Intramurals or Robotics Club. For the full club list, click this link or go to our website:

[EIMS Clubs.](#)

9/11, the 20-year anniversary: WE WILL NEVER FORGET. Thanks to Mrs. Myer and her group of helpers, a large multiple page

sign was created and displayed in the guidance hallway in honor of 9/11. Our superintendent, Mr. Dolan spoke at the ceremony (see photo below). He said "EI pride means we never forget those who paved the way so our future can be brighter." He also reminded us to make the world a better place by helping others. See page 2 for photos.

Start With Hello Week: We showed our school spirit the week of 9/27/21 - 10/1/21. This week was all about unity, respect, and making new friends. See page 3 for raffle winners and page 4 for photos.



In this issue:	A swept-up experience p. 5	Nintendo Switch – OLED Model p. 13	Comics p. 24-25
-----------------------	-------------------------------	---------------------------------------	---------------------------



9/11 Ceremony, held on Friday, 9/10/21
Photos by Mrs. Avella
To watch the ceremony, visit:
<https://youtu.be/8SsRypocio>



Climate delaying, leaves changing By Cailin Melody

Autumn is the best time of year for beautiful leaves. But what happens if climate change has an impact? Will fall still be a great time of year? Read this article to find out.

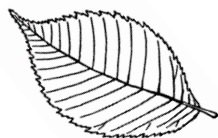
The main factor causing a problem is, of course, rising temperatures which have been delaying the fall colors for the past seven decades. Usually, cooler nights trap sugar in leaves. These sugars are called anthocyanins which produce the usual autumn colors. In August and September, when the days get shorter, the leaves usually begin to sense this process and have a loss of chlorophyll. Then, pigments such as carotenoids and xanthophylls begin to reveal themselves, which causes the leaves to become the truly beautiful colors we all know and love.

Trees use temperature as a secondary factor. Cool fall temperatures hasten the development of gorgeous leaf colors. However, when it's warm they procrastinate. If global warming continues, the colors will get delayed even more and could possibly be muted.

Global warming could also impact the potential growing season. Light levels are lower in winter due to the lower zenith angle of the sun. Shorter days result in less photosynthesis. This can also lower the sugar reserves that leaves need to produce synthesis of the anthocyanins which results in a less colorful autumn.

Summer droughts could have severe damage on not only fall leaf colors, but trees altogether. This is called "foliage scorch" which is when leaves prematurely turn brown.

In conclusion, the leaves are really pretty so the best thing we can do is cut down on the causes of global warming by reducing greenhouse gases. This will help keep leaves changing into their nice colors for many more years.



**Congratulations to our
“Start with Hello” week
raffle winners! Students
who demonstrated
kindness were given raffle
tickets by teachers.**

6th Grade

- Mackenzie Godbout
- Brody Jankowski
- Brianna DiMaria
- Yariel Turcios Rodriguez
- Bobby DiVisconti

7th Grade

- Aidan McKenna
- Angelina Altarmirano
- Caylee Smith
- Alison Coppinger
- Frankie Scott

8th Grade

- Jesse Carrano
- Keira Gilligan
- Matthew Sundberg
- Madison McNamee
- Gabriella Viviano

**Winners received \$10 gift cards
that were donated by staff
members.**

**See photos from “Start with Hello”
week on the next page.**

Start With Hello Week:

9/27/21 – 10/1/21

Thanks goes out to:

- Mrs. Taylor and the Art Service Club for making hallway displays
- Mrs. Henderson for collecting student posters
- Ms. Huether for playing music on Friday in between periods



Tuesday - Sports Team Jersey Day



Wednesday - Green or Orange Day



Thursday - Pajama/Flannel Day

A swept-up experience in middle school

By Heba Luqman

The sound of basketballs, slamming up and down between the players' palms and the floor, filled the empty gym. The girls cheered as they shot hoops through the ring. I wasn't involved in any of this, though. I stood where the black line marked the court's edge, and just watched. I shuffled out of the way when the ball came to me, and let the other girls get it. I was more interested in the fog raging outside, making everything hardly visible. The sidewalk, the building, the grass - it all just looked like grey figures. It shifted around without any difficulty.

I moved further and further away from the court, backing up slowly. I was on the team, but I was just a player not playing, something my brother calls AFK, whatever that means. At this point, I was no longer in the court. My back touched the red mats lining the walls of the gym and I sat on the hard gym floor.

I thought about the days in fourth and fifth grade where gym was my favorite time of the day, when I jumped into the court and participated. I gave it my all, not that it ever did me any good. It seems like yesterday when gym was three days a week... my three favorite days. But now, it all mattered. I wasn't a careless little amateur anymore. It mattered.

When the bell rang, kids poured out of the room, pushing and shoving. They pressed their palms over the double doors and then let go of them on their way out, leaving the next person to push the doors, or get crushed by them. I was the last one out, in hopes to avoid the deadly crowd of impatient kids. Climbing the stairs, with kids on both sides, stepping on the backs of my shoes. The boys raced each other, up and down, trampling others like freight trains. Their heavy backpacks could murder someone.

I went to my locker and spun the dial, once... doesn't open. Twice... three times... Then I realized, it's the wrong locker. I found my locker and spun the dial. Once... twice... it's jammed. I pried it open, and quickly exchanged the stuff from my locker and my backpack for the second period. I grabbed my science binder, the two-and-a-half-inch bulky hunk of plastic and paper. Then I realized it wasn't going to fit in my backpack. I opened my backpack as far as the zipper could go, separating the flaps, then shoved the binder in but the corners stuck out of the bag, preventing the zipper from closing.

I closed it as best as I could, and slung the backpack over my shoulder, only to find that two seconds later, one of the boys playing tag in the halls smacked right into me. I fell down and everything in my open backpack flew out on the floor, getting stepped over by people passing along to their classes.

I pushed my bag off my shoulder, and started picking up my supplies one by one, having to reach through as kids walked by. I would never get all my colored pencils and markers back in the pouch. I picked up my pencil, my eraser, a few colored pencils, my folders, the stray papers that were once in the folders, my laptop and as much as the other supplies as I could.

I knew I was running out of time and couldn't grab all of my things, so I sprinted into the classroom. I put my half open backpack on my chair and asked the teacher if I could go to my locker. She said I could go so I hurried back to the hallway, which was mostly empty now. Most of the students had found their way to their classes. I bent down and picked up the remaining supplies. I tucked away all the papers, (some stepped on, some crumpled) and straightened them out in the folder that I brought with me.

I knew that I did not need to rush because I asked the teacher to go, and my stuff was in the classroom, so she wouldn't mark me late. Slowly, I opened my locker, and put away all the stray supplies, hoping to organize it later at lunch.

Over the loudspeaker, the bell rang, long and loud. I shut my locker and spun the dial to lock it. I started to walk back to class when there was an announcement: "Teachers, please lock your doors, this is a sweep. I repeat, lock your doors, this is a sweep."

For a minute, I froze in place. Then, I broke into a run, trying to get there in time but the classroom door slammed in front of me. I heard the keyhole click shut. I stood by the door, a few feet away. *Too late.* At this point, I wished I could be the fog. That way, I could easily shift through the crowds of kids. That way, the kids who play tag in the halls wouldn't be able to knock me over, just fall through me. That way, I wouldn't have to waste time doing the code on my locker, I would just go through it. And that way, when your teacher locks you out of the classroom to get swept up, you would still be able to get in the class.

How easy would it be to be nothing more than mist? A gentle, and beautiful fog.



Unity Day

By Reese Sinkevich and Michael Kraft

Unity Day was celebrated at EIMS on Wednesday, October 20, 2021. It is a day to show unity for kindness, acceptance, and inclusion and to send a visible message that no child should ever experience bullying. Unity Day was started by PACER's National Bullying Prevention Center in October of 2011. (PACER stands for Parent Advocacy Coalition for Educational Rights.) It is the signature event of National Bullying Prevention Month.

In October of 2011, on her TV show, Ellen Degeneres said, "Today I wore orange on my show for a very special reason. PACER's National Bullying Prevention Center has organized an incredible movement to put an end to bullying. It's called Unity Day. Today we send a message to anyone being bullied that they're not alone. Let's stop hurting one another and try to appreciate the things that make us different."

Bullying, a worldwide problem, and recently established as a crime, is wrong but it is still an issue. Unity Day is changing that. The PACER's program is an orange army for people that are being bullied.

If you are being bullied, tell a teacher or an adult. Being quiet doesn't help anyone other than the bully and always remember: YOU ARE NOT ALONE! You have the whole East Islip community behind you.

For more information, visit this link:

<https://www.pacer.org/bullying/nbpm/unity-day.asp>

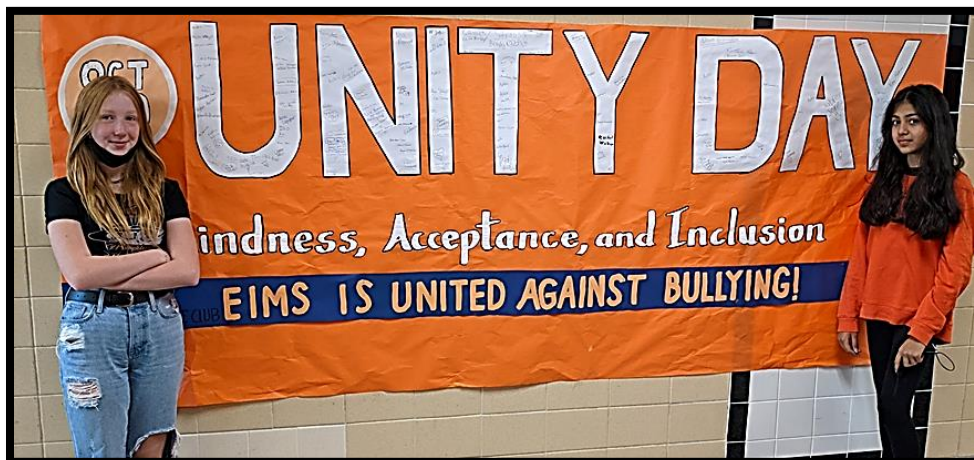
Student Government handed out orange ribbons during lunch periods. Students who wore orange were given a raffle ticket. The winners won a \$10 Amazon gift card:

Daniel Burke - 7th grade

Casey Flad - 6th grade

Madison Johnson - 8th grade

Adam Van Nostrand - 6th grade



**Pumpkin Decorating
Contest 10/25/21
Run by Mrs. Nolan and
Student Government**

**See winning pumpkins
on the next page!**

*Event Photos by
Madelyn Halter and Cailin Melody*



Fall Fun!

By Madelyn Halter and Cailin Melody

There were many activities that took place this fall. This article will inform you of two of these events; the Pumpkin Decorating Contest and the Candy Corn Guessing Game. Both of these activities have had many participants, some of which took home a sweet reward!

The Pumpkin Decorating Contest was an event that occurred on October 25th in the cafeteria where participants paint their pumpkin. They worked in groups of two and had an hour to decorate their pumpkins. There were faces, foods, and funny ideas!

The diversity in design was definitely up there in this year's competition. You might have seen the pumpkins in the display case in front of the auditorium. There were some great contenders, but they all didn't win. See winners at right, as voted on by the staff.

The Candy Corn Guessing Game was an event that took place the week before Halloween during lunch periods. This was a fundraiser for UNICEF run by the Girls Leaders Club, and we raised \$121. The cost was only a dollar to enter a guess and the winner was the person who got the closest.

Our winner this year was 8th grader, Nicky Miglionico (see photo below). He guessed there were 1,127 candy corns in the jar and the actual amount was 1,173. This was a pretty great guess. The prize was a big basket of candy. Congratulations!



Photos by Mrs. Avella and Mrs. O'Donnell

CONTEST WINNERS:

Scariest Pumpkin: Team #32

Molly Montalbano, Noah Lopez

Photo by Mrs. Avella



Most Creative Pumpkin: #59

Gabriella Torrey-Krilov, Paige Mathers

Photo by Paige Mathers



Best All Around Pumpkin: #35

Grace Micali, Zeynep Oztas

Photo by Grace Micali



Dress Code – Student View

By Sophia Eason and Sienna Graber

Let's get into the topic of dress code. It seems dress code isn't for both genders - it mainly targets girls. For example, one day at school recently, a girl was wearing a tank top (not a tube top) that went barely past her belly button and her shoulders were showing. It was a really hot day. As she was going to the gym, one of the faculty members told her in the hallway that her shoulders were too revealing and that she should cover up with a sweatshirt. The girl was confused and just said OK and walked away to the gym. Meanwhile, the gym teacher never said anything about it to her.

Usually when it's cold outside, people cover up to stay warm, and when it's hot outside people wear less clothing to try and stay cool and not get overheated. We are not saying that there shouldn't be a dress code. It's not like girls should be allowed to come to school in bathing suits (although we can't imagine anyone coming to school in a bathing suit). People should have more freedom with what they wear in warmer weather.

Back in September, there was an assembly in the auditorium with the school administration. The principal went over all the rules to follow in school, which is fine because we do have some kids here at this school who have inappropriate behavior. One of the topics was dress code. While he was explaining the rules for dress code, he had a long list for girls of what to not wear. For the boys, it was only a few things, which doesn't seem fair. It seems reasonable for girls to have more dress code rules because they have bigger clothing choices.

We interviewed our principal, Mr. Brennen, to get the facts. He said "The dress code doesn't target girls. There is a code of conduct policy that was last revised in 2001 which is where we get all our rules from. I personally won't dress code people unless their undergarments are showing or if their clothes say something inappropriate." We asked him if teachers have a dress code and he said, "Staff should dress workplace appropriate."

Information on the school dress code can be found in student agendas (under code of conduct). The policy was approved by the Board of Education back in 2001. It is also posted at the district website under Board of Education Policies (policy 5300.20).

All throughout elementary school teachers, principals, parents, and even friends are encouraging us to express ourselves. One of the ways that people express themselves is through their clothing as well as hair, nails and so on, which is part of your appearance. Clothes aren't used to get people's attention. They're used to express ourselves by wearing what we feel good in and make us feel a bit more confident. Mr. Brennen said, "Fashion has changed and is probably time to update the policy."

We also believe that dress code rules should be enforced fairly by staff members, rather than pick and choose which students get spoken to. Recently, there were two girls who wore the same shirt to school but have different body types. One girl was told to cover up, but the other was not.

So, should we leave the rules the way they are or is it time for a change?

NOTE: To read the East Islip School District Student Dress Code, see page 10.



Image from <https://www.burlesonisd.net/>

A View on Gender Equality

By Molly Montalbano



Gender Equality is the state in which access to rights or opportunities is unaffected by gender. Some people may think that everybody is equal no matter what their gender is, but so much more goes on than what we think.



Some people think that now all genders are equal and it was only years ago that we had these issues. Things like unequal pay and sexual harassment goes on every single day. This isn't just between men and women; this is also with other genders. Some people believe that there are only two genders - female and male, but it's not true. There are other genders like agender, androgyne, bigender, butch, transgender, and so many more. People just want to feel more like themselves. Women are judged mostly based on the way that they look, but you know what, who cares what anybody else thinks? We all need to have a mindset like this.

When we were little, if you were a girl and a boy was being mean to you or teasing you, you would usually come to your parent(s), and they would just say, "It just means he likes you," and they would do nothing about it. Even at school, if a boy was bothering you and you came to a teacher, all they would say is, "Boys will be boys, you just need to ignore them." But why should I have to ignore them? If they are bothering or harassing me, I should be able to do something about it and stand up for myself.



We are told to embrace ourselves and be who we want to be, but how can we do that when we are constantly being judged. This may not seem like a big deal, but it is. We need to become better people and citizens. We should not judge people by their gender. These things shouldn't be happening. I challenge you to spread this word and tell more people about this. If you do so, this could help the world become a better place. We should all feel safe no matter where we are and who we are. We should be free to be ourselves. If we all get together to fight this challenge, imagine the change that can happen.



5300.20 Student Dress Code

All students are expected to give proper attention to personal cleanliness and to dress appropriately for school and school functions. Students and their parents have the primary responsibility for acceptable student dress and appearance. Teachers and all other district personnel should exemplify and reinforce acceptable student dress and help students develop an understanding of appropriate appearance in the school setting.

A student's dress and physical appearance shall be appropriate, safe and not serve to disrupt and/or interfere with the educational process. Students shall:


1. Recognize that extremely brief garments and/or see-through garments are not allowed.
2. Ensure that underwear is covered with outer clothing.
3. Wear footwear at all times. Footwear that is a safety hazard will not be allowed.
4. Not wear hats/headgear except for a medical, religious purpose, or at a special, predetermined, school approved event.
5. Not wear items that are vulgar, obscene, libelous, denigrate or discriminate against others on account of actual or perceived race, color, weight, religion, religious practice, national origin, ethnic group, gender, sexual orientation, sex, disability, or deemed hazardous to the safety and well-being of students.
6. Not promote and/or endorse the use of alcohol, tobacco, or illegal drugs and/or encourage other illegal, inappropriate, or violent activities/ associations including but not limited to gang colors, symbols and affiliations.
7. Wear appropriate protective gear in classes or in activities (i.e. science, family and consumer science, technology, and physical education) where safety is a concern.

Each building principal or his/her designee shall be responsible for informing all students and their parents of the student dress code at the beginning of the school year, and any revisions to the dress code made during the school year.

Any student who fails to comply with the dress code shall be subject to discipline up to and including out of school suspension.

Fishing Basics: Part 1

By Mateo Ullah



Getting Started

I'm a local seventh grade fisherman, and if you like fishing, you're in luck! If you are new to fishing, then this is the article for you. Get ready to gain knowledge on how to fish.

Rods

The first thing that you will need is a rod. In my opinion, you should get a Penn spinning rod for saltwater fishing. If you are going for freshwater, you should get a Navigator spinning rod. Once you have your rod, you now can spool your reel.

How To Attach the Line

When you have your rod selected, you must get fishing line to put on the reel. For saltwater fishing, I recommend 35 lb line. For freshwater fishing, 10 lb line is fine. The stronger the fish, the heavier the line needed.

Once you have your line, open the bale, and wrap the line around the reel. Then tie a knot in the end. All you have to do is tie two triangle knots (the first step of tying your shoelaces). After that, you take the line and put your finger against the rod with the line. You might want to wear a glove so you don't cut your finger. Then spin the reel to get the line loaded on. Once you start spinning, fill the reel to near capacity and then cut the line with scissors.

Finally, take your rod and look on the top of your reel. You will see a knob called the drag. You will turn the drag to the left until you can pull line and your reel lets line out with a screeching sound. Then, when you have enough, feed the line up through the holes of your rod. Those are called the guides of the rod. Once you have your line through the guides, you are one step closer to becoming a fisherman!

Hooks and Swivels

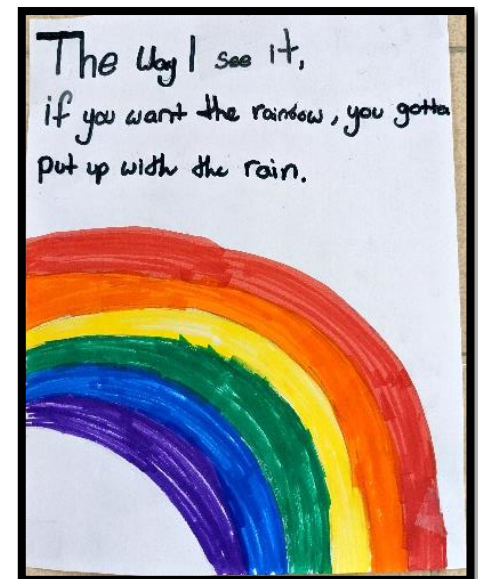

Once you have attached the line, you are going to need a barrel swivel. This is a connector that allows you to tie 2 sections of line together in case it breaks. You will also need to buy hooks. The size will vary depending on the type of fish you are going for. Make a loop with the line, put it through the hook eye and put it over the end of the hook.

Rules and Guidelines

For local fishing rules and guidelines, please visit the NY DEC (Department of Environmental Conservation) website: <https://www.dec.ny.gov/outdoor/fishing.html>

Stay tuned for more fishing tips in the next issue of the **Redmen Reporter**.

Seen in Our Halls



If you made one of these 3 posters,
stop by Room 118
(Technology room) and see
Mrs. Avella for a prize!

Photos by Mrs. Avella

How to code with Scratch

~Lesson 1: Intro to Scratch~

By Hasan Luqman

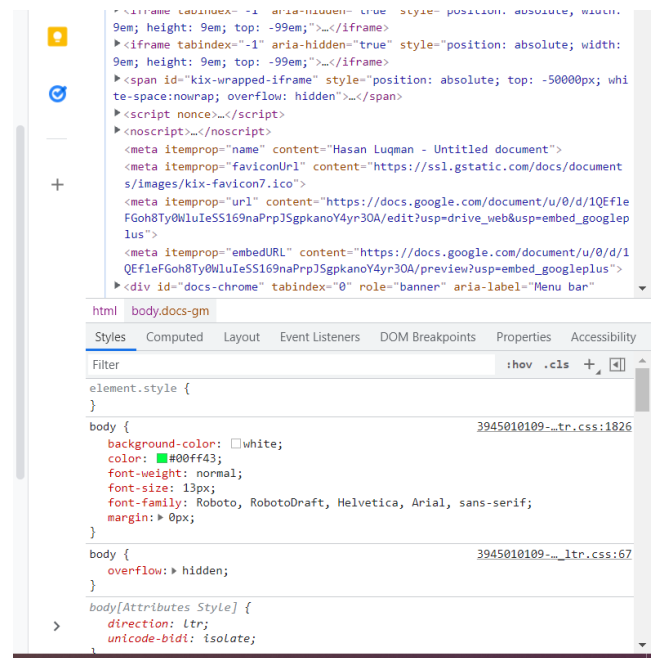
Coding is what I like to call “the recipe for the world.” Most anything in the world requires some kind of instruction set to function. Likewise, this applies to technology as well.

If you think about it, physics is the CODE that allows things to happen, like a basketball to bounce or a car to accelerate. But that’s just my definition of code. What most people think of as code is the set of instructions that allow some forms of technology, like video games, to work. These scripts, as they’re called, are usually made from scratch. Hence the name for the gigalith of programming and all things code: Scratch.

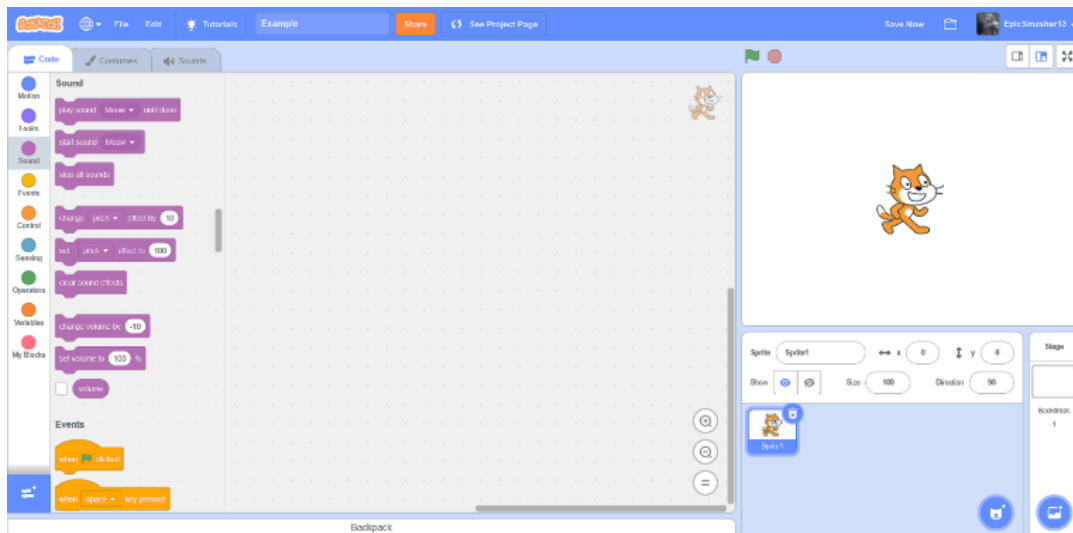
When you go to the Scratch website, you can sign in or just go ahead without an account. Either way, you can try projects out or make your own. If you don’t make an account, your projects will not be saved and you will not be allowed to post them. I suggest that you sign in before taking these lessons.

With that part done, let’s introduce you to how Scratch works. Scratch isn’t really very complicated, although it may seem overwhelming. The method of coding itself isn’t complex at all, like other computer programs can be, such as the html code for a Google Doc (see image on the right).

That being said, Scratch uses something called code BLOCKS. This makes it a lot easier to understand what you’re doing. A screen will come up when you are done creating an account. It will look like this:



```
<iframe tabindex="-1" aria-hidden="true" style="position: absolute; width: 9em; height: 9em; top: -99em;"></iframe>
<iframe tabindex="-1" aria-hidden="true" style="position: absolute; width: 9em; height: 9em; top: -99em;"></iframe>
<span id="kix-wrapped-iframe" style="position: absolute; top: -5000px; white-space: nowrap; overflow: hidden;"></span>
<script nonce="..."></script>
</noscript></noscript>
<meta itemprop="name" content="Hasan Luqman - Untitled document">
<meta itemprop="faviconUrl" content="https://ssl.gstatic.com/docs/document
s/images/kix-favicon7.ico">
<meta itemprop="url" content="https://docs.google.com/document/u/0/d/1QEf1e
Fgoh8Ty0WluIeSS169naPrpJ5gpkanoY4yr30A/edit?usp=drive_web&usp=embed_googlep
lus">
<meta itemprop="embedURL" content="https://docs.google.com/document/u/0/d/1
QEf1eFgoh8Ty0WluIeSS169naPrpJ5gpkanoY4yr30A/preview?usp=embed_googleplus">
<div id="docs-chrome" tabindex="0" role="banner" aria-label="Menu bar">
html body.docs-gm
Styles Computed Layout Event Listeners DOM Breakpoints Properties Accessibility
Filter :hov .cls +, [
element.style {
}
body {
background-color: white;
color: #00ff43;
font-weight: normal;
font-size: 13px;
font-family: Roboto, RobotoDraft, Helvetica, Arial, sans-serif;
margin: 0px;
}
body {
overflow: hidden;
}
body[Attributes Style] {
direction: ltr;
unicode-bidi: isolate;
}
```



Scratch provides you with their own tutorials, but they don’t cover everything. Mostly they are just used to start you off. I did fine without them, but you really shouldn’t skip the tutorials. You’ll need them for the next lesson. Here is the link for the website so you can get started: <https://scratch.mit.edu/>

Quick, Draw!

By Gianna DeSantis and Kai DiMaria

If you want to test how good you are at doodling, this website is made for you. According to the developers, Quick Draw “is an online game developed by Google that challenges players to draw a picture of an object or idea and then uses a neural network artificial intelligence to guess what the drawings represent”. The computer doesn’t seem very smart and that’s what makes this website fun.

This website was published in November of 2016 by Google. It was designed by Jonas Jongejan, Henry Rowley, Takashi Kawashima, Jongmin Kim, Ruben Thomson and Nick Fox-Gieg.

This website isn’t made for everyone. Remember, the computer isn’t very smart so even if you drew with an Apple Pencil or stylus, that would probably be super easy. That’s why there’s a timer. You have only 20 seconds to draw whatever the object. That’s when the “robot” tries to guess what you are drawing.

Now you may ask yourself, “Is this website useless?” In our opinion, we don’t think so. It’s kind of just there. It is not useless, but also not useful. We wouldn’t use it to study for that quiz you have tomorrow. But people think differently.

For instance, when we asked a friend if it was useful, she said “Yes, yet if you are bored, I feel like it would be a good game to waste your time on.”

Some kids in older age groups between 11 - 15 feel like it’s a stupid, completely useless waste of time. Some younger kids between the ages of 5 - 10 really enjoy the game itself, thinking it’s just fun. It depends on the user’s personality.

Overall, this website is pretty fun, considering, the computer program seems to behave like a 3-year-old. It is interesting to see how many scribbles you can draw and the computer will somehow get it right. We rate this website 3.5/4 stars.

To try it out yourself, visit this link:

<https://quickdraw.withgoogle.com/>



Is the new Nintendo Switch worth the money?

By Gabriel Williams

We all know or have heard about the company Nintendo, founded by Fusajiro Yamauchi. Some of their games include Mario Bros, Sonic, Legend of Zelda, and Pokemon. Nintendo has been around for many years and now in 2021, they have released a new console, the Nintendo Switch OLED Model. The term OLED stands for organic light-emitting diode and is supposed to give a clearer image. Here is a comparison of the new and old systems.

New features for the Nintendo Switch OLED:

- 7-inch screen
- Sturdier kickstand
- 1280 x 720 resolution
- When dock 1080p, handheld 720p
- Improved image quality
- Price \$349.99

Here are the specs for the Nintendo Switch:

- 6.2-inch screen display
- Thin kickstand
- 1280 x 720 resolution
- When dock 1080p handheld 720p
- Price: \$299.99

Overall, there’s not much of a difference from the Nintendo Switch compared to the new Nintendo Switch OLED. If you keep your Switch docked while playing, you will not notice much improvement. I say the best thing to do is save your money for something better.



Image from <https://store.nintendo.com>

Memes that changed a generation by Peter Gernand

Everyone knows about those funny photos on the Internet with captions about something like Minecraft, Big Chungus or Gordon Ramsey. Those clever images that seem to spread quickly are called memes. Today, we are going to be reviewing the most popular and life changing memes from the past 15 years or so.

There have been a lot of memes over the past decade to get people giggling or even laughing out of their wits. Fun fact: not all memes are just pictures. Some of the most famous memes are about videos, movies, or even video games. There is a video group called “vines” and a lot of people have used them for certain memes. Now, we get to the actual popular memes.

First of all, you know that purple-dressed guy from the chocolate movie he is named after? Yes, Willy Wonka. In the movie, Willy Wonka does this pose where he has his right hand against his face, and a funny expression, and it has become a very popular meme.

You know when a day isn't going right, and you just want to tell people about it through a meme? Well, Bad Luck Brian is the meme for you. This meme shows a picture of Brian, and someone mentions something that just happened because of rotten luck. Then there is the Monsters Inc. movie meme with character Mike Wazowski, who has one giant eye. In this meme, Mike's face got swapped with the face of Sulley, the big, furry monster. When they are combined, you get a “bruh” sort of face.

One of the most famous memes overall is the Doge meme. This meme has a dog face, and he looks surprised about something. It is a picture of a Shiba Inu breed dog. People have turned this into a widely known meme and is one of the most popular today.

That's it for now for popular memes but if you would like to see more of the generation-changing-memes, just let me know, and I'll write another article next time.



Image from <https://knowyourmeme.com/memes/doge>



Picrew.me - what is it? By Catherine Sause

Picrew.me is a character creation website, where artists allow other people to create avatar characters in different styles of art called “picrews”. The most popular character is shown above.

These picrews are very common to see in profile pictures. The styles don't stop at humans though. Since the creation of the game **Warrior Cats: Ultimate** on Roblox and the publishing of the **Warrior Cats** book series, the phrase “Warrior Cats” has been so popular, it was made into its own style on Picrew.me.

There are many more styles to choose from. There are anime-like styles, otters, more cats, and even mermaid styles. It's common to see updates on these styles and profile pictures of them and also videos.

Some people make their own OCs (original characters) using them. Some users may even try to make one that looks like themselves. Overall, it's a great site to visit to spark creativity.

Here is the link: <https://picrew.me/>

~BTS IS BACK~

By Zeynep Oztas



Good news BTS A.R.M.Y. - BTS is back on 'tour'! After 2 years of being held captive at home and having to do online concerts, our worldwide band is in business again.

During quarantine, they dropped some great songs, funny videos, amazing music videos and some encouraging words to help us get through this year. Why did I put tour in quotes you may ask? It's because it isn't really a worldwide tour. On November 27-28 and December 1-2 of 2021, they will only be performing in Los Angeles, CA. Yeah, it's upsetting for a bunch of ARMY members who don't live close to LA and dearly want to go support their band. But hey, if they're coming back for a few shows, so will more of their concerts.

C'mon ARMY - grab your Army Bomb, your cameras and let's get excited for their next concert date!

Songs to listen to when you need to feel success or self-love:

- "Life Goes On" – The message in this beautiful piece is that things happen for a reason and it can only make you stronger.
- "Dope" - An uplifting song that illustrates that people who work hard get farther in life than the ones who don't try at all. Hard work really pays off.
- "So What?" - This song is about letting go of your fears and worries. So what if others judge you? There is no point in listening to things that'll get you down. "The only time you should look back is to see how far you've come" said Jeon Jungkook.
- "Magic Shop" - Magic shop explains how there can be hardships in life and you might feel like you are left with nothing. Just open a door in your heart so you can see the light again.



Images from <https://filmdaily.co/>

Top 5 Hottest Fashion Trends

By Charlotte Stabile

With the help of different social media platforms, I was able to poll my peers and adults for ideas of what the newest fashion trends will be. Here is the list:

1. Bucket hats and beanies
2. Oversized tie dye hoodies
3. Nike sneakers
4. Jeans
5. Converse sneakers




Image from <https://www.harpersbazaar.com/>

Ariana Grande

By Ace Green

When you hear the name Ariana Grande what do you think of - Cat Valentine or maybe “Thank You Next”? Well, the 2-time Grammy award winner has done many things in her career and today you will get to read about her.

Ariana Grande Butera was born on June 26, 1993, in Boca Raton, FL. Growing up, Ariana loved to sing. She loved to sing so much that one day, while singing karaoke on a cruise, she was told by pop singer Gloria Estefan to continue to sing in the future. So, Grande did just that! Before her first album, she released a song called “Put Your Hearts Up”. Although some people liked the song, Ariana did not like it because this is not the type of song she wanted to do.



Around this time, Ariana also acted in the hit show *Victorious* on Nickelodeon where she played the popular character Cat Valentine. She also acted in *Sam and Cat*. After that show ended, Ariana put out her first album in 2013 called *Yours Truly* which was very successful. It was so successful that she went on tour the next year.

In 2014 she released her second album, *My Everything*. The album went to number 1 on the charts. The album had guest vocalists including Iggy Azalea on “Problem”, Zedd for “Break Free” and The Weeknd for their hit song “Love Me Harder”. Later that year, Grande released “Bang Bang”, a collaboration with Nicki Minaj and Jessie J. In 2015, she released a single called “Focus” which was very successful. In 2016, Ariana released her 3rd Album, *Dangerous Woman* which made it to the top 10 on the Billboard charts. The album also features Nicki Minaj, Lil Wayne and Macy Grey.



In April of 2018, Ari made a huge return with the single “No Tears Left to Cry” which was about the Manchester bombing that happened at her concert in 2017. In May of 2018 she released one of her most popular songs, “God is a Woman”. Then in August that year, she released her fourth album *Sweetener* which was about healing. The album features Nicki Minaj, Missy Elliot, and Pharrell Williams, who also produced some of the album.

In November of 2018 she released the song “Thank U Next” which would be part of her fifth studio album. This album was about her exes and how she is grateful for them but the song focused a lot on self-love too. In 2019, Ariana released her hit single “7 Rings”, followed up in February with the album *Thank U Next*. This is her most popular album with songs like “Bloodline”, “Fake Smile”, and “Ghostin”. Some fans think this album has a lot to do with Mac Miller, her ex-boyfriend who passed away in 2018 after a drug overdose. The album has no collaborations.

In May of 2020 when the COVID-19 lockdown hit, Ariana and Justin Bieber made a song called “Stuck With You”. She also released a song that month with Lady Gaga called “Rain on Me”. In October of 2020, Ari released her sixth studio album called *Positions* with many songs in the R&B genre. The album features Doja Cat, Ty Dolla Sign, Megan Thee Stallion and The Weeknd.

While there is no new album in 2021, fans were given a few new things to enjoy: “Positions Deluxe”, “Save Your Tears Remix”, “I Don't Do Drugs”, “Met Him Last Night” and “Rain On Me Remix”. There were also new Vevo live performances, a Fortnite concert and she is on season 21 of the television show, *The Voice*. She has also released a new makeup line called *REM Beauty*. Her fans are looking forward to the next thing she does!



Bullying

By Danna Perez

Bullying is a behavior that kids have experienced a lot at school, online, on the playground - basically everywhere. It happens to everyone around the world, not just kids. So, the main question is: Why do people bully?

What is bullying?

Bullying is a behavior people use to hurt others. Most of the time the person who bullies another person may have some personal problems or anger issues. It can also be simply they don't know how to be friendly and so it's easier for them to be mean.

Types of bullying

There are three types of bullying.

- **Verbal bullying:** Saying or writing mean things to others. Some examples of verbal bullying are:
 - Calling people names
 - Threatening others
 - Writing inappropriate comments
- **Physical bullying:** Involves hurting people or other people's possessions. Some examples of physical bullying are:
 - Hitting/kicking
 - Spitting
 - Taking someone's stuff
 - Tripping/pushing
 - Pinching
- **Social bullying:** sometimes referred to as relational bullying, involves hurting someone's reputation or relationships. Some examples of social bullying are:
 - Leaving people out
 - Telling rumors about someone
 - Embarrassing someone in public

What we can do

If you see someone being bullied, don't just walk away. Stand up to the bully and tell them that what they are doing is wrong and they should stop! Try being friends with the person who was being bullied so they won't feel lonely or upset. If you feel too scared to stand up for yourself, just tell an adult and let them handle it.

I'm pretty sure you've heard the statement "Treat others the way you want to be treated." If you would like people to treat you with respect, then you should make sure to treat them with respect too.

BE A GOOD FRIEND



Hamilton on Broadway

By Anna Sweet

Hamilton, based on founding father Alexander Hamilton, is a musical written by Lin-Manuel Miranda. It follows Alexander's life, friendships, hardships, and eventual death. Impressively, most of the musical numbers are rapped. Fun fact: there are over 20,000 words spoken in the performance! If this interests you, you might want to consider seeing the play live. Currently, there are many available tickets for the month of November.


I traveled to Manhattan to see this famous Broadway show for my birthday in September. It was a thrill to see **Hamilton**, but Broadway rules have changed because of COVID-19. Precautions have been taken to maximize safety for the audience. Broadway.com has a complete guide to the reopening of theatres. Requirements include:

- Guests 12 and over need to be fully vaccinated and present a government-issued photo ID.
- Children under the age of 12 must provide proof of a negative COVID-19 test.
- Attendees must wear masks during the performance.

If the hustle and bustle of live performances in NYC isn't for you, **Hamilton** is available to watch on Disney Plus. It was filmed at The Richard Rodgers Theatre on Broadway in June of 2016.

For more information, visit this link:

<https://hamiltonmusical.com/new-york/home>



Don't forget to
visit the
Spotlight School Store
for your holiday
shopping needs!



Extinct animals of past years

By Christina Manzi & Heba Luqman

Splendid Poison Frog

This wonderfully named creature is one of three Central American frog species to have recently been declared extinct. The splendid poison frog was a species of amphibians in the family of poison dart frogs. They became extinct in 2020 due to a fungal outbreak of chytrid fungus which started back in 1996.

Splendid poison frogs were a type of dart frog that are brightly colored. They could secrete poison through their skin due to their diet of insects. They were brightly colored to show they are poisonous to predators. They were related to the golden poison frog, which is the most poisonous frog on this planet.

The splendid poison frog was impacted by deforestation and habitat destruction. Logging and expansion of urban and suburban areas all lead to a decrease in population of this type of frog. *Image from <http://www.nhptv.org>*



Northern White Rhino



The northern white rhinos only have two females left since March of 2018 when the only male left died. His name was Sudan and he was 45 years old. He was being held at Kenya's Ol Pejeta Conservancy and was heavily guarded. Unfortunately, he died due to old age and infection. The two females can't give birth; they are a mother and a daughter. They are hoping to collect eggs from the daughter rhino to fertilize since they just retired the mother who has cancer and can't reproduce anymore. *Image from <https://www.thetimes.co.uk>*

Quagga

Quaggas look like half zebra, half horse. They had a unique pattern of zebra stripes on the front part of their body and a white horse looking rear end. The Quaggas were a species of zebra from South Africa. They went extinct in the late 1800s. Only one quagga was photographed alive but there are 23 skins in museums around the world. Scientists are trying to reverse engineer this animal by breeding zebras with quagga genes, although no such luck has resulted from their experiments yet. The Quaggas went extinct because of the poachers who killed them off. *Image from <https://www.quaggaproject.org>*




It's important to realize that these innocent creatures did not deserve to be wiped from the planet's surface because of human activity. Overfishing, poaching, pollution, overhunting, and lack of knowledge all lead to the extinction of animals. To this day, certain animals in the wild with a small population are endangered. It's important to protect these animals and stop all unnecessary hunting and fishing.

We all share a world together - animals, plants, and people. Killing off animals won't help anyone; it will only hurt us. For example, if we let tigers go extinct, they can't eat sambar deer. If the deer overpopulate, they will eat all the grass. Every living thing is important to our ecosystem from bees to elephants. We depend on them, and they depend on us.

***Nightbooks*: book vs. movie** **By Lauren Winiarski**

I really enjoyed reading the novel **Nightbooks** by J.A. White. It had all the things I look for in a book - interesting characters, a suspenseful storyline, and just the right amount of creepiness. When I saw that a movie was being made, I was automatically skeptical. In my opinion, movies are rarely as good as the books they are based on.



In **Nightbooks**, one character I enjoyed reading about was Natacha the witch. She is a very mysterious character that captured Alex and Yasmin. The movie portrayed her much differently than the book did. I liked that she was scarier and meaner in the movie because her personality in the book is very bland compared to the way her personality was in the movie. The movie really brought her character to life.

Another thing I enjoyed about the book, was Alex and Yasmin's companionship. In the beginning they didn't get along great, but as the story goes on, we see them starting to become closer friends. They did a good job of showing that in the movie, but they could have done more with it, in my opinion. For example, in the movie they became almost instant friends, whereas in the book, it took a lot longer for them to even tolerate each other.

Some important elements that were significant in the book didn't make an appearance in the movie. This agitated me and I'm sure I'm not the only one. In the book, Yasmin always wore a Mets cap that she held very dear from her father. In the movie she does not wear a Mets cap and her father is not mentioned.

In conclusion, both the book and the movie were great although I would have done some things differently in the movie. I highly recommend you read the book before watching this spine-chilling story on the big screen.

Book image from <https://www.amazon.com/>

A Speck in the Sea **author visits EIMS** **By Casey Flad**



In case you missed it, author John Aldridge came to visit the EIMS Book Discussion Club on October 6th. Book club members read **A Speck in the Sea**, a thrilling non-fiction story about what happened to John Aldridge on July 13, 2013. He came and answered questions that the students had about the book. He even brought the fishing boots that saved his life. The visit was arranged by our librarian, Mrs. Ash.

Overall, it was a great experience. Anyone who read the book was allowed to attend. Hope to see you at the next book club meeting!




Photo by Mrs. Ash

Book image from <https://www.amazon.com/>

Awesome mythology reads

By Sofia Caviedes

It has been over fifteen years since **Percy Jackson: The Lightning Thief** was published. Many readers enjoy his books, including me. Why I believe his books are great can be summed up very easily with three reasons.

One, they're extremely funny. The School Library Journal writes in their review that **The Sword of Summer** has "tons of wisecracking humor", which shows that so many love Riordan's humor. The second reason is the characters in his books are amazing! They all have unique and realistic personalities that make you almost feel as if they are real. Thirdly, their adventures in the modern world with true Greek myths are exciting. Friendship is always a theme. The characters learn to be courageous, and many are already. That is what defines Riordan's books: funny, unique, and exciting.

I hope you enjoyed this review. Take a look at the list below if you want to check out his modern mythology books.

Percy Jackson

1. The Lightning Thief
2. The Sea of Monsters
3. The Titan's Curse
4. The Battle of the Labyrinth
5. The Last Olympian

The Heroes of Olympus

1. The Lost Hero
2. The Son of Neptune
3. The Mark of Athena
4. The House of Hades
5. The Blood of Olympus

Kane Chronicles

1. The Red Pyramid
2. The Throne of Fire
3. The Serpent's Shadow

Magnus Chase and the Gods of Asgard

1. The Sword of Summer
2. The Hammer of Thor
3. The Ship of the Dead

The Trials of Apollo

1. The Hidden Oracle & The Dark Prophecy
2. The Burning Maze & The Tyrant's Tomb
3. The Tower of Nero




Image from <https://www.amazon.com/>

Hibachi: where cooking food is also entertainment

By Peyton Zusmer

I went to Takumi Sushi Hibachi & Lounge on Sunday October 16th. It has a rating of 4.6 stars out of 5 on Google reviews. The menu has many items, such as California rolls, slowed-cooked baby back ribs, blonde miso soup, gyoza, and sunny roll. It is located at Westfield South Shore Mall on Sunrise Highway in Bayshore, next to The Cheesecake Factory. It opens at 12pm and closes at 10-11pm (depending on the day).

When we arrived, we ordered the chicken and steak hibachi and the salmon hibachi with hibachi fried rice and noodles. Our chef was very entertaining. Some notable moments were when our chef made an onion volcano, set the counter on fire, and when he juggled eggs.

First, we ate miso soup, which was very tasty. It had mushrooms, scallions, and tofu. Next, we were served a salad. It had different kinds of lettuce with a ginger dressing on top. I didn't particularly like the salad, but the dressing was good. Then the chef made the fried rice. It had many vegetables in it, such as carrots, broccoli, mushrooms, and zucchini. Next, I ate the chicken and steak hibachi. It was cooked very well.

At the end we were served vanilla ice cream with whipped cream and sprinkles on top. I would definitely go there again. I highly recommend that you go to Takumi Sushi Hibachi & Lounge.



Images from <https://www.takumihibachi.com/>

Answer Key to Test of Knowledge on page 22
(DON'T CHEAT!)


1.C, 2.C, 3.A, 4.B, 5.B, 6.A, 7.C, 8.B

Test of knowledge

By Sofia Caviedes

Do you know almost every crazy fact imaginable?
Are you sure you can beat anything to do with
quizzes? Test your knowledge with this 8-question
quiz!

1. How long can a snail sleep for?
 - a) four months
 - b) one year
 - c) three years
2. Napoleon was once attacked by a horde of _____.
 - a) horses
 - b) frogs
 - c) rabbits
3. A dog's _____ is as unique as a human fingerprint.
 - a) nose
 - b) paw
 - c) ear
4. Samsung is _____ years older than Apple.
 - a) 20 years and 5 months
 - b) 38 and 1 month
 - c) 33 and 8 months
5. What was candy corn originally called?
 - a) sweet triangles
 - b) chicken feed
 - c) magic corn
6. Which Christmas song was originally a Thanksgiving song?
 - a) Jingle Bells
 - b) Silent Night
 - c) Let it Snow
7. Finland holds an annual _____ throwing contest.
 - a) stuffed animal
 - b) iPad
 - c) cell phone
8. Odontophobia is the fear of _____.
 - a) trees
 - b) teeth
 - c) pens



See answers on page 21.

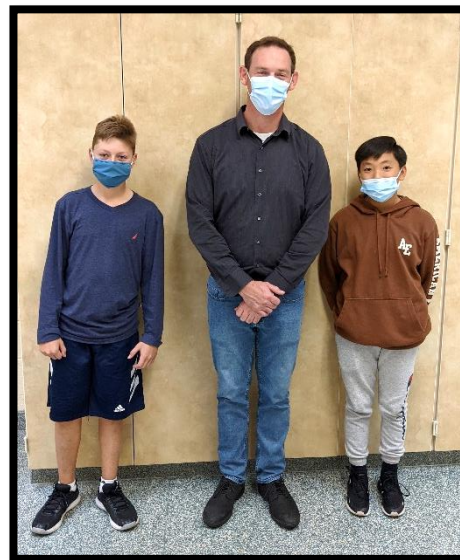
Boys Varsity Golf Team

By Reese Sinkevich

Yes, East Islip does have a boys varsity golf team! Our regular season has been good. Our overall record was 5-5. We had some things to work on, but we were excited for conferences.

Mr. Robertson, middle school band teacher, is the coach. Usually, 8 boys play in a match, 6 starters and 2 for practice. The score of the 6 starters counts for the match. There are a total of 12 boys on the team. After conferences, the top six of that round go to counties, and then on to the state level.

James Downey and I are the 2 middle schoolers on the golf team. We are both in 8th grade. Two HS students, Joe Schiano (9th grade) and Ryan Clark (11th grade), made All-League this year and qualified for the Suffolk County Golf Championships which were played in late October. We are looking forward to next year's season!



Reese, Mr. Robertson, James

Photo by Mrs. Avella



2021-2022 NBA regular season By Lucas Hilbert

The NBA regular season started on October 19th and there are a few teams that you should keep a close eye on. The first team is on the west coast and it is the Los Angeles Lakers. They have acquired guard Russell Westbrook and three future second round picks from the Washington Wizards in exchange for Kentavious Caldwell-Pope, Montrezl Harrell, Kyle Kuzma and the draft rights to Isaiah Jackson. They now have their big three with forward LeBron James, forward Anthony Davis and guard Russell Westbrook.

The second team to look out for is our own Brooklyn Nets. However, Kyrie Irving is refusing to get the COVID-19 vaccine as required by the league, so he is unable to play until further notice. Besides that, they have two former MVPs on their team, forward Kevin Durant and guard James Harden.

The last team to keep an eye on are the reigning champs, the Milwaukee Bucks with forward Giannis Antetokounmpo. He is a two time MVP, DPOY (defensive player of the year), MIP (most improved player), and finals MVP. They also have sharpshooter Khris Middleton, and guard Jrue Holiday.

For more information, visit <https://www.nba.com>



MLB regular season recap By Michael Kraft



The 2021 MLB Regular Season is officially wrapped up and it was indeed a good one. The MLB Division winners for the American League (AL) were the Tampa Bay Rays for the AL East, the Chicago White Sox for the AL Central. For the AL West, the Houston Astros won yet another division title. The two AL Wild Card Spots went to the New York Yankees and the Boston Red Sox.

The National League (NL) was definitely the best conference this year. The Atlanta Braves won the NL East after the New York Mets choked their 7-10 game lead in the middle of August. One of the many reasons the Mets lost their lead was because of injuries to key players including Jacob deGrom, Brandon Nimmo, and Francisco Lindor.

The Milwaukee Brewers won the NL Central title by only a few games over the red-hot St. Louis Cardinals. The NL West champs were the San Francisco Giants who won over their divisional rivals, the Los Angeles Dodgers. The Dodgers as well as the St Louis Cardinals.

One of the league leaders for this season was Trea Turner of the Los Angeles Dodgers with the highest batting average and hits. Best pitchers of the year were Julio Urias and Adam Wainwright. Urias had 20 wins and Wainwright had 17 wins. Salvador Perez of the Kansas City Royals had 48 home runs and 121 RBIs. Starling Marte had an astounding 47 stolen bases this season.



Next season will be crazy knowing how this season went.

Editor's Note: The 2021 World Series took place from October 26th to November 2nd. The Atlanta Braves won 4 games to 2 over the Houston Astros.

The (Hurting) Adventures of
FRED
The
stickman



By
Ryan
Geraghty






DETECTIVE Dave

Issue 1 AND THE CASE OF THE MISSING BBQ SAUCE


By Ethan Fitch

& Joshua Peckholdt



Banana Bread Recipe

By Alison Coppinger



Ingredients:

- 2 Cups Flour
- 1 Teaspoon Baking Soda
- ¼ Teaspoon Salt
- ½ Cup Butter
- ¾ Cup Brown Sugar
- 2 Eggs (Beaten)
- 2 ⅓ Cups Mashed Overripe Bananas



Directions:

Step 1: In a large bowl, combine the flour, baking soda, and salt.

Step 2: In a smaller bowl, cream together the butter and brown sugar.

Step 3: Combine the smaller bowl and the larger bowl and then add the eggs and mashed bananas.

Step 4: Pour into a 9x5 inch loaf pan (lightly greased).

Step 5: Bake at 350 Fahrenheit for 60 to 65 minutes or until it gets a brownish color on top.

I tried this recipe and it tasted so good! I would recommend adding about ½ cup of chocolate chips. If you decide to add chocolate chips, it tastes like a chocolate chip muffin with a hint of banana. I would recommend adding a little bit more banana if you want it to have a stronger banana taste.

After making it and leaving it out in the kitchen, it was gone after a couple of days. When I started to make this recipe, I realized I didn't have brown sugar. I looked up how to make brown sugar and one thing said to add maple syrup to white sugar. I tried it and I couldn't even tell the difference between normal brown sugar and the brown sugar I made. Enjoy!

For the full recipe, visit this website:

<https://www.allrecipes.com/recipe/20144/banana-banana-bread/>

Recipe: Pumpkin Pie Twists

By Sara Pepp and Keira Gilligan

Ingredients:

- 1 Tube refrigerated crescent roll dough
- 1/2 Cup pumpkin puree
- 1/4 Cup brown sugar
- 1 Tablespoon maple syrup
- 1 Teaspoon pumpkin spice
- 2 Tablespoons melted butter
- 1 Tablespoon sugar
- 1/2 Teaspoon cinnamon
- Optional whipped cream for dipping



Instructions:

1. Preheat the oven to 375 degrees F. Line a baking sheet with parchment paper.
2. In a small bowl, mix together the pumpkin puree, brown sugar, maple syrup and pumpkin spice.
3. Unroll crescent dough on a cutting board. Cut the dough in half so you have two identical rectangles and lay them beside each other.
4. Evenly spread the pumpkin mixture over one of the rectangles of dough.
5. Place the second rectangle of dough on top of the first rectangle of dough (so the pumpkin mixture is sandwiched between them). Make sure you line up all the edges.
6. Use a pizza cutter to cut the dough into strips approximately 3/4 inch wide.
7. Transfer the strips to the parchment lined baking sheet.
8. Twist each strip by picking up one end and twisting it twice, then picking up the other end and twisting it another 2 or 3 times.
9. Brush melted butter generously over each twist.
10. Mix together the sugar and cinnamon then sprinkle evenly over each twist.
11. Bake at 375 degrees F for 8-11 minutes until golden brown.

Review of Pumpkin Pie Twists:

Pumpkin Pie Twists are really good and easy to make in a short amount of time. This is the perfect simple fall confection. This recipe shows one of the many different things you can make with crescent rolls. Not only are these pumpkin twists a party favorite, but they are also a tasty snack and a delicious breakfast. We loved eating them with whipped cream topped with cinnamon.

Recipe: Funfetti White Chocolate Blondies

By Sienna Graber and Anna Sweet

Blondies are a fun treat, but have you ever thought about taking it to a different level? We did when we made these funfetti white chocolate blondie sweets.

Find the recipe: <https://www.loveandoliveoil.com/2014/04/white-chocolate-funfetti-blondies.html>

Recipe Ingredients

1/2 cup unsalted butter

5 ounces good quality white chocolate, shaved or finely chopped (not white chocolate baking chips)

1/2 cup granulated sugar

1/4 cup packed light brown sugar

2 large eggs

1 1/2 teaspoons vanilla extract

1 cup all-purpose flour

1/4 teaspoon baking powder

1/4 teaspoon kosher salt

1/3 cup confetti quin sprinkles

Directions


Line an 8-by-8-inch baking pan with parchment paper; lightly butter parchment. Preheat oven to 350 degrees F. Melt butter in a large, microwave-safe bowl; add white chocolate and stir. Then stir in sugar and brown sugar. Whisk in eggs and vanilla; fold in flour, baking powder and salt. Fold in the sprinkles. Pour into pan. Bake for 30 minutes or until top is set and edges are golden.




These blondies were delicious! We would definitely make them again!



Comics By Diana Sobel





EIMS YEARBOOK


PRE-ORDER YOUR YEARBOOK FOR THE 2021-2022 SCHOOL YEAR!
 Guaranteed yearbook if you order by March 5th
NO GUARANTEE TO RECEIVE A YEARBOOK AFTER DUE DATE.

<u>Yearbook only Package</u>	\$40
<u>Personalization Package</u> • Includes Name Stamp	\$46
<u>Deluxe Personalization Package</u> • Includes Name Stamp and Icon	\$51
<u>Ads</u> • Personal or business • Pictures and/or text	1/8 page - \$15 1/4 page - \$25 1/2 page - \$50 Full page - \$100

*For all Ads and Name Stamps: Please be sure to check all spelling before submitting!
 These cannot be edited by the yearbook staff!*

ORDERING DIRECTIONS:

1. Go to www.balfour.com
2. Click on **Shop your school**
3. Type in **East Islip Middle School**
4. Select **East Islip Middle School** from List
5. Order yearbook!




We want your pictures for the yearbook!
 Current pictures or elementary/younger years.
 From you smartphone:

1. Download app: Balfour Image Share.
2. Create your account
3. Use EIMS project #: 224783

OR go to images.balfour.com


All pictures are considered, but not all can be used.



- Answers to crossword puzzle on page 30:
- 1 down: SuperMarioBros
 - 2 across: Spirit
 - 3 down: KidIcarus
 - 4 across: FireEmblem
 - 5 down: Fighter
 - 6 across: FinalFantasy
 - 7 across: Amiibo
 - 8 down: ClassicMode
 - 9 down: StreetFighter
 - 10 across: NintendoSwitch
 - 11 across: StageBuilder
 - 12 down: Starfox
 - 13 across: LegendofZelda
 - 14 down: Pokemon
 - 15 across: Nintendo
 - 16 across: DonkeyKong

Crossword Puzzle: Super Smash Brothers Ultimate

By Hasan Luqman



ACROSS

2. A character from a different Nintendo game, equip them to boost or get various abilities.
4. A franchise with a sword as its symbol.
6. What does FF stand for?
7. A figurine of a fighter that you can train and level up.
10. The console where SSBU is playable.
11. Create your own stage!
13. A franchise with a triangular symbol.
15. A multimillion-dollar company, founded by Fusajiro Yamauchi.
16. What does DK stand for?
17. Rescue fighters in a world where all seems lost!

DOWN

1. A franchise with a mushroom symbol.
3. A franchise with a bow as its symbol.
5. A playable avatar in the game. Each has a different moveset.
8. Every fighter has a route. The intensity raises as you win each battle.
9. What does SF stand for?
12. A franchise with a fox as its symbol.
14. A franchise with a Pokeball as its symbol.
18. Listen to sounds, music, check your stats, and more!

WORD BANK

- | | |
|----------------|----------------|
| StageBuilder | Nintendo |
| Starfox | DonkeyKong |
| SuperMarioBros | Adventure |
| Spirit | ClassicMode |
| KidIcarus | StreetFighter |
| FinalFantasy | NintendoSwitch |
| Amiibo | LegendofZelda |
| Nintendo | Pokemon |
| | FireEmblem |
| | Fighter |

Puzzle answers are on page 29.

Staff List, ADVISOR: Mrs. Avella



Sofia Caviedes	Erin Kolensky
Emilia Cicale	Michael Kraft
Alison Coppinger	Hasan Luqman
Nicholas Costantini	Heba Luqman
Gianna DeSantis	Christina Manzi
Brianna DiMaria	Cailin Melody
Sophia Eason	Molly Montalbano
Anna Fantauzzi	Zeynep Oztas
Ethan Fitch	Joshua Peckholdt
Casey Flad	Sara Pepp
Ryan Geraghty	Danna Perez
Peter Gernand	Arianna Rodriguez
Matthew Giannini	Catherine Sause
Keira Gilligan	Reese Sinkevich
Ava Gonzalez	Diana Sobel
Sienna Graber	Charlotte Stabile
Brycen Grant	Anna Sweet
Cadence Grieve	Mateo Ullah
Madelyn Halter	Emily Ulrich
Olivia Heiser	London Villanueva
Aubrey Hilbert	Gabriel Williams
Lucas Hilbert	Lauren Winiarski
	Peyton Zusmer

Newspaper Club Officers:

President: Madelyn Halter
Vice-President: Gianna DeSantis
Co-Secretary: Brycen Grant
Co-Secretary: Molly Montalbano
Senior Editor: Michael Kraft
Senior Editor: Reese Sinkevich

EIMS Administration

Principal: Mr. Brennen
Asst. Principal: Mr. Thorley
Asst. Principal: Mr. Seifert

**Fall Word Search
 By Erin Kolensky**

```

a t j k n n p s k q p r d t e a
a o s u h u w i c l o f y r s u
v s y o m s p o o k y z g i u t
l n k p h l t r h s g r p c o u
t e k e t g e c b n a n n k h m
o i a h l b j e l v u v e o d n
n p z v o o w k e z q a e r e r
z i e t e r t y q u b s w t t z
d l c t e s a o e t g i o r n d
g o v d u r d t n m b j l e u e
m c i i d e l h c t i w l a a y
g p s p o q h g k w v o a t h t
s u y z e b e i b m o z h t w h
d c o s t u m e s c i v p u a e
c u z r g h m s a m h v n x v b
k t d r c r c m p v s y r x b v
    
```

autumn	bat	costumes
ghost	graveyard	halloween
haunted house	leaves	october
pumpkin	skeleton	spiderwebs
spooky	trick or treat	witch





Autumn Word Search

By: Aubrey Hilbert

A Y S M M E A G C E X Y S Q H
T U J Q L I U T J U G Y E E C
C H T P C D G R Q R Q N V W G
O O A U S N I K P M U P A A Q
S M Y Q M H K H H T C G E R Z
T P N L N N T A F O O D L P O
U U M E G F R U R L W J G R D
M M M X E V O N R U C V U C S
E A B X E W U V Y K X Y A L Z
S W D S E C O X H F E I X O A
X Z T M O O A L D L D Y P G U
P K I P V A C Y L S E L P P A
K U I I T U O I F A F X Q W J
C A S M P J R O D L H U T X E
K G Q T H A N K S G I V I N G

Acorn

apples

Autumn

Cornucopia

costumes

food

Halloween

Harvest

leaves

maple

Orange

Pumpkins

Thanksgiving

turkey