

East Islip
Middle
School
Newspaper



June
2022
Issue

Masthead design by Danna Perez / Read our newspaper online at: eischools.org

**A Thank You Letter from the President
By Madelyn Halter**

Another school year has come and gone, and with it some wild stuff! We finally got rid of the mask mandate, which was debated over for nearly a year. We raised lots of money for very helpful causes like Blankets of Hope and Coalition for the Homeless. We found out what cool means to us, which had many different and amazing answers! And we had lots of victories from our school sports. This year has been crazy, I'll be honest. The fact that people still read this newspaper amidst the chaos of this school year brings me so much joy. I would like to thank some people.

Thank you to all the other people in the Newspaper Club. Seeing the club go from about 15 members last school year to over 50 this one has been amazing. Thank you for voting for me to be Club President! It wasn't easy, but I enjoyed it.

Thank you to Mrs. Avella, who kept the interest in a school newspaper alive by becoming the advisor. I may not have been in middle school when she started advising, but I can guarantee that it is still a fun and positive environment.

Finally, I'd like to thank you, the reader. You are also the reason this newspaper stays afloat. We have been working so hard for the readers every quarter, and we hope it paid off.

So, whether you are a student in middle school or a staff member or some other reader, I appreciate the fact that you keep turning the page to keep reading. I'm positive that every club member feels the same.

I cannot express my gratitude any more than this. Thank you so much for reading. Have a great summer!

Flowerpot Decorating Contest

Photos by Mrs. Avella

This activity was held in the cafeteria on Tuesday, April 26th. See next page for winners and more photos.



In this issue:	Ariana Grande p. 9, 21	Coding with Scratch p. 11
-----------------------	---------------------------	------------------------------

*Congratulations to this year's
Mother's Day
Flowerpot Decorating
Contest Winners:*

#26 Casey Flad for **Most Original**
#12 Heba Luqman for **Mom's Favorite**
#25 Ruby Micali for **Overall Appearance**

Winners received a \$10 gift card for
themselves and one for Mom for
Target, Starbucks, or Five Below.

Photos by Mrs. Avella





Enjoy your retirement!
 The Redmen Reporter would like to salute these 7 staff members who are retiring after many years of dedication to our East Islip community. Thank you for working hard and making a difference in the lives of so many students.
 We will miss you!
Congratulations!



Mrs. DiMaggio
Office Assistant-Guidance
 21 years in East Islip
 20 years at EIMS
 Worked at RCK
Future plans:
 Travel the world and enjoy time with my grandson.



Mrs. Caron
Office Assistant-Main Office
 20 years in East Islip
 18 years at EIMS
 Worked at EIHS and DO
Future plans:
 Traveling, gardening, biking, working on projects and spending time with family.

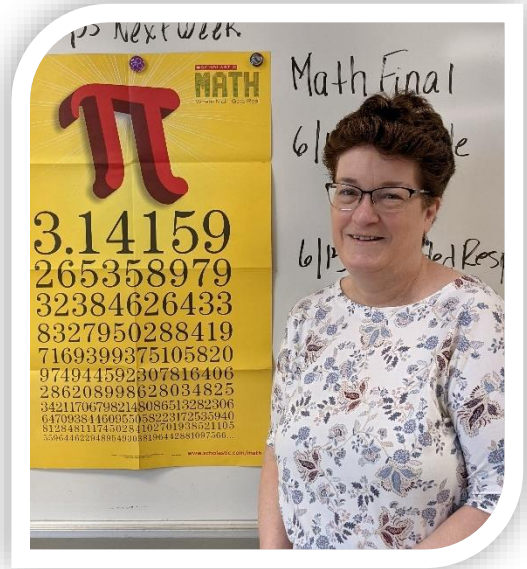


Mrs. Bruzzo
Office Assistant-Main Office
 15 years in East Islip
 9 years at EIMS
 Worked at RCK and DO
Future plans:
 Traveling, crafts, cooking/baking and of course, shopping.



Mrs. Esposito

6th Grade Teacher
29 years in East Islip
17 years at EIMS
Worked at TP and JFK
Future plans:
Travel and enjoy not
being on a schedule.




Mrs. Lawton

Math Teacher
20 years at EIMS
Also taught FACS
Future plans:
My plan for retirement includes
never having to set my alarm for
5:10 am. I would like to travel, visit
national parks and aquariums, visit
with my children and finish projects
that I have started over the years
(quilting, sewing, and needlework).
I also enjoy reading and have
gathered many good books to get
started.



Mrs. Pemberton

Teaching Assistant
27 years in East Islip MS
Future plans:
Travel and spend time
with family.



Mrs. Reilly

Paraprofessional
35 years in East Islip
9.5 years at EIMS
Worked at TP and ECC
Future plans:
Travel and spend time
with family.



Special Olympics By Daniel Kenedy

On Saturday, May 21, 2022, we participated in the Long Island Region Spring Games North for Special Olympics. I went as part of the East Islip Redmen Team. The event took place at Howitt Middle School in Farmingdale from 9 am - 4 pm. We were coached by Mrs. O'Donnell and Mrs. Susskind. Thank you to our coaches for all their hard work.

We trained at school for several months to prepare for our events. Before the actual Special Olympics, we had a bagel breakfast in the East Islip Middle School cafeteria. The Girls Leaders' Club attended the breakfast and made signs to cheer on the team.

There was an amazing opening ceremony. The East Islip Team walked on to the field while the marching band played the Olympic theme song. They had a torch lighting just like they do at the real Olympic Games.

I won two gold medals, one for tennis ball throw and one for the 100-meter sprint. Overall, it was a fun experience! I can't wait to participate again next year.
Photos by Mrs. O'Donnell and Mrs. Murphy



Spring School News By Reese Sinkevich


Happy spring! The school year is winding down, but the events are heating up. Let's take a look at this quarter's events.

Cool To Be Kind Day: June 9th was "Cool to Be Kind Day". Students wore t-shirts conveying the message that being kind is cool! At lunch, they played a kindness Kahoot game. There was also a month-long kindness challenge for all students at the middle school.

Spring Sports: Many spring sports were dominated by the Redmen this year! The baseball and softball teams both played great seasons, as well as the track teams and lacrosse. Great job athletes! The NY Spring Games also took place in Farmingdale.

Field Trips: The band took a trip to Dorney Park, the National Junior Honor Society and the Girls Leaders' Club went to Adventure Park, and the Robotics Club had some fun helping elementary kids at S.T.E.A.M. Day.

End Of Year Ceremony: 8th Graders are moving up to the High School. There will be a moving up ceremony on June 21st from 6-7 pm at the HS. Afterwards, there will be a celebration at the middle school with a DJ and refreshments. Permission slips are required for the party. Good luck to all 8th graders next year as you start high school!



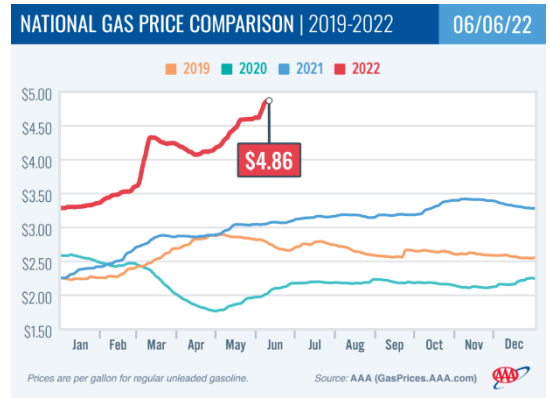
Update on Ukraine

By Liliana Pasha

(Photo by Mrs. Avella and from USA Today)

We all know that Russia invaded Ukraine in February 2022. If you didn't know how this war started, check out my article in the March 2022 issue of the **Redmen Reporter**. In this article, I will discuss how Ukraine and other countries responded to Russia's attacks.

Countries all around the world are speaking out against Russia's invasion including Russian citizens. Other countries that are allies to the US started to press economic sanctions against Russia. For example, the US decided to boycott Russian goods including oil. This is part of the reason why gas prices went up by a lot.



While Russia is still sending in more and more troops, more than 3 million people fled to nearby countries and are now considered refugees. Neighboring European countries have taken in many refugees from Ukraine. Some children in Ukraine have been killed or wounded and many are disturbed by the violence.

Interview with Mrs. Bloom, EIMS Math Teacher

Some students at East Islip Middle School may know that Mrs. Bloom was born in Ukraine. I decided to take some time to ask her questions about how she felt about everything that is happening there.

Q 1~ How old were you when you moved to the United States from Ukraine?

Answer ~ 10 years old in 1986. We moved to Brooklyn first and then Islip when I was 12.



Q 2~ Why did your family move here?

Answer ~ In Ukraine, we lived in a small house with only 1 bedroom for 5 people. There was an outhouse instead of an indoor bathroom. We had family in the U.S. and an opportunity to have better jobs. Also, in Ukraine there was anti-Semitism which is a type of racism against Jewish people.

Q 3~ Did you know how to speak English when you were in Ukraine?

Answer ~ No, I did not. Learning English wasn't hard, but I didn't know what was going on when I got here.

Q 4~ How do you feel about the current situation?

Answer ~ I think it's very sad that nothing has changed about Russia's behavior.

Q 5~ Do you think that they are close to solving the problem?

Answer ~ No, Putin will never give up because of his ego.



The Greatest 80's Music

By Danna Perez

The 1980s was considered the great music decade for those who lived through it. This is probably because of the variety of genres and musical styles that made this decade truly memorable. During these years, new artists with rich voices and innovative visions created the foundation for what would become “popular music” or pop music as we all know it these days.

The decade of the 80s came with many changes and welcomed new additions including the rise of electronic music that was fun to dance to, new wave, hip-hop, rap, soft rock, and not to mention, hair metal. These music styles first started to get big in the 80s, and often went with breakdancing on the streets in what is now called the "old school" days.

The 80s are also well known for their big wacky hairstyles, high ponytails, and a time of questionable fashion trends like leg warmers, neon colors, dresses with padded shoulders, and Lycra tights.

Music Technology

Changes in technology also contributed to the availability of music. From the use of cassettes, Walkmans, boom-boxes and synthesizers to the rise of music videos, the music industry had taken a turn. The most important event to influence music during this period was the creation of the cable network MTV (Music Television) which helped to launch the careers of many iconic artists. MTV came on the air on August 1, 1981 and was the first network to exclusively showcase music videos, giving a new way to experience music and a greater influence on personal images of musicians.



Famous 80's singers and groups

Some of the superstars to emerge during the 80s were Madonna, Michael Jackson, Cindy Lauper, Whitney Houston, and Prince, just to mention a few. They experienced a level of fame and success not seen since Elvis Presley and the Beatles. These stars influenced fashion through their music videos, giving fans a first-hand sight into emerging trends. Their songs set the gold standard for what pop music should be, and through constant reinvention, they were able to navigate the pop culture world up to these days.

Who doesn't remember rock stars like Guns N' Roses, Bon Jovi, Van Halen, Aerosmith, and Def Leppard? While much of their music was loud and heavy, they also were known from time to time to mix in a ballad or two, despite their rebellious nature. They made a huge impact on the music industry during this period.

Music such as hip-hop and rap became more popular with artists and groups like Public Enemy, NWA and the Beastie Boys releasing top chart hits. New Wave and electronic dance music also came to the scene with groups such as The Cure, The Police and Duran Duran. Popular rock artists included U2, Phil Collins, and Bruce Springsteen. This new era of music had fans not only entertained but also had them expressing an interest in a wide variety of music genres instead of just sticking with one. Some of the music in this genre was known to use electronic sounds and synthesizers.

Our generation didn't have the chance to experience these remarkable times, but because of our parents, most of us got the chance to have a taste of these cool melodies. I personally enjoy listening to this kind of music because it has a contagious beat, the music style is very synchronized, not to mention the amazing lyrics with important messages behind each song. The sheer influence and talent that came out of the 80s era are undeniable and will be ever present.

Ariana Grande Updates 2

By Ace Green

I'm back with your main source for Ariana Grande news that you need to know! These are exciting new updates on Ariana so let's get into it.

r.e.m. beauty Chapter 2: Goodnight N Go

On March 21, 2022, Ariana Grande released her second set of products for her award-winning beauty brand, r.e.m. beauty. It's named after her song "Goodnight N Go" from her 2018 Grammy winning album, *Sweetener*. The latest chapter was about skin care, and it came with new skincare products and more eyeshadow pallets. Shortly after the second wave of products came out, the makeup line launched at Ulta (select stores only) and online everywhere. Fans predict that for the next chapter we could be getting hair extensions to be able to rock Ari's signature ponytail. Fans also think that chapter 3 will either be called God Is A Woman or Cosmic Dust.



Wicked

On April 26, 2022, director Jon M Chu gave an update on the film adaptation of the Broadway musical *Wicked*. He revealed that the decision was made to split the story into two films! The first film will be released in December of 2024 and the second film will be released in 2025. This follows the casting news that happened back in November when it was revealed that Cynthia Erivo would play Elphaba and Ariana Grande would play Glinda. The film, by Universal Studios, also has an Instagram account (@wickedmovie) and its bio simply says "In Theaters Christmas 2024". The whole movie has not been cast yet. We should probably start saving our money to watch this amazing adaptation.

Fragrance 2022

Since 2015, Ariana has put out a new fragrance every year. Fans are now starting to wonder what the next one will be. She was recently asked about this topic and she replied: "There might be a couple. Who knows?" According to many sources, the newest fragrance will be space inspired. She already has a fragrance called REM that is space themed, along with its commercial. In May, Ariana applied for a trademark for something called "ARIANA GRANDE MOD". Could this possibly be the name of her newest fragrance? It just might be part of the third collection of r.e.m. beauty.



7th Studio Album

While doing a tutorial for r.e.m. beauty, Ariana decided to take some time to answer some fan questions. One of the questions was "Give us a hint for ag7 pls". Ariana said, "The truth is I have not begun an album". One of the major reasons Ariana is not working on an album is because she is going to be busy with both of the *Wicked* films. She is also very busy with her beauty line.

Fun Things to do this Summer!

By Madelyn Halter

Summer is coming, and with it are warm rays and sunny days! This summer, if you are going away from home or enjoying a staycation, here are some fun things you can do with your friends and family.

1. Go outside! This topic is very brief, but that doesn't mean there's not lots to do. Maybe you could go on your swing set or trampoline (if you have one, of course). Maybe you could go on a walk or a bike ride. You could go to the beach or a swimming pool. There are many things to do outside in the summer, so be sure to soak up the summer sun!
2. Visit a friend or family member. You are going to have a lot of time on your hands without school or extracurricular activities. Visiting your friends or family can cheer them up and make you less bored! Also, summer is the perfect time to ask some people to go places with you. You don't have to have fun alone.
3. Work on your summer assignments. (I know, I'm sorry.) I would suggest breaking it up into sections and doing bits at a time so you don't stress yourself out when there's a week left of break and you've done nothing. Maybe do a little every other day or every week. Being organized and scheduled is key!
4. Go places! While you've got the free time, why not use it and go somewhere special? It doesn't have to be a huge vacation, maybe just a trip to the park or the beach. Getting out of your house is very important, as mentioned in #1. Go somewhere you're going to enjoy.
5. Do something to help. Maybe start to recycle or do a cleanup, run an errand for someone or just make them smile. Any effort really can make a big difference. You can do something to help the environment, like planting a garden. You can help a person, by getting things for them. The possibilities are endless! There's so much time during summer, why not use it to make things even a little better?

This summer will still be different due to COVID-19, but that doesn't mean that you can't have fun! So enjoy your summer and make the most of it! See you in September!

Summer Fun

By Sophia Eason


School's out, so you know what that means - no more waking up early, no more assignments due, no more freaking out about tests. You can just relax and have fun.

This summer might be one of the most normal summers in 2 years so make sure all you have to worry about is if you want to go to the beach or the pool.

Here are some FUN ideas for this summer:

- Leaping off a rope swing
- Pick strawberries
- Take a road trip
- Go to the beach
- Make a summer playlist
- Go to a drive-in movie
- Watch the sunset
- Go surfing or learn how to
- Play paint twister with your friends (you put blue, red, yellow, and green paint on the dots and wear white clothes so if you end up falling you fall in the paint)
- Go bowling

And there's much more! You can also come up with your own ideas. No matter what, just have a great time and a great summer. See you next year!



~Coding Lesson 5: Variables, Operator and Making Scripts~ By Hasan Luqman

Welcome to the final lesson of my coding article series: Operators and Variables.

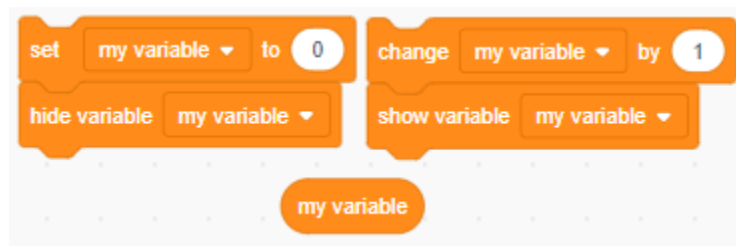
Even after you read, you will not know everything about coding, just the basics.

However, reading this will arm you with a great set of information to get you started on projects that took me years to get to.

So let's get started!

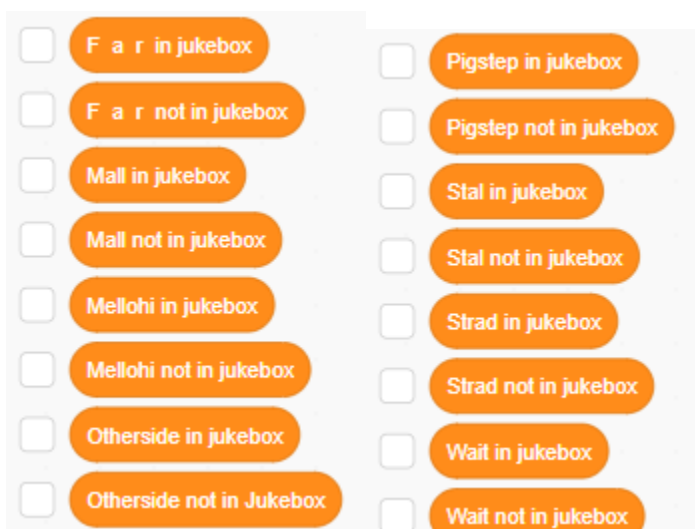
First, let's do variables.

When you go to the variables section in Scratch, you will see only 5 blocks:

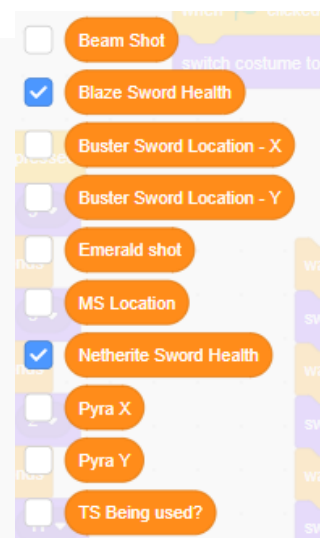


These are the variable blocks. The “My variable” thing doesn't really matter for now. What does matter is that when you click on one of those bigger blocks, a dropdown menu appears, showing all the variables you have in your project. You can then select one and then the block will execute the task involving the variable you inserted. You can make new variables, just right click (two-fingered click on laptop) on the little round one. Variables are extremely vital to any coding project. To give you an example, here are all the variables I use in two of my most complex projects:

Minecraft Themes:



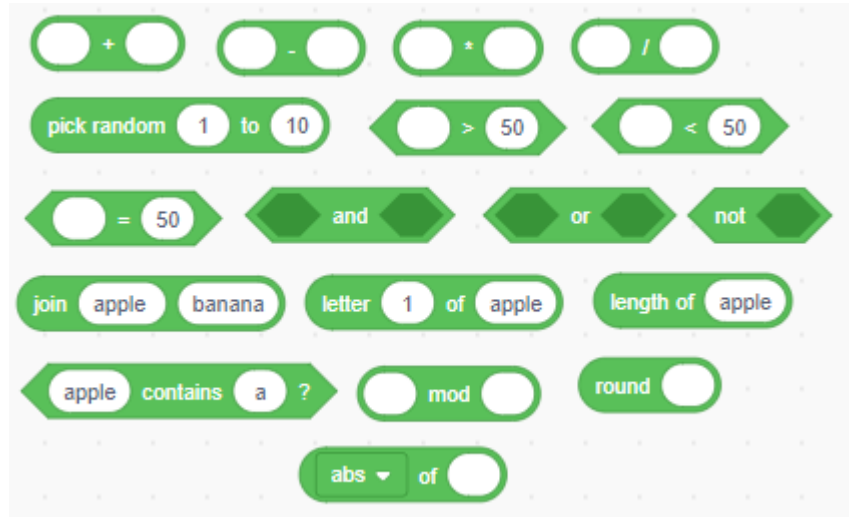
Minecraft Swordfighting Range:



But I should probably explain what variables even do.

That's where operators come in!

Operators are little green blocks, and none of them are big and blocky. Instead, they are meant to go *inside* other blocks, and other blocks go in them. Operators can be used to make computations within the game's code, or they can be used as triggers that will activate a script once certain conditions are met.



Remember those other round blocks I mentioned but didn't go into? This is where they come in.

Any round blocks, any operator blocks, numbers, even letters can fit in the white spots of operator blocks. The dark green spots can only hold the hexagonal blocks. Operators will fit into many other blocks. Their main use in my opinion, comes from a "Broadcast" block sending a message out to all sprites. If a sprite's scripts pick up the message that matches the message in the "Receive" Block at the top of the script, the rest of the script will go off. This is where operators come in, as if they are plugged into an "If, Then," block. Then you can use an operator as a kind of selective switch. If only certain conditions are met, then it will trigger the action placed inside of the "If, Then," block.

Here's an example of me using this system in an actual project:



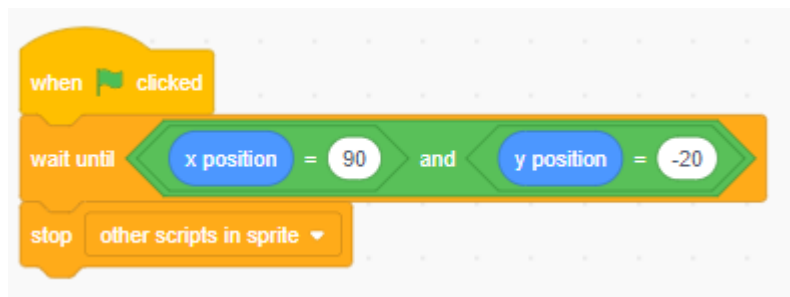
(Links will be provided below btw. Go to the project and hit see inside to view code)

Notice how the variables inside the operators have to meet a certain requirement, in this case, the cursor location has to be bigger than 5 and another variable, the menu variable, must be 3. When

these conditions are met, the block inside of the “If, Then,” block triggers, and the script lights up. You don’t have to have multiple conditions in place, unless you want a specific thing to happen only at specific times. Instead of Variables being the “Requirements” you can also make some of the other round blocks serve as requirements. Here are all of them:



These can be put into the operators to compute and serve as conditions. For example: If you want a sprite to stop moving once it reaches a certain location, you can use the x position y position blocks, and put them into an operator. You can then put that into a “Wait Until,” block. Then you could add a “Stop other scripts in sprite block” To turn off the code that’s causing the sprite to move. This would look like:



And that covers the basics of operators and variables. There are a lot of things I didn’t cover, mainly because I considered them a little extra, or they would make this article too long. I also simplified a lot, so if you are confused, go experiment and try to figure it out or poke around on YouTube or the like for tutorials that go much more in-depth. Finally, there are many features on Scratch, mainly extensions, that I didn’t go over because those things are extra and things I don’t fully understand yet. So, seek advice from those who can and do work with such things, and maybe you’ll be working on projects more complex than I am. And with that, I must leave you now.

Until next time!

حسن لقمان-



LINKS: <https://scratch.mit.edu/projects/657284356/>
<https://scratch.mit.edu/projects/620540832/>
<https://scratch.mit.edu/users/EpicSmasher13/>
<https://scratch.mit.edu/users/Smashtest13exe/>

Vultures, Vampires, Venom, and... Andrew Garfield?

By Daniel Varley

Morbius is a film about the origin of one of Marvel's most compelling and conflicted characters that many people didn't enjoy. I myself did enjoy the film and hope to see what Marvel and Sony do with this character in the future. But this article isn't just about Morbius, it's about the universe known as Sony's Spider-Man Universe. We have seen this universe before in *Venom*, and *Venom: Let There Be Carnage*. Marvel and Sony do indeed plan to expand this universe further, especially with films such as *Kraven the Hunter* and *Madame Web*, which are both characters from the Marvel Comics.

~Jared Leto as Morbius~



Anyways, back to Morbius here. The post credits scenes of the film left us with a bunch of questions, which I will attempt to solve. In the first post credits scene, a crack in the sky appears, like the ones seen at the end of *Spider-Man: No Way Home*. Then, it flashes to a prison cell, where Vulture, played by Michael Keaton, is teleported into the once empty cell. Michael Keaton has played Vulture one time before, in *Spider-Man: Homecoming*. He looks around in disbelief but



~Michael Keaton as Vulture~

The second post credits scene shows Morbius driving out to a remote desert location and then, looks into the distance and sees an orange light as it gets closer and closer to him. Once it gets really close, Morbius' vampire powers activate, and the orange light is revealed to be Vulture, this time in his suit, which looks slightly different from the one

walks it off. It then shows a news report about Vulture being released, since he had no criminal record in this universe.

seen in *Spider-Man: Homecoming*. Vulture then talks to Morbius, revealing that he wants to get revenge on Spider-Man, and wants to recruit more people to get the job done. Morbius replies with one word: "Intriguing".

Marvel is most likely trying to set up a Sinister Six, a group of Spider-Man's most famous enemies. The thing that left people confused was exactly how did Vulture get into Sony's Spider-Man Universe? Wasn't Doctor Strange's spell supposed to just teleport the multiversal intruders back? Well, this mystery has been solved. Vulture must have slipped through the cracks, because he knew that Peter Parker was Spider-Man, and the spell was supposed to send people who knew Peter Parker was Spider-Man back to their original universes.

~Andrew Garfield as Spider-Man~



Now, the director of *Morbius* confirmed that it takes place in the same universe where *Venom* takes place, Sony's Spider-Man Universe. He also confirmed that a Spider-Man does exist inside Sony's Spider-Man Universe, but he didn't say which one it was. It obviously can't be Tom Holland's Spider-Man, because his Spider-Man is from the Marvel Cinematic Universe, Marvel's main movie timeline. It also can't be Tobey Maguire's Spider-Man, as his Spider-Man already fought a Venom, who was played by Topher Grace. This only leaves one suspect: Andrew Garfield's Spider-Man. A lot of easter eggs from the *Venom* films and *Morbius* are references to Andrew Garfield's Spider-Man, making it likely Andrew Garfield is the Spider-Man of Sony's Spider-Man Universe. This hasn't been confirmed yet, but it is very likely that this is true.

What comes next? I have no idea! We didn't get the answer in *Doctor Strange in the Multiverse of Madness*, but I do believe that we will find the answer soon. Hopefully, this will be continued...



~Tom Hardy as Venom~

Tips and tricks in *Pokémon Legends: Arceus*

By Wyatt Casdia and Hasan Luqman

About The Game

Pokémon Legends: Arceus is an open world version of the Pokémon series and takes place in the Hisuian region (ancient Sinnoh). At this time, people and Pokémon had not learned to coexist, and the people of Jubilife Village fear the Pokémon that surround them. Enter you, the player! The game starts with you falling out of the sky in front of a Pokémon Professor. When you come to your senses, Professor Laventon, the lead researcher in the Hisui region, is standing in front of you chasing the three Pokémon he was researching after they ran off.

Caching Regular Pokémon



The people in the Galaxy Expedition Team have recently invented Poké Balls, a device used to encapsulate Pokémon so they can be captured and studied in greater detail. The Galaxy Expedition Team wishes to study Pokémon to deepen their understanding of them, whether to avoid them or work with them.

Photo by Wyatt Casdia

To maximize caching efficiency, you should lure them in by throwing food and hit them in the back with your Poké Ball. Always remain crouching when pursuing any target, preferably in tall grass. Crouching in tall grass makes it next to impossible for even the keenest of Pokémon to notice you. A back strike increases the chances of successful capture. You can also wait until the target is asleep or resting, in which case they are easier to catch. Poké Balls in this game work surprisingly well compared to Poké Balls in other games, so you never need to stop using them. (Even though I have Ultra and Great Balls, I still use Poké balls more because other balls are overkill outside of certain scenarios.)

Another method is the traditional way when you battle it, to do this method you want to start the battle by throwing your Pokémon's Poké Ball at the back of the Pokémon to stun it in order to get a second or even third turn in the battle. After you get the Pokémon's hp in the red you should throw the Poké ball you think is appropriate for the Pokémon's capture. To make this easier, certain Pokémon can learn a move called False Swipe. False Swipe is a weak move with low power BUT what makes it good for Pokémon captures is that it will never K.O. The move will always leave the target Pokémon at 1 hp, making them easy to catch.

Catching Alpha Pokémon

Alpha Pokémon are powerful Pokémon that are bigger than average and have glowing red eyes. Special music plays when one is nearby. They are extremely powerful and overleveled compared to the surrounding Pokémon. There are 2 types of Alphas. Set Spawn Alphas will spawn in the same spot repeatedly, even if they are defeated or caught, they will respawn in that area. The other type is Random Spawn where an Alpha Pokémon spawns in place of a normal wild Pokémon. If you have a big group of a certain Pokémon, you are likely to find a Random Spawn Alpha. However, these Alphas don't spawn consistently, so if you find one, grab it, because you won't get a second chance for a long time. You can only catch Alpha Pokémon in battle except for when

you are one star more than the region it is found in and your entire team needs to be at least 20 levels higher than the Alpha you're trying to catch. The safest way is to get into the range where rings appear around them, then focus with the ZL button, then Throw your best Poké Ball at it when it's back is turned. Quickly dive for cover and stay crouched if the Pokémon breaks out. If it sees you, get as far away from it as possible until it doesn't see you and then go back. After a few rounds of this, it will stay caught. The other way is the riskiest way to catch them.

You hit them in the back with your strongest Pokémon's Poké Ball. This gets their hp in the red before you chuck your strongest level ball, preferably a Jet Ball, Ultra Ball, or Gigaton Ball, based on what Pokémon you are trying to catch. Even though your Pokémon may be overleveled, Alpha Pokémon can still do massive amounts of damage, so be wary and have many Potions stocked.

Miscellaneous Tips

Pokémon catch rates vary based on the species and the balls you use, so a capture can seem random. However, there is a way to know if you have secured a Pokémon. If the Poké Ball only does a short bounce with the Pokémon inside, you caught it. However, if it does a big bounce with multiple jets of steam, there is a good chance that the Pokémon will bust out. Even if you see this bounce, there are times the Pokémon won't break out and you'll catch it.

Never try to catch a Pokémon before you have a focus on it. Focus is achieved by getting close enough to a Pokémon until you see rings around it, then holding down the ZL button.

Picture from dotesports



Heavy balls, Leaden Balls, and Gigaton Balls are all very heavy and don't go far if thrown, so only use them when engaged in battle. On the other hand, Feather Balls, Wing Balls, and Jet Balls go very far and fast when thrown. Throw your Pokémon at trees, specific rocks, or at items that stand out. Your Pokémon will grab whatever it finds and bring them back to you, gaining a tiny bit of XP in the process. Some examples are shown below:



Pictures from game journalist/game8/gamepur

Kirby and the Forgotten Land Secrets

By James Blaschuk

Kirby and the Forgotten Land is a game by HAL Laboratories that has many references to other games and secrets that I'm going to talk about today.

HAL Rooms

HAL Laboratories has a recurring theme of hiding secret rooms with the word "HAL" made usually out of blocks. In "Rocky, Rolling Road," at the end you can shoot a secret target using the ranger ability, which will spawn a secret staircase leading to the top of a building. You will find a HAL when sliding off the building. There are two other HAL rooms appearing in "The Wondaria Dream Parade" and "Burning, Churning Power Plant."

Meta Knight's Sword

In the boss rush of the colosseum, the Meta Knight Cup has a boss in it called, well, Meta Knight. When he glows blue and charges at you, if you have the sword ability, you can block his attack and send his sword flying. You can take his sword, simply by walking into it, and Meta Knight will fly off stage to get his oldest sword, (before he wields his new sword), the Galaxia. His old sword is from the first Kirby game, *Kirby's Dream Land*.

Morpho Knight Sword is a Multipurpose Tool?!

Yes, it is true, you can use the best ability in *Kirby and the Forgotten Land* as a hammer to slam stakes into walls and the floor, by doing a huge charge that'll make your sword huge and letting go. Morpho Knight has ranged fire that comes in the form of crescents and tornadoes, making it a very useful multipurpose tool.

Secret Boss Rush

In the level "The Battle of Blizzard Bridge," a mini-boss level full of action, you can actually fight extra mini-bosses on top of the bridge by finding a tomato and jumping up, entering a window and using a warp star.

That's just some of the secrets in *Kirby and the Forgotten Land*. The rest you can find on your own!



Is Cheerleading a Sport?

By Christina Manzi

Some people think of cheerleading as just some girls who cheer at the side of a football game dancing around and leading chants. Some people think it's boring if you're not really doing anything special, or worth acknowledgement. Based on my opinion through experience, cheerleading is a lot of exciting things.

There are two types of cheerleading: sideline and All Star. Sideline cheerleading is what you see at the NFL games and local football games. They lead chants and are usually part of school teams. They cheer at football games for part of the year and then go to local competitions for the rest. All Star cheerleading is much different than sideline. I'm going to focus on whether or not All Stars is a sport.

All Stars is different from school teams because they belong to a gym as opposed to a school. All Stars requires you to go to the cheer gym seven days a week, work out and stretch, eat healthy, have a good memory and be a team player. I know this because I am an All Star cheerleader. All Star cheerleaders only go to team practice two times a week but must go to the gym for tumble, flex jump and conditioning (FJC), privates and clinics every day. As tough as it seems, it all pays off because you get to have fun bonders all the time and compete in different states. Fun bonders are when you get together with your team and have fun like going to the pool. If you're good enough, then you can get a bid to finals and maybe even to The Summit which is a competition held at Disney every year.

By definition, a sport is "an activity involving physical exertion and skill in which an individual or team competes against another or others for entertainment". All Star cheerleading checks all of these these boxes. You must try out and build up your skill so that you can make the team. It is very tiring doing cheerleading. The team competes against other teams from different states and must always put on a show, so the performance is enjoyable since a lot of people come to watch. This all leads me to the conclusion that All Stars qualifies as a sport.

I interviewed some people to see what they thought. My teacher Mrs. Claiborne said "Anything

that requires weekly practice, with intense activity, as well as strong muscle development and physically demanding activities fits my description of a sport."



My cheer coach Kelly stated, "The Oxford dictionary defines a sport as 'an activity involving physical exertion and skill in which an individual or team competes against another or others for entertainment'. Cheerleading requires extreme physical exertion. Our athletes train many hours a week to prepare themselves for a routine that requires strength, endurance, flexibility, teamwork, trust and showmanship. They practice and perform skills including tumbling, jumps, stunting (acrobatics) and dance. In All Star cheerleading we train and compete all year long which is a larger commitment than many seasonal sports. And lastly, we are for sure entertaining and exhilarating to watch! Our athletes even do it with a smile on their face!"

And for a third opinion, I asked my second coach Annie. She replied, "I think cheerleading is a sport for many reasons. In order to be successful in a sport you need to train daily & fuel your body, which we do. You need to be strong, and have strong stamina, which can only be developed with athletic training. We lift athletes and do tricking skills, just like other athletes make a play with a ball. Tumbling, jumping and stunting require a lot and without the proper training and athletic ability it wouldn't happen. If we train, compete and do everything else other sports do, why wouldn't we consider it a sport?"

All three of these people have given strong opinions on why they believe cheerleading is considered a sport. You don't need to run and kick around a bunch of balls to play a sport. All sports, no matter what shape and form they occur in, require physical activity and teamwork. Based on this reasoning, I think it is fair to say that cheerleading is indeed a sport.



Yale University is one of the top three Ivy League colleges in America along with Harvard and Princeton. It was named after Elihu Yale, a British-American colonial ambassador who was the primary benefactor of Yale University which at the time was called the Collegiate School of Connecticut. After his first donation to help the school with a new building, they named that building Yale in his honor. Eventually the name was given to the whole institution.

Now that we've looked at Yale's past, let's look at it Yale present day. Currently Yale University ranks in the top five of best universities in America. It is commonly known that Yale is one of the best schools for psychology, law, and many more fields. It is the third oldest university of higher education in the United States and one of the most prestigious schools in the world. With the times changing, Yale has changed too! They have programs for nearly everything under the sun, from a cappella to culinary and outreach.

While the COVID-19 pandemic changed the way Yale operates, the university continues to hold people to the same standard and give the same quality education. So far they have succeeded.

Even though college is far off in the distance, when you reach that age and have to decide where to go, Yale University will most likely make a great addition to that list.



QUIZ ABOUT SUMMER!!!

By Sofia Caviedes

1. What month in summer is national ice cream month?

- a. June
- b. July
- c. August

2. How many inches does the Eiffel Tower grow in the summer?

- a. 8 inches
- b. 6 inches
- c. 4 inches

3. The _____ day of the year falls in summer.

- a. hottest
- b. shortest
- c. longest

4. A _____ boy invented popsicles by mistake in 1905.

- a. 11-year-old
- b. 14-year-old
- c. 8-year-old

5. The summer's Dog Days are named after whom?

- a. Sirius, the Dog Star
- b. Pluto, the Mickey Dog
- c. Auggie Doggie, the Great Dog



See page 24 for quiz answers.

Recipe for Strawberry-Chocolate Overnight Oats

By Erin Kolensky

Recipe from Tasty

Ingredients

- ½ cup rolled oats
- ⅓ cup milk, or any preferred milk
- ¼ cup Greek yogurt
- 1 teaspoon maple syrup
- 1 teaspoon cocoa powder
- 2 strawberries, diced



Photos by Erin Kolensky



Step-By-Step Instructions

1. In a mason jar, measure and add the rolled oats. Next, measure and add the milk.
2. Measure the Greek yogurt and add it to the oats and milk. Using a spoon may be useful to help scoop the Greek yogurt out of the measuring cup.
3. Next, measure and add the cocoa powder. Using the same measuring spoon, add the maple syrup.
4. Mix with a spoon until the mixture is well combined.
5. Lastly, add diced strawberries on top of the mixture, seal the jar, and put it in the fridge overnight.

My opinion

I really enjoyed this quick and easy recipe and I hope you will give it a try. I did think it was a little bit too sweet. I recommend adding a little less maple syrup, changing the measurement from 1 teaspoon to ½ teaspoon.

Restaurant Review: Red Tiger Dumpling House *It's Worth the Drive* By Peyton Zusmer

Red Tiger Dumpling House is a Chinese restaurant in Stony Brook, which is may be far from East Islip, but it is definitely worth the long drive. It has a rating of 4.3/5 stars on Google reviews.

They are known for their dumplings. When I went there, I ordered steamed pork dumplings, scallion pancakes, and pork fried rice. My personal favorite is their pork fried rice because it comes with large pieces of pork which are tasty and plentiful. The rice is unlike any other fried rice I have had at other Chinese restaurants.

I also ordered an iced peach boba. Boba is a Taiwanese tea drink with tapioca pearls inside of it. Mine tasted very sweet like a peach and the boba also had its own fruity flavor. If you don't want peach boba, there are many other flavors to choose from. You can also order delivery if you do not want to drive there, but I prefer eating at the restaurant. I highly recommend giving Red Tiger Dumpling House a try!



Address: 1320 Stony Brook Rd, Stony Brook, NY 11790
Photos by Peyton Zusmer

The Positions Album

By Ace Green



On October 30, 2020, Ariana Grande released her 6th studio album, *Positions*. It was a big hit and all the songs were on the charts for weeks. It was also nominated for a Grammy Award for Best Pop Vocal Album. The album got a lot of praise by her fans and fellow celebrities including Lady Gaga and The Weeknd (who is also featured on the album). Many fans found references and hidden lyrics within some of the songs featured.

Sound

Grande takes fans on an RnB journey throughout this album. It is expressed on songs such as “West Side” and “Six Thirty”. There are also a lot of trap songs on the album such as “Obvious”. She has a bit of pop in the album as well for songs such as “Just Like Magic”.

Lyrics

Within the *Positions* album, a lot of fans found references to Mac Miller, who passed away in 2018 due to a tragic drug overdose. Ariana and Mac dated from 2016-2018. When Mac passed, she was devastated. In the song “Off the Table” with The Weeknd, Ariana talks about if she will ever be able to love again. She talks about how she is not done healing and if love is even possible for her. The Weeknd comes in and sings from the perspective of Dalton Gomez (her husband). He sings about willing to wait for her until she is ready and fully healed. In the song “Just Like Magic”, Ariana says “Good karma, my aesthetic, Keep my conscience clear, that's why I'm so magnetic. Manifest it, I finessed it, Take my pen and write some love letters to heaven”. In the song “pov” however, Ariana sings about wanting to see herself the way her partner sees her. In one part of the song, she sings “I wanna love me. The way that you love me, Ooh for all of my pretty. And all my ugly too, I'd love to see you from your point of view.”



Music Videos/Singles

During this new era, we got several music videos for the album. “Positions” is the first one. Ariana plays the president in the music video. It matches the song perfectly because it shows Ariana switching up her positions as a president while the song talks about how she would do anything for the people she cares about. With the help of the music video, the song went to #1 on the charts. Another music video was more of a dance video for the last song on the main album, “pov”. Ariana released the video to celebrate the six-month anniversary of the album.

Deluxe

Four months after the album release, Ariana put out 5 new songs for the deluxe version of the album. The songs included “Test Drive”, “Worst Behavior”, “Main Thing”, “Someone Like U” and the “34+35 Remix”. The deluxe edition was released on February 19th. The songs were instantly popular, especially “Test Drive” and “Worst Behavior”. My favorite track from the deluxe is “Someone Like U”.

Positions Tour


While Ariana is not touring the album at the moment, in an interview with Zach Sang she said she would love to tour *Positions* and her 7th album together just like she did for her *Thank U Next* album and *Sweetener* albums. However, don't expect a tour or a new album anytime soon because she is currently busy with her role as Glinda in the film adaptation of *Wicked*. She also has her makeup line, r.e.m. beauty.

Positions Live Performances

To end off the Positions era, Ariana and the music network Vevo released live performances for 6 songs from the album: (not in order) "pov", "My Hair", "Safety Net" with Ty Dolla \$ign, "34+35", "Off The Table" with The Weeknd, and "Positions" The live performance for "Positions" was so good that it was nominated for a Grammy for Best Pop Solo Performance. The live performances also helped increase streams and sales for a lot of the songs on the album. The song "Positions" was actually played during the Fortnite x Ariana Grande event called the Rift Tour that took place in August of 2021. Since then, *Positions* is still on the charts, and has not left since its release back in 2020.



Ariana Grande Custom Music Video Posters By Ace Green



Recipe: Vanilla Cupcakes

By Alison Coppinger

Photos by Alison Coppinger

Ingredients

1 ¼ cups all-purpose flour
1 ¼ teaspoons baking powder
¼ teaspoon salt
¾ cup granulated sugar
¼ cup unsalted butter (at room temperature)
2 eggs
2 teaspoons vanilla extract
½ cup heavy cream

Icing ingredients (optional)

4 cups powdered sugar
½ cup salted butter (at room temperature)
2 teaspoons vanilla extract
2 - 3 tablespoons heavy cream
Any color food coloring if you desire (I used pink)

Steps for Cupcakes:

- Preheat the oven to 350°F.
- Line a cupcake pan with paper liners.
- Combine flour, baking powder and salt in a small bowl.
- In a separate bowl, combine the butter and sugar and mix with an electric mixer until blended.
- Add the eggs, then the vanilla to butter mixture.
- Gradually add the flour mixture to the butter mixture, alternating with the heavy cream, until everything is well combined.
- Fill each cupcake liner about 1/2 to 2/3rds full.
- Bake in the oven for 12-15 minutes, or until a toothpick inserted into the center comes out clean.
- Remove cupcakes from the pan and allow them to cool.

Steps for Icing (optional):

-In medium bowl, mix powdered sugar and butter with spoon or electric mixer on low speed. Stir in vanilla and 1 tablespoon of the heavy cream. Gradually beat in just enough remaining cream to make frosting smooth and spreadable. After cupcakes are cool, add icing!

Reviews

Me: These cupcakes were very sugary and with icing on top, it made it 100 times more sweet. If you love sugar, these are the cupcakes for you. My family reviewed them just for this newspaper article!

Dad: Was pretty good, 8/10 rating. Cupcake tastes a little like corn bread and the icing was very sugary. So, if you like sugar like I do, I think you will enjoy the icing a lot. 😊

Mom: 9/10 rating. Cupcake was delicious and perfectly cooked. The only complaint I would have is that it was slightly dry. The icing was beautiful and very sweet. Good consistency.

Brother: 6/10 rating. I had no icing and it tasted like flour.



Staff List,
ADVISOR: Mrs. Avella



James Blaschuk	Steven Kudrick
Wyatt Casdia	Jasmin Law
Sofia Caviedes	Hasan Luqman
Alison Coppinger	Heba Luqman
Gianna DeSantis	Ava McKenna
Brianna DiMaria	Christina Manzi
Sophia Eason	Paige Mathers
Anna Fantauzzi	Cailin Melody
Ethan Fitch	Molly Montalbano
Ryan Geraghty	Noya Nielsen
Peter Gernand	Liliana Pasha
Brycen Grant	Joshua Peckholdt
John Haanraadts	Danna Perez
Kate Habel	Catherine Sause
Madelyn Halter	Reese Sinkevich
Aubrey Hilbert	Diana Sobel
Daniel Kenedy	Charlotte Stabile
Erin Kolensky	Daniel Varley
	Peyton Zusmer

**Key to the QUIZ ABOUT SUMMER
on page 19**

DONT CHEAT!!!!

1. B
2. B
3. C
4. A
5. A

**Key to the HARRY POTTER PUZZLE
on page 25**

DON'T CHEAT!!!!

1. Arianna
2. Jean
3. Seven
4. Doe
5. Hedwig
6. Duplicate
7. Marvolo
8. Obliviate
9. Scorpius
10. Hippogriff
11. Padfoot
12. Charlie
13. Beater
14. Minerva

Newspaper Club Officers:

President: Madelyn Halter
Vice-President: Gianna DeSantis
Co-Secretary: Ace Green
Co-Secretary: Molly Montalbano
Senior Editor: Michael Kraft
Senior Editor: Reese Sinkevich

EIMS Administration

Principal: Mr. Brennen
Asst. Principal: Mr. Thorley
Asst. Principal: Mr. Seifert

**Key to the Summer Unscramble
on page 25**

1. Summer
2. Beach
3. Swimming
4. Sunburn
5. Pool
6. Sunglasses
7. Beachball
8. Ocean
9. Shark
10. Flipflops
11. Lounge Chair

Message: Have a good summer!


HARRY POTTER PUZZLE

By Sofia Caviedes

See page 24 for answers.

ACROSS

3. Voldemort was able to split his soul into _____ parts
5. Harry's owl
7. Tom Riddle's middle name
9. Draco Malfoy's son
10. The species Buckbeak is
12. Ron Weasley's brother who works in Romania with dragons
13. The position Fred and George Weasley play in Quidditch
14. Professor McGonagall's first name



DOWN

1. Albus Dumbledore's younger sister
2. Hermione's middle name
4. Lily Evans' Patronus
6. If you touched one of the artifacts in Bellatrix Lestrange's vault, a spell would cause it to _____
8. The spell Hermione used to make herself disappear from her parent's memories
11. What was Sirius Black's nickname?





Summer Unscramble

By Aubrey Hilbert

SRMMEU

	U				
		11		3	

EACBH

		2		

MIIGMWNS

	W						N	
			10					

BNSUNRU

				9		

OLPO

		6	

LSGSEUSNSA

				5					

AELCLABHB

B							L
			4				

ACONE

	7		12	

SKRAH


	8		13	

LOIFFSPLP

--	--	--	--	--	--	--	--

IHOARNCLG

							1		



		V	
1	2	3	

4

			D
5	6	7	

							!
8	9	10	11	12	13		



Summer

By Steven Kudrick



X B S W F Q S K L U U B W C F N D J Q I
V E G A X H A O F M O B Y W V C P A L O
P A L C L O N W Y E X P C C P I P D J A
R C N R E A D I C E P O P Q X Q M F Z C
P H N G C F C A F S W O B B M F M D G I
E N X C A X A O P U E V O S U R F I N G
B G I F G J S C S M Q S A O A E W L V M
S A N D N N T E U M R U T U W O E W W E
V U Z M B S L A Q E K E N A R G F W K Q
F N R K A U E N X R G A R D E N I N G E
K C L V T N B Q M J B X W G N S U N R X
Q O A L H S K D O V U F F F U H Y I R N
W S A W I C G X U C X V J P X I M S I E
J I Q I N R J B X I X D X P G C H K Z D
G Y U L G E V A C A T I O N I E A B I Y
P X W O S E S W R S O T N Z Q C W X V H
D C A L U N B R I F T D R R B R N V U M
O X N G I Z F Y P X J Z Q N U E I I L M
F W N F T U J E K J G S N H Y A Z M C S
G A Y P B S Y Q C A R W C D Y M G Y Q W

BATHING SUIT

SANDCASTLE

SUNSCREEN

VACATION

GARDENING

ICE CREAM

SURFING

PICNIC

SUMMER

BEACH

ICE POP

SAND

SUN

OCEAN


BOAT

The (Huffing) Adventures of
ERED
The Stickman

#5




By Ryan Geraghty
Story credits to
Ethan Fitch & Josh Peckholdt



**I'M
DONE**



LATER



How to draw Frisk from “Undertale”!!!!

By Wyatt Casdia

Materials: pencil, paper, eraser, cyan crayon, yellow crayon, brown crayon, and purple crayon

Resource: Heroes Wiki



First: Draw the outline of Frisk’s head.



Second: Draw Frisk’s body.
(You can also use this as a base for other Undertale human drawings.)




Third: Draw his legs, face, hair, and stripes!



Last: Color it in and add your own spin to it!





Newspaper Club Officers
(from left to right)
Senior Editor: Reese Sinkevich
President: Madelyn Halter
Co-Secretary: Molly Montalbano
Co-Secretary: Ace Green

Newspaper Club 2021-22

The staff at the Redmen Reporter would like to thank our readers for their support.
We hope everyone has a great summer!

~Mrs. Avella, Advisor

**COMIC STRIP
CREATORS**



Newspaper Club Members

Photos taken June 8, 2022, by Mrs. Avella



**HAPPY
SUMMER
VACATION!**