



# TRANSPORTATION HANDBOOK

Introduction, General Information, Contact numbers	Page 2
Bus Code of Conduct & Seat Damage	Page 3
Disciplinary Procedures	Page 4
AM route procedures, unloading at school & Safest way to drop off your student at school	Page 5
PM route procedures, loading at school & Safest way to pick up your student from school	Page 6
Bus Pass—want to ride a different bus, or need to get off the bus at a different stop. Traffic Flow for parking lots	Page 7
Walking to and from the bus stop.	Page 8
Danger Zone	
Electronics on the bus	Page 9
Foggy Day Procedures and information	Page 10

## It is our Goal to Transport your child in the SAFEST and most efficient way possible.

In this handbook we would like to share with you the laws, rules, regulations & policies that both the State of California and Central Valley Christian School Board have adopted. We desire for your child to have an enjoyable trip to and from school. If he/she has any type of problem or concern with the bus ride, please feel free to call us, or make an appointment to visit with us in person.

### Communication is the key to solving any problem

**CLUSTER STOPS** are getting larger and some may need to drive farther as the school grows. Your driver will instruct you where to park, so that the children loading can do so in the safest possible way. The transportation department has inspected every route and stop, with the thought of safety first.. **Please help us stay on TIME** with the routes. If you are late and ask the bus to wait, it is not only your child that will get to school late, it will be every child on the bus. A reminder about the **posted times** on your AM route sheets, the times posted are **DEPARTURE times for the bus** not student/rider arrival time. All passengers should be at the bus stop **5 minutes before the departure time waiting outside of their house or car for the bus**. If a bus stop is not used for **15** consecutive days and Transportation has not been given a reason (sports, ill, vacation) the bus stop will be eliminated. If you then want to return to riding the bus we will direct you to the next available stop. Please keep us informed. Thank you **FOG is always a big concern**. The vast area we cover will have different conditions. The drivers are instructed that if conditions are too adverse to drive, they are to find a safe area to park and wait for the conditions to improve. Please keep in mind the following, we have fog spotters for each bus, we monitor the CHP incident web page, TV and radio reports. Most importantly, we are in constant radio contact with the drivers and they are the ones on the road seeing the conditions.

**Their first priority is the safety of your child/children.**

### Transportation Department contact Numbers

Transportation office- 734-2018

If you do not get through please leave a message on voice mail




## Bus Code of Conduct

1. Respect the rights of other students while on or waiting for the bus
2. Obey the directions and orders of the driver
3. Keep feet and belongings out of the aisles
4. Remain in your seat while the bus is in motion and sit in the correct manner.
5. Board and leave the bus only at designated stops. If a student request to ride a different bus or leave the bus at a different stop other than what has been assigned, a bus pass is required.
6. No drinking or eating on the bus. Water is acceptable.
7. No animals or live bugs may be transported on the bus.
8. No glass, breakable items. Sharp items or large objects/ projects that could block the drivers view.
9. Students must wear shoes at all times
10. Inappropriate language or gestures will not be tolerated.
11. Students should unload from back to front using the alternating from side to side method. They need to remain seated until it is their turn to leave.
- 12. Students shall be at their designated stop 5 minutes before the scheduled leave time. Students should be ready to board the bus, standing in line outside of their car or house.**
13. Young children are encouraged to use the restroom facilities before boarding the bus in the afternoon.
14. Children who become sick at school shall not be transported home on the bus.

**To help with monitoring of the students on the bus all video cameras are running daily.**

Seat damage (writing on, tearing, poking holes into the seats) has been a problem. Damage to the seats will not be tolerated.

If your child should damage a seat, you will receive a bill for the repairs. Also if your child should write with pencil, pen or marker on the bus seats or walls we will ask them to clean it. If we can not remove the writing you will be sent a bill for the repairs. Please help us be good stewards with the buses we have been provided with.



# DISCIPLINARY PROCEDURES

Your bus driver is given the following procedures for discipline on the bus.

1. The student will receive one verbal warning when an infraction of the bus rules is observed.
2. On the second offense whether it be of the same nature or a different, the student will be moved to a newly assigned seat for 5 days. Most likely in the front of the bus near the driver.
3. If the student continues to remain disobedient, he/she will be given 2 parts of a 3 part citation which the student will bring home to have signed by the parent. The parent is to keep one part of the citation and the second part of the signed citation needs to be returned to the driver. This copy in turn is given to the transportation director. The transportation director will inform the principal of a citation given. If the citation does not come back to the driver signed by the parent, the parent will be contacted by telephone.


## Citation Order

First Citation: Student takes citation home and has parent sign the citation. Student gives citation to bus driver upon returning to ride bus.

Second Citation: Principal will contact the parent and bus privileges may be taken away

Third Citation: bus privileges will be taken away for at least 5 days.

Depending on the severity of the offense some of the preceding steps may be skipped.



Due to the amount of students we are transporting, a Christian Attitude, Good Behavior, and cooperation on the part of the student to follow all the rules is a must. Every time the driver is distracted by an unruly student it puts the bus in danger. Every student that rides the bus is entitled to an enjoyable safe trip to and from school. Lets all work together to make this another safe year for Central Valley Christian School Transportation.

## AM LOADING & UNLOADING PROCEDURES

Please Call the transportation department when you will not be riding in the morning. Our drivers look for, and are concerned about your child if they are not at the bus stop. The transportation Director and your child's driver will appreciate your phone call. That phone call will alleviate their concerns about not seeing your child at the bus stop. If you should get the voice mail when you call, it means our office personnel are on the phone with another parent. Please leave a message on the voice mail and they will retrieve it as soon as they finish with their prior phone call. Thank you for your help in making our routes run as smooth as possible.

### AM routes

1. Be at your designated stop 5 minutes prior to the scheduled leave time. This is especially important for those that load across the street from their homes. You need to be there before the bus is in sight.
2. Students should be waiting **outside of their car or house ,in line** no closer than 12 feet from where the bus will stop **with all of their possessions ready to board the bus.**
3. Damage to property at cluster stop by students will not be tolerated.



### Unloading in the AM at School

All buses will unload grades K-12th in the bus loading & unloading zone on the Elementary campus. Students from the Middle & High School will be using the pedestrian bridge while walking to their classes. Students observed walking on the sidewalk by the street after leaving the bus zone will be given a warning and then a citation. This is for the safety of the students.

### Safest Way for parents to drop off students in the AM

Please do not use the Bus loading and unloading zone to drop off your child. This is extremely dangerous. There are blind spots where the bus driver cannot see. We need your cooperation with this to help eliminate those dangers and prevent possible accidents. While buying Scrip, dropping off or picking up their student, parents should utilize the parking lots in front of the elementary office, middle school office or in front of the gym.

**THIS IS FOR THE SAFETY OF OUR STUDENTS**

## PM Route Unloading PROCEDURES

Please be at your designated stop in time to meet the bus. You must have on file at the transportation office a release signature to allow your child to be left at your safe designated stop without you being present. If you do not have this signature on file, your child will be kept on the bus and brought back to the transportation office. We will try and contact you via cell, home, or work telephone to inform you that we have your child safely on the bus with us. If the student needs to cross the road after unloading from the bus, the state law requires the driver to escort your child (K-8th grade) across the street. This is done with the red lights activated and the driver out of the bus, standing in the street, holding a hand held stop sign, watching your child cross the road. The driver needs to escort your child even if you are at the bus stop. Please contact the transportation department if your driver is not performing the red light escort for your child.



To help with the PM loading the first 2 weeks of school. Students in Kindergarten and 1st grades will receive colored wristbands that coordinate with the color assigned to their bus route. Please leave them on for the first 2 weeks

### Loading in the PM at School

Route buses will be lined up in the bus loading zone on the elementary campus. **Each route is given a number and a color. The buses will be lined up in order of the route numbers 1 thru 7.** Each bus will have their colored route signs in front of the bus on the sidewalk in front of the bus. Please load according to position and color of the bus. (not the number on the bus or the bus driver, drivers and buses can change depending on the activities of the day)


### Safest Way for parents to pick up students in the PM

Please do not walk between the buses when picking up your child. This is extremely dangerous. There are blind spots where the bus driver cannot see. If you park across the street from the school please escort your child/children across the street. While buying Scrip, picking up their student, parents should utilize the parking lots in front of the elementary office, middle school office or in front of the gym.

**THIS IS FOR THE SAFETY OF OUR STUDENTS**

**Colored wristbands**

## Get a Bus Pass



Bus passes are needed by all students ,  
High school, Middle school &  
Elementary school

Requesting to ride a different bus or to exit  
their bus at a different stop other than  
what has been assigned to that student.

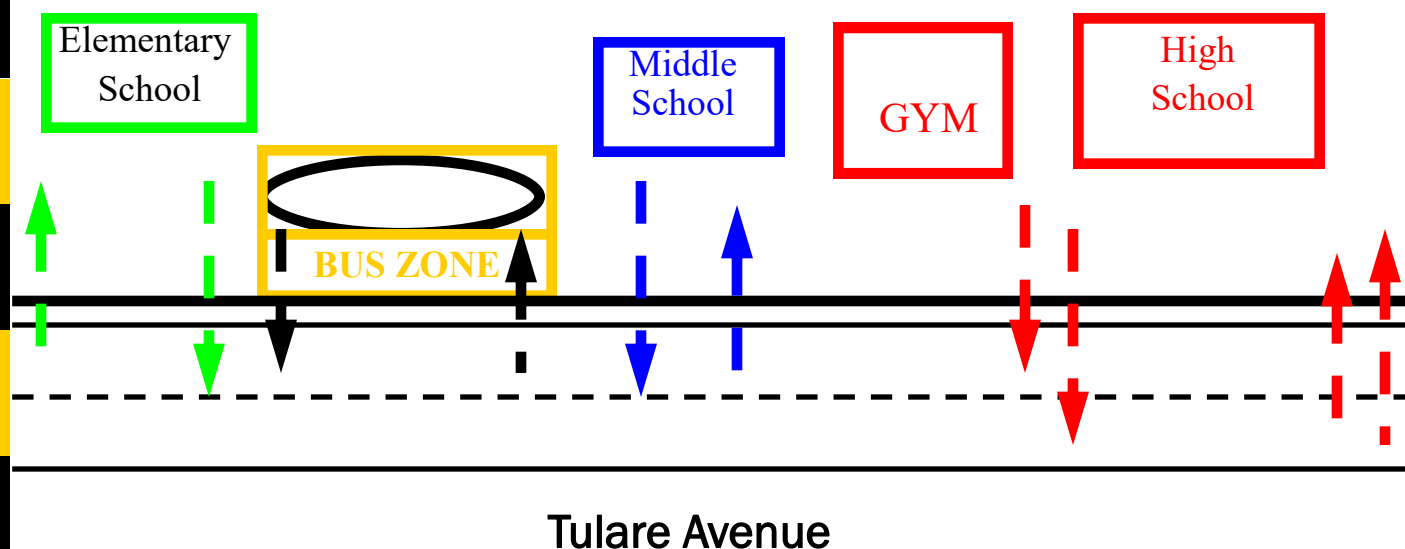
## How do I get a bus pass?

- (1) The student needs to give a written note to the office.
- (2) The student's parent needs to call the office to give permission—Parents need to call the office by 2:00 this gives them time to contact the teacher.
- (3) The parent calls the transportation office with the request.— Before 2:45 so the transportation department can contact the driver before they depart from school

## What to do if your student is scheduled to ride the bus home, Your plans change and you want to pick them up at school.

- (1) If you know ahead of time that you will be picking them up at school send a note with your younger students. Without a note the teacher will put them on the bus for transportation home.
- (2) Plans change and you decide to pick them up and you did not send a note. **Call the Office before 2:00 and they will contact your student & his/her teacher.**
- (3) Plans change and it is too late (**past 2:00**) to call the office. **Call transportation at 734-2018 before 3:00** (buses leave at 3:07) and they will radio the buses and ask your student to go to their school office and wait for you.

## Traffic flow at school



## Walking to and From your Bus stop

- Stay with a group. Always walk with at least one friend, two or three is even better, if your parent is not walking with you.
- If a stranger offers you a ride, say “NO” and stay far away from their car.
- If a stranger follows you, get away from him or her as quickly as you can, You can run and yell loudly “HELP”
- Tell a trusted adult if a stranger is hanging around the school, playground. If you arrive home alone, call your mother, father, or other trusted adult to let them know you are home and all right. Keep the door locked, and don't open the door for strangers, and don't tell strangers that your are home alone.
- **Walk on the sidewalk.** If there is no sidewalk and you have to walk in the road, face the traffic.
- Cross at corners or marked crosswalks, Look both ways before crossing, Walk—don't run.

## School Bus stop Safety

When the bus arrives stand at least 12 feet from where the bus is going to stop. In line, with all of your belongs ready to board the bus. Do not approach the bus until you hear the air brakes activated. If you should drop something near the bus, tell the bus driver. Never try to pick it up first because the driver may not be able to see you. If you should need to put something in the compartment under the bus, please tell your driver first at the door. This will make sure the driver knows what you are doing, they can monitor you loading your items and then watch for you to load the bus.

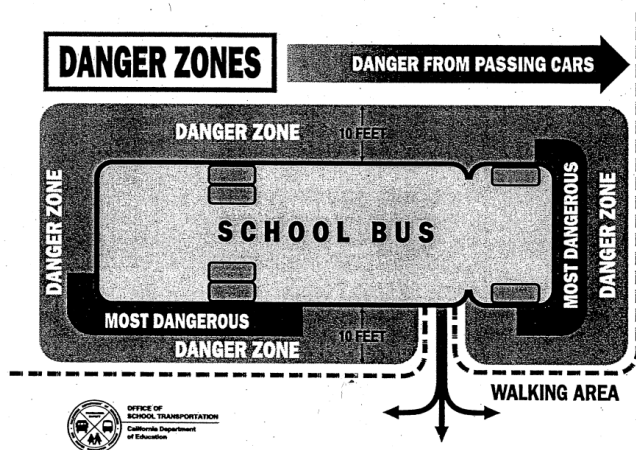


Figure Unit VII-02. Danger Zones



# Electronic use on the school bus

## Distracted Driving Reminder

California Vehicle Code Sections 23123(a), 23123.5 and 23124(a)

govern cellular telephone use and texting while driving.

Use of hand held cellular telephones and texting while driving is prohibited. Persons under 18 years of age are prohibited from using cellular telephones while driving.

School bus drivers are prohibited from using their cellular telephones while driving. **Only in an emergency and pulled to a stop on the side of the road, or another safe location may a school bus driver use their cellular phone.**



## Student use of Electronics on the bus

### Distracted Driving

Use of electronics on the school bus by students has become a distraction to the driver. Anything with an on and off switch that distracts the driver from watching the road and / or causes the students to sit in an unsafe manner is prohibited. Use of Electronic devices in an unchristian manner will not be tolerated.



## FOGGY DAY PROCEDURES AND INFORMATION

As you prepare for school during the fog season usually November thru February.

PLEASE check the following for Information:

### For the best information

CVC [CavFACTS app](#)—Please open the CavFACTS app and tap the “Bus Routes Feature

[CVC Web page](#)— there will be a pop up on the opening page, you can not miss it.

[Please check for updates at 6:30 am and 8:30 am](#)

We also contact the following TV Channels — 24, 26, 30, & 47

### Plans for Foggy Days

**Plan A**—Busses running 2 hours 20 minutes later than their normal scheduled time, School starts at 10:30 and dismissed at regular time. For foggy day bus route times please check CavFACTS app.

**Plan B**— AM route buses cancelled, foggy day school schedule, PM route buses running. School starts at 10:30 with parents bringing their students to school. If you are able. School dismissed at regular time. If the school day happens to be a minimum day (1/2 day) of school and foggy day is called, school will be cancelled.

For those parents needing to drop off their children grades k-8 earlier than 10:30 (so they can go to work). Arrangements can be made to drop them off at 9 am. Please contact the school to make arrangements. High school classes start at 10:30 If a High school student comes to school early, (especially if they are bringing in siblings.) They are required to remain on campus upon arriving at school.

Please use your best judgment when bringing in your children or sending your driving students to school. If you feel it is not safe, do not come until it is. Just contact the school and inform them of this decision. All fog related absences will be excused.

