



LAGUNA BEACH
UNIFIED SCHOOL DISTRICT

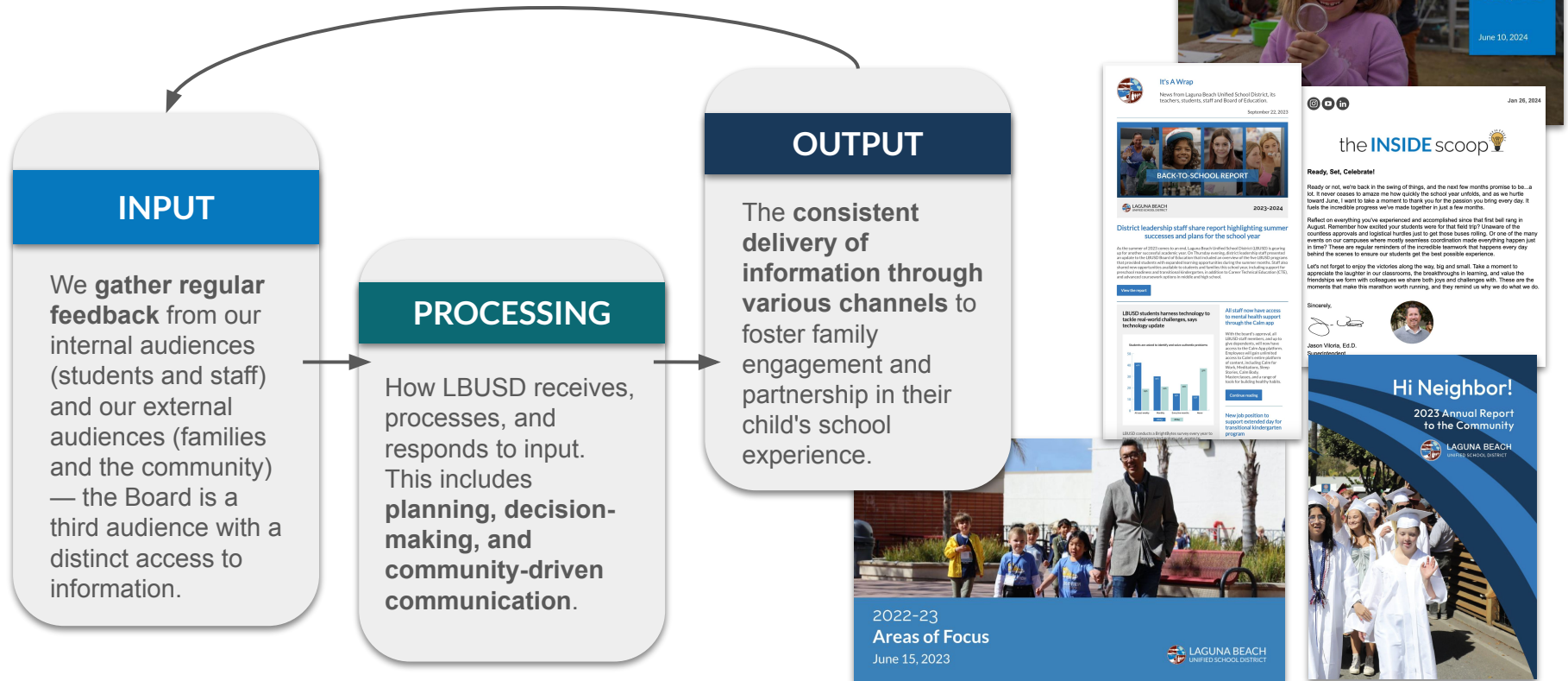
OPENING OF SCHOOLS

JASON VILORIA, ED.D.
Superintendent of Schools

September 12, 2024

2024-2025
REPORT

COMMUNICATIONS & ENGAGEMENT



BACK-TO-SCHOOL 2024-25 HIGHLIGHTS

1. District Overview
[College & Career Outcomes](#)
2. Setting the Stage
[Leadership & Strategic Planning](#)
[Knowing Student Strengths](#)
3. Family Resource Center support services
4. Summer Hiring and HR Enhancements
5. Professional Learning
[All-Staff PD Day](#)
[Summer Sessions](#)
5. Learner Profile Implementation
6. Early Learning Program
7. Facilities
[Summer Maintenance Projects](#)
[Facilities Master Plan Update](#)



Total PS -12 Enrollment:

2,351 Students

Laguna Beach Preschool

28

El Morro Elementary

415

Top of the World
Elementary

540

Thurston Middle School

533

Laguna Beach High School

823

**Total school enrollment figures do not include the 14 students receiving educational services through Speech Only School, Non-Public School (SPED), or Private School (SPED).*

English
Learners

2.3%

Economically
Disadvantaged

16.9%

Receive special education services

9.7%

Specialized Staff Supporting Key District Goals

College & Career Readiness:

- Coordinator, Career Education
- Coordinator, Environmental Literacy
- Digital Media & Library Specialist (2)
- Work-Based Learning Technician
- Visual & Performing Arts ToSA (2)

Social-Emotional Competencies and Self-Identity:

- District Nurse (2)
- School Counselors
- **Student-to-counselor ratio | 261:1**
- Student Support Specialists
- School Psychologists

Safe, Equitable, and Inclusive Schools:

- Special Education Program Specialist
- Coordinator, Family Engagement
- Community Liaison
- English Language Development ToSA
- Transition Services (Workability)

College and Career Readiness:

Classes & Opportunities for Secondary Students

LAGUNA BEACH HIGH SCHOOL

Advanced Placement Course Offerings | 23

AP English Literature	AP Human Geography	AP Chinese Lang. & Culture
AP English Language	AP European History	AP Studio Art: Drawing
AP Calculus AB	AP Macroeconomics	AP Studio Art: 2D Design
AP Calculus BC	AP US History	AP Studio Art: 3D Design
AP Statistics	AP US Government & Politics	AP Art History
AP Biology	AP Spanish Language	AP Computer Science Principles
AP Chemistry	AP Spanish Literature	AP Computer Science A
AP Physics	AP French Language	

Career Technical Education (CTE)

10 SECTORS | 16 PATHWAYS

Dual-Enrollment (college credit)

- Irvine Valley College
- College & Career Advantage

Honors Courses | 34 (includes CCA) VAPA | 33

**Authentic Exploratory Research (AER),
MUN, ASB, Journalism, Financial
Literacy**

Athletics | 18 unique sports; 31 teams

THURSTON MIDDLE SCHOOL

Career Technical Education (CTE)

TWO PATHWAYS

Multimedia
Professional
Theatre

Elective Courses | 13

ASB/Leadership	Art
Computer Multimedia	Instrumental Band
STEAM Lab	Jazz Band
Exploratory Wheel	Musical Theatre
French	Strings
Mandarin	Yearbook
Spanish	

Athletics | 5 unique sports; 10 teams

LBHS CLASS OF 2024

College & Career Outcomes

99%

graduation rate

- **79%** met UC/CSU A-G requirements
- **65%** earned a Golden State Seal Merit Diploma
- **58%** passed one or more AP exams
- **44%** earned a Seal of Biliteracy

81%

earned early college credit through CTE articulated courses, AP exams, or dual/concurrent enrollment

77%

enrolled in **one or more AP classes** during high school

72%

enrolled in **one or more CTE classes** during high school

37%

earned college credit through dual or concurrent enrollment during high school



COLLEGE MATRICULATION

Arizona

Arizona State University
Northern Arizona University
University of Arizona

Alabama

Auburn University
University of Alabama

California

Berkeley City College
Cal Poly Pomona
Cal Poly SLO
Cal State Fullerton
Cal State Long Beach
Cal State San Marcos
Chapman University
Chico State University
Golden West Community College
Irvine Valley College
Loyola Marymount University
Musicians Institute
Orange Coast College
Palomar Community College
Point Loma Nazarene University
Saddleback College
San Diego State University
San Francisco State University
San Jose State University
Santa Barbara City College
Santa Clara University
Santa Monica College
Stanford University
The Los Angeles Film School
UC Berkeley
UC Irvine
UC Riverside
UC San Diego
UC Santa Barbara

UC Santa Cruz

UC Los Angeles
UC Santa Barbara
University of Southern California

Colorado

Boulder Colorado
Colorado Mesa University
Colorado State University
University of Colorado Boulder

Connecticut

University of Connecticut

District of Columbia

Georgetown University

Georgia

University of Georgia

Idaho

Brigham Young University-Idaho

Illinois

Loyola University of Chicago

Indiana

Indiana University
Indiana University Bloomington

Iowa

Maharishi International University

Louisiana

Tulane University

Maryland

Johns Hopkins University

Massachusetts

Babson College
Northeastern University
Olin College of Engineering

Michigan

Hillsdale College

Missouri

Truman State University

Montana

Montana State University

Nevada

University of Nevada, Reno

New York

Cornell University
New York University
Pratt Institute
Syracuse University

Ohio

Kenyon College

Oregon

Lewis and Clark College
University of Oregon
University of Portland

Rhode Island

Brown University

Tennessee

University of Tennessee

Texas

Baylor University
Southern Methodist University
Texas A&M
Texas Christian University
University of Texas at Dallas

Utah

Brigham Young University
University of Utah
Utah Valley University

Vermont

Bennington College

Virginia

Virginia Tech

Wisconsin

University of Wisconsin-Madison

International

Franklin University Switzerland
LCI Barcelona
McGill University
Richmond American University
London

POST-HIGH SCHOOL PATHWAYS

98% of students expressed intent to continue their education in fall 2024

Percent of Students Attending a 4-Year College

68%

Percent of Students Attending a 2-Year College

29%

Percent of Students Attending Art, Design, or Conservatory Colleges

1%

Percent of Students Taking a Gap Year

2%

**Student self-reported data collected electronically by LBHS, June 2024*



ADVANCED PLACEMENT PERFORMANCE

44%

AP exam participation rate

88%

AP exam pass rate

AP Exam Scores	2022	2023	2024
Total AP Students	344	346	382
% of Students Participating in AP Exams	35%	38%	44%
Number of Exams	723	844	837
% of Total AP Students with Scores 3+	84%	86%	88%



STRATEGIC PLANNING FOR CONTINUOUS IMPROVEMENT

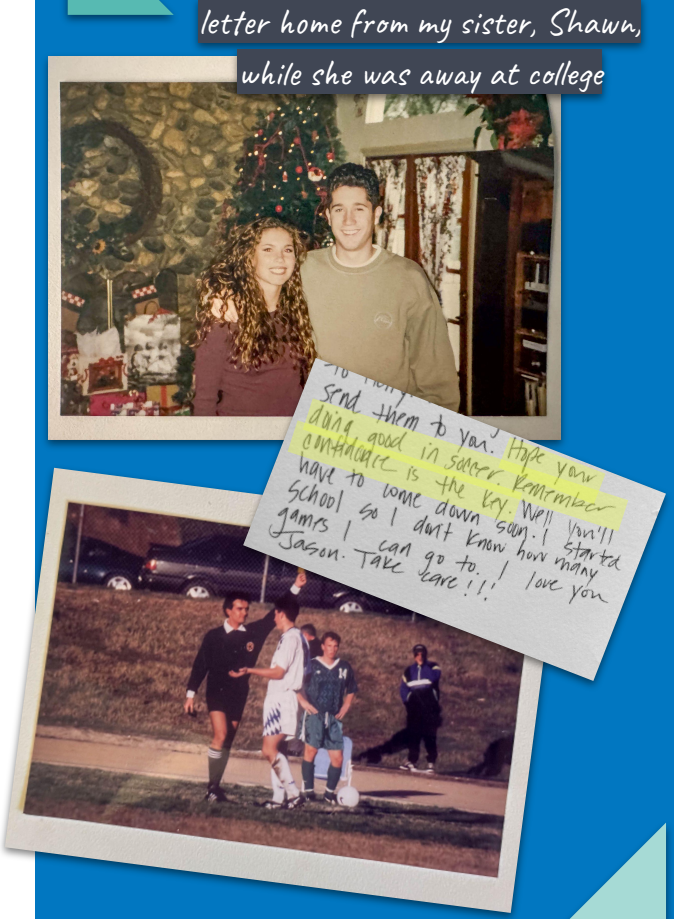
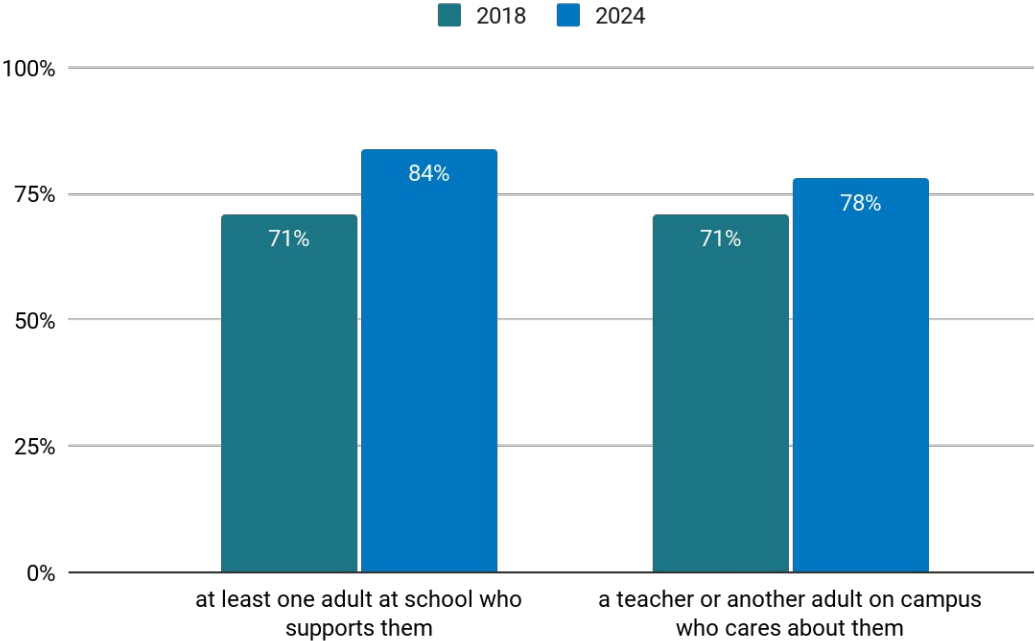
College & Career Readiness

Safe, Equitable, and Inclusive Schools

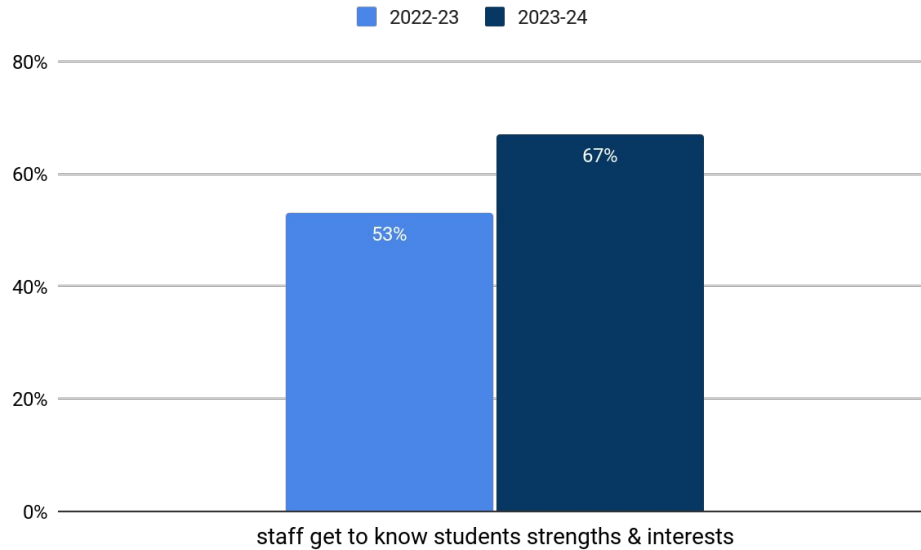
Social-Emotional Competencies and Self-Identity

- Continued focus on **increasing student achievement in CAASPP math and English Language Arts (ELA) assessments**, ensuring all students have the support needed to meet or exceed standards.
- **Enhance collaboration, creativity, communication, critical thinking, and problem-solving skills across all grade levels** while expanding programs that support college and career readiness.
- Ensure school staff actively get to **know and understand each student's strengths and interests**, enhancing personalized learning and building stronger connections.
- Ensure school climates are safe by **reducing bullying and increasing student connections** with adults.
- **Reduce the district's environmental footprint** by implementing an energy master plan, reducing energy usage, and aligning district operations with environmental education initiatives, working toward carbon neutrality by 2030.

RELATIONSHIPS MATTER

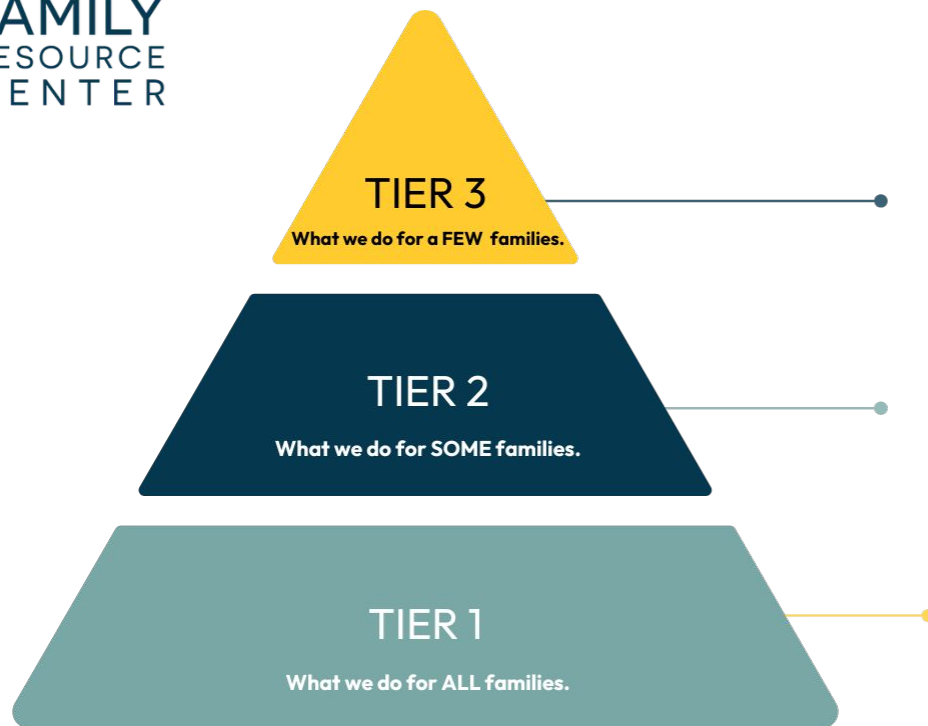


KNOWING STUDENT STRENGTHS & INTERESTS



81% of students feel that they regularly participate in relevant learning opportunities

TIERED SERVICE DELIVERY MODEL



TIER 3:

INTENSIVE SERVICES

Tier 3 services are designed for families facing significant challenges and require intensive support.

TIER 2:

TARGETED SERVICES:

Tier 2 services are designed for families who exhibit specific needs or vulnerabilities, requiring additional support.

TIER 1:

UNIVERSAL SERVICES:

Tier 1 services are designed to be accessible to all families in the community, providing a foundation of support and information.

SUMMER HIRING & HR ENHANCEMENTS

Recruitment

- SchoolSpring partnership
- 2024-2025 new hires

Retention

- Competitive salary and benefits
- Interest based approach
- Staff wellness

Professional Development

- Building effective teams
- Personalized learning through the classified professional growth program





PROFESSIONAL LEARNING

Relevant, Personalized PD for Classified Staff

Intro to AI and
Sustainability

86%

AI session for
clerical

94%

Stop the Bleed

96%

Magnetic
Reading

72%

All-Staff Professional Development Day

A total of **43 breakout sessions** were offered, with an average rating of 9.4/10. Additionally, 86% of staff reported that the professional development had a positive impact. The sessions were **facilitated by 25 LBUSD staff members**.

Overview of Sessions:

- 10 sessions | Integrated AI resources and use-cases
- 7 sessions | Communities of Practice & Collaborative Planning
- 6 sessions | Reading & Intervention
- 6 sessions | Content Area Specific Tools, Resources, and Strategies
- 5 sessions | Safety and SEL
- 4 sessions | Competency-Based Assessments
- 4 sessions | Data Science & Mathematics

SUMMER PD SESSIONS

Targeted Professional Development

- Unit Design three-day workshop (Cohort 7)
- AI Empower Educators workshops for teachers and administrators
- EduProtocols Teacher two-day academy
- Institute for Multi-Sensory Education (IMSE) Impact Morphology five-day training
- i-Ready Magnetic Reading summer training

Conference Highlights

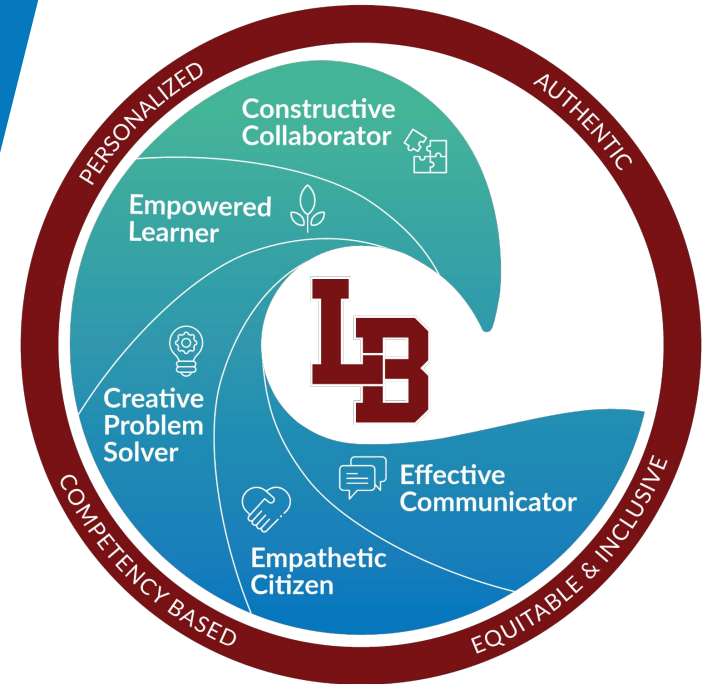
- American Library Association, California Multi-Tiered System of Supports (MTSS), Professional Learning Institute, Learner-Centered Leadership, National School Public Relations Association, Small School Districts' Association, CDE School Nutrition Program Administration, Cybersecurity



LEARNER PROFILE

As we continue working to improve educational outcomes and align with our district's vision, mission, and Learner Profile, the next steps are key to further enhance student-centered learning:

- Build staff capacity to facilitate **intentional learning experiences** aligned to the five learner profile outcomes and progressions
- Develop **long-term strategic implementation plan**
- **Student profiles**



EARLY LEARNING PROGRAM UPDATE



SCHOOL READINESS CAMPS

TK/Kindergarten Readiness Camp | 63 students

- Incoming TK and Kindergarten students are invited to a week-long camp at each elementary school to build school readiness skills and engage with peers while adapting to their new environment.

Handwriting/Fine Motor Camp | 25 students

- Students identified by their kindergarten teachers as needing extra help with fine motor skills participate in sessions led by a school-based occupational therapist before school hours.

Learning Link Program | 90+ families participated in 2023-24

- Offers weekly workshops for parents/guardians and children ages 2 to 5 years old, providing interactive sessions that support early childhood development and strengthen parent-child engagement.

TRANSITIONAL KINDERGARTEN (TK) ELIGIBILITY

2024-25 | September 2 - June 2

2025-26 | Children who turn 4 by September 1, 2025

Enrollment

- Overall TK Enrollment | 56 students
- Extended TK Enrollment | 29 students

LEARN & PLAY: BUILDING SCHOOL READINESS SKILLS



Where the love of learning begins.

Laguna Beach Preschool has 28 students enrolled for fall 2024, with inclusion opportunities available for all students.

7:15 - 8:30 a.m.

Drop off and outdoor play

8:30 - 9:30 a.m.

Circle time and small group center rotations

9:30 - 10:30 a.m.

Snack and outdoor play

10:30 - 11:30 a.m.

Circle time and whole class centers

11:30 a.m. - 12:30 p.m.

Lunch and backyard exploration

12:30 - 1:30 p.m.

Nap/rest time

1:30 - 2:30 p.m.

Art, story time, and afternoon snack

2:30 - 4:00 p.m.

Clean up and indoor/outdoor play

SUMMER FACILITIES MAINTENANCE

Asphalt Maintenance	HVAC Filter Replacement
Carpet Cleaning	Kitchen Hood Service
Classroom Deep Clean	Site Pressure Washing
Field Rehabilitation	Synthetic Turf Maintenance
Fire Alarm Testing	Tree Trimming
Fire Extinguisher Fill & Tag	Vehicle Maintenance
Gym Floor Sealing	Window Cleaning

Safety Enhancements

- LBUSD Emergency Preparedness Procedures guide
- Trauma/Stop the Bleed kits

Available in every classroom, common areas, and front office.



Facilities team: Armend Azemi, Rich Carey, Oscar Ramirez, Kalven Lee, Alex Garcia, Diego Perez, Todd Foote, Noe Belmudez, Roger Romero Sr., Eddie McReynolds, Gary Ferman, Roger Romero Jr., Sanny Mandala, John Gonzalez, Ryan Ganiko, Josue Hernandez, Albert Camunag, Elia Wahlstrom Rogers, and Kaleb Thompson.

SUMMER FACILITIES CAPITAL IMPROVEMENTS

School Site	Projects
Laguna Beach High School	<ul style="list-style-type: none">● Theater Lighting Upgrades● Security Camera System Replacement● School Activities Office
Thurston Middle School	<ul style="list-style-type: none">● Wellness Space● Student Restrooms
El Morro Elementary School	<ul style="list-style-type: none">● Preschool
Top of the World Elementary School	<ul style="list-style-type: none">● Building B Painting● Site Asphalt Repairs, Slurry Seal & Stripe



FACILITIES

MASTER PLAN UPDATE

Laguna Beach High School Pool Modernization

Phase: Concept Development

Next Community Update: September 26, 2024

- LBHS Pool Modernization design committee will share proposed concepts and gather community input

Energy Master Plan

Phase: Financing and Incentive Optimization

Next Community Update: September 26, 2024

- Staff will present options to maximize incentives, rebates, and secure financing to implement projects that meet the 2030 carbon neutral goal



FACILITIES

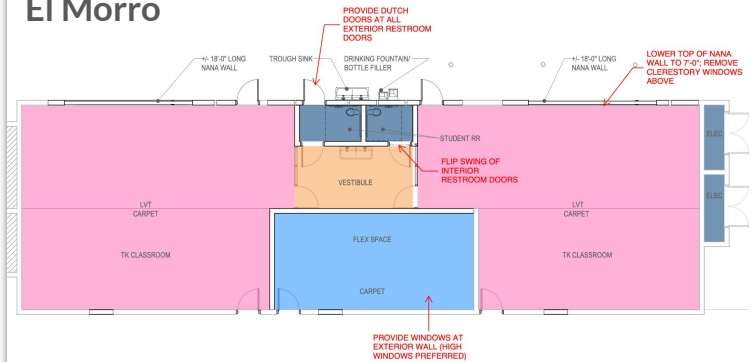
MASTER PLAN UPDATE

El Morro and Top of the World TK/Kindergarten Classroom Modernizations

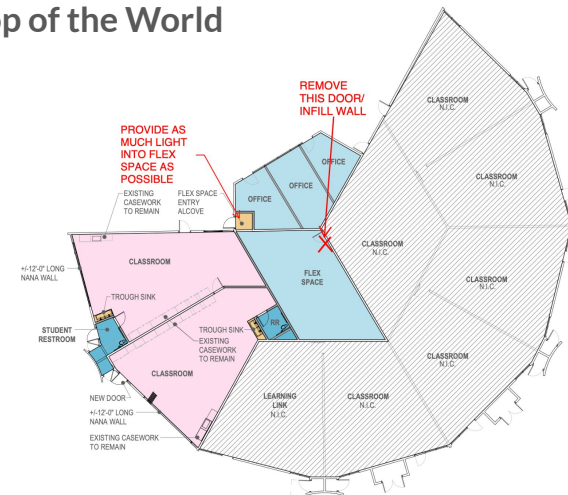
Phase: Concept Development

- Expand existing classrooms to meet square footage and restroom requirements for TK and Kindergarten students.
- Enhance outdoor spaces to support learning, play, and eating activities.
- Explore cost-effective construction methods with a focus on summer completion to minimize disruption.

El Morro



Top of the World





THANK YOU.



LAGUNA BEACH
UNIFIED SCHOOL DISTRICT

2024-2025
Back-to-School Report