



# Northview

Teacher Survey  
Fall 2023



Report created by  
Panorama Education



# Summary

Topic Description	Results	Comparison	
<b>Additional questions</b>	<b>57%</b>	<b>36%</b>	SSD of St. Louis (MO)
		<b>54%</b>	Special School District
<b>Communicating results</b>	<b>56%</b>	<b>74%</b>	SSD of St. Louis (MO)
		<b>78%</b>	Special School District
<b>Communications</b>	<b>55%</b>	<b>69%</b>	SSD of St. Louis (MO)
		<b>68%</b>	Special School District
<b>Deia</b>	<b>56%</b>	<b>69%</b>	SSD of St. Louis (MO)
		<b>66%</b>	Special School District
<b>Feedback and Coaching</b>	<b>24%</b>	<b>35%</b>	SSD of St. Louis (MO)
Perceptions of the amount and quality of feedback faculty and staff receive.		<b>35%</b>	Special School District
<b>Mission and vision</b>	<b>65%</b>	<b>71%</b>	SSD of St. Louis (MO)
		<b>75%</b>	Special School District
<b>Overall engagement</b>	<b>69%</b>	<b>71%</b>	SSD of St. Louis (MO)
		<b>76%</b>	Special School District
<b>Partner Districts</b>	<b>40%</b>	<b>66%</b>	SSD of St. Louis (MO)
		<b>44%</b>	Special School District
<b>Professional Learning</b>	<b>33%</b>	<b>43%</b>	SSD of St. Louis (MO)
		<b>47%</b>	Special School District



<b>School Climate</b>	<b>34%</b>	<b>48%</b>	SSD of St. Louis (MO)
Perceptions of the overall social and learning climate of the school.		<b>51%</b>	Special School District
<b>School Leadership</b>	<b>40%</b>	<b>52%</b>	SSD of St. Louis (MO)
Perceptions of the school leadership's effectiveness.		<b>54%</b>	Special School District
<b>Staff-Leadership Relationships</b>	<b>60%</b>	<b>64%</b>	SSD of St. Louis (MO)
Perceptions of faculty and staff relationships with school leaders.		<b>67%</b>	Special School District
<b>Well-being</b>	<b>54%</b>	<b>58%</b>	SSD of St. Louis (MO)
Faculty and staff perceptions of their own professional well-being.		<b>64%</b>	Special School District
<b>Work environment</b>	<b>78%</b>	<b>78%</b>	SSD of St. Louis (MO)
		<b>83%</b>	Special School District

39 responses



# Additional questions

Your average

**57%**

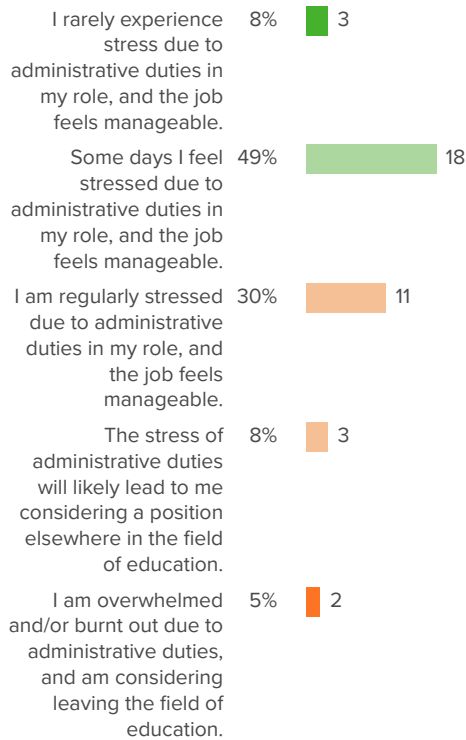
39 responses

Client average: **36%** SSD of St. Louis (MO)

District average: **54%** Special School District

## How did people respond?

**Q.1: To what extent do administrative duties (e.g. data entry, email, filling out forms, etc.) impact your personal level of stress?**



Favorable: **57%**



# Communicating results

Your average

**56%**

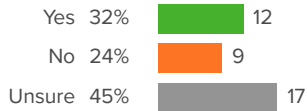
39 responses

Client average: **74%** SSD of St. Louis (MO)

District average: **78%** Special School District

## How did people respond?

**Q.1: The SSD Employee Engagement Survey was last administered in February/March 2022. Were the results shared with you?**



Favorable: **57%**

**Q.2: Has your immediate SSD supervisor made changes to improve employee engagement since the last survey?**



Favorable: **54%**



# Communications

Your average

# 55%

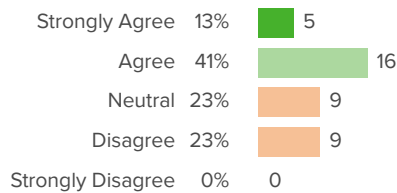
39 responses

Client average: **69%** SSD of St. Louis (MO)

District average: **68%** Special School District

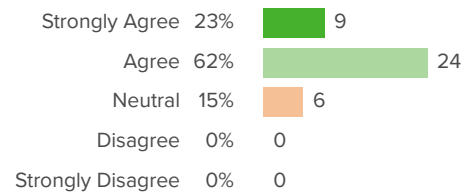
## How did people respond?

**Q.1: My direct supervisor provides me with constructive feedback.**



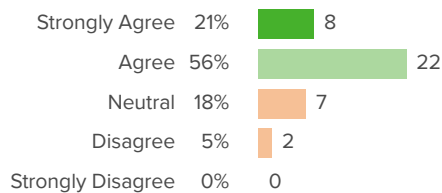
Favorable: **54%**

**Q.2: I receive adequate and timely information about district news and initiatives.**



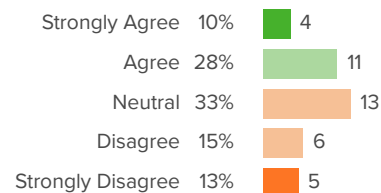
Favorable: **85%**

**Q.3: I am aware of where and how I can direct a question or concern.**



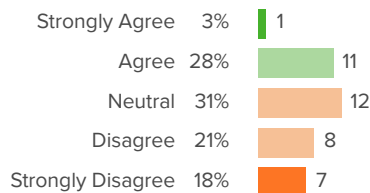
Favorable: **77%**

**Q.4: The actions of my immediate SSD supervisor are consistent with his or her words.**



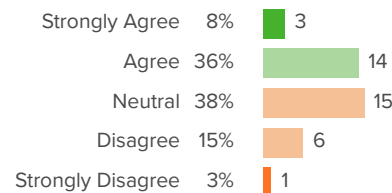
Favorable: **38%**

**Q.5: SSD leaders clearly explain the reasons behind decisions on key issues.**



Favorable: **31%**

**Q.6: SSD leaders encourage employees to share ideas to improve performance.**



Favorable: **44%**



# Deia

Your average

# 56%

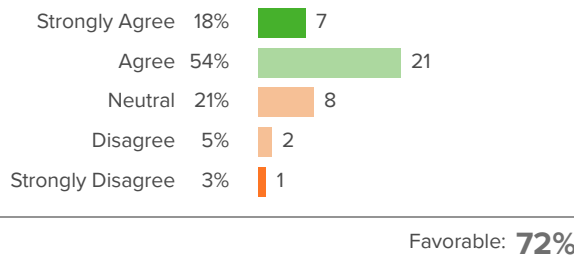
39 responses

Client average: **69%** SSD of St. Louis (MO)

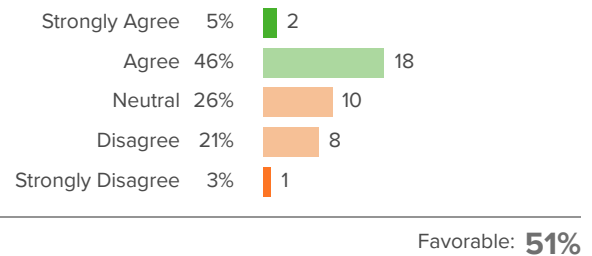
District average: **66%** Special School District

## How did people respond?

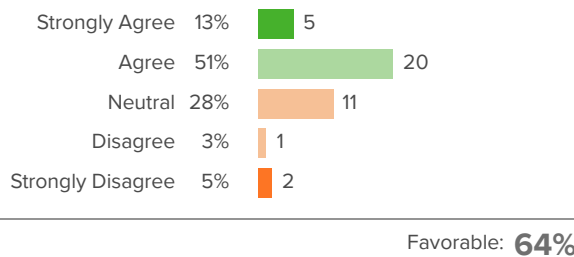
**Q.1: SSD staff values and embraces diversity, equity, inclusion, and accessibility.**



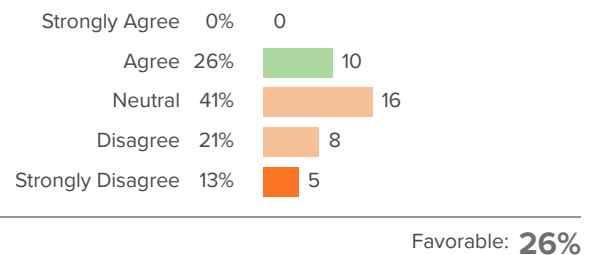
**Q.2: SSD provides an environment for the free and open expression of ideas, opinions, and beliefs.**



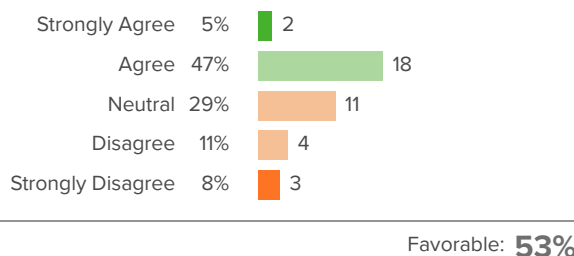
**Q.3: SSD Administration communicates effectively with others from diverse backgrounds.**



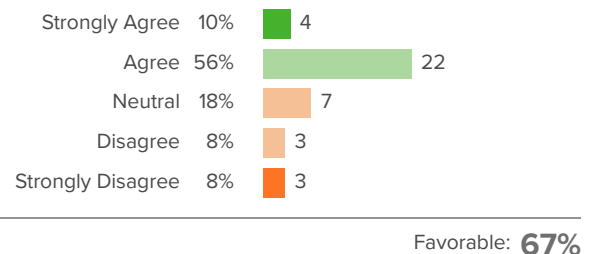
**Q.4: SSD's equity professional development is valuable, and I have used what I have learned in my work.**



**Q.5: I feel my background and identity are valued at SSD.**



**Q.6: People from all backgrounds and with a range of identities have equitable opportunities to advance their careers at SSD.**





# Feedback and Coaching

Your average

# 24%

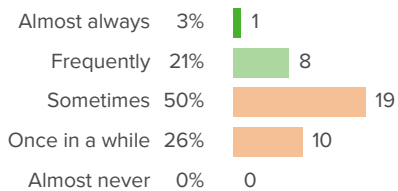
39 responses

Client average: **35%** SSD of St. Louis (MO)

District average: **35%** Special School District

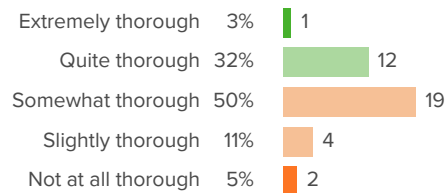
## How did people respond?

### Q.1: How often do you receive feedback on your teaching?



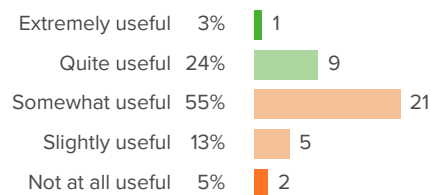
Favorable: **24%**

### Q.2: At your school, how thorough is the feedback you receive in covering all aspects of your role as a teacher?



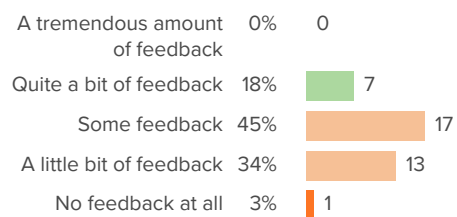
Favorable: **34%**

### Q.3: How useful do you find the feedback you receive on your teaching?



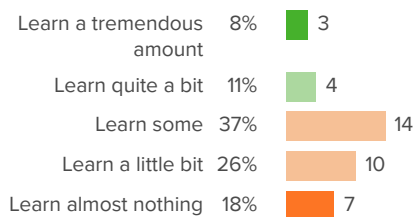
Favorable: **26%**

### Q.4: How much feedback do you receive on your teaching?



Favorable: **18%**

### Q.5: How much do you learn from the teacher evaluation processes at your school?



Favorable: **18%**





# Mission and vision

Your average

# 65%

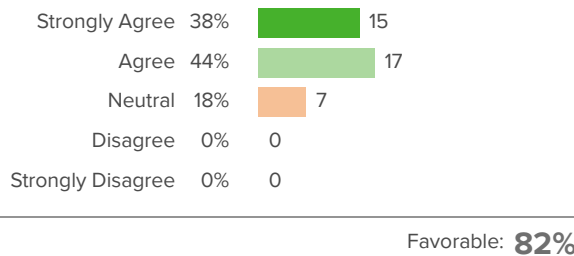
39 responses

Client average: **71%** SSD of St. Louis (MO)

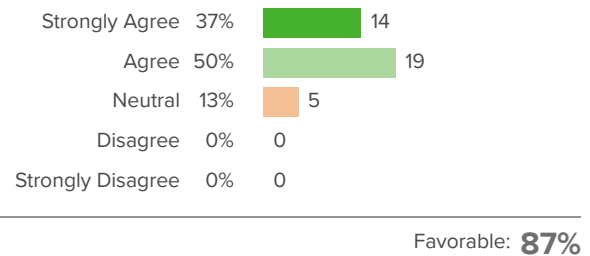
District average: **75%** Special School District

## How did people respond?

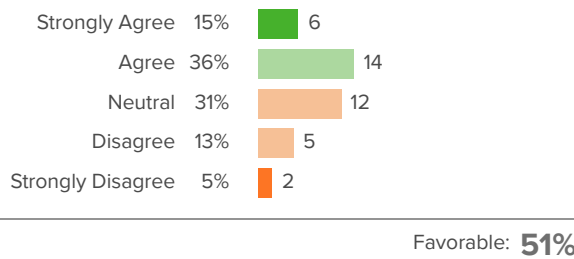
**Q.1: I am familiar with and support the mission and vision of SSD.**



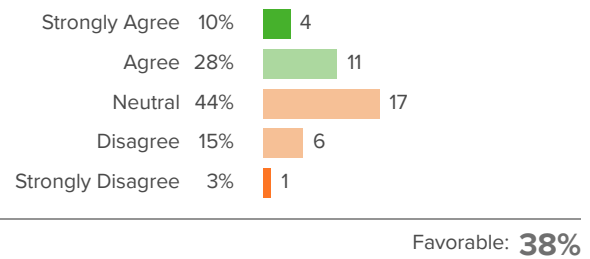
**Q.2: The district's mission and vision are clearly defined.**



**Q.3: The district is moving in a direction that reflects our mission and vision.**



**Q.4: I can provide input on how the district accomplishes its mission.**





# Overall engagement

Your average

# 69%

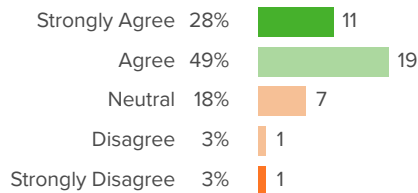
39 responses

Client average: **71%** SSD of St. Louis (MO)

District average: **76%** Special School District

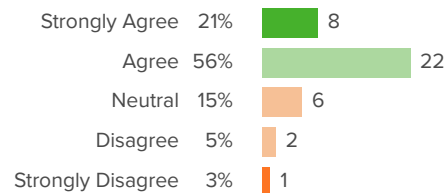
## How did people respond?

### Q.1: I am proud to work for SSD.



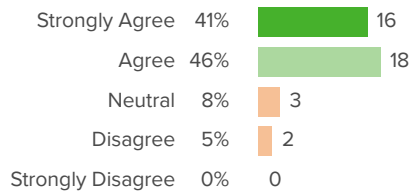
Favorable: **77%**

### Q.2: Employment with SSD gives me a feeling of accomplishment.



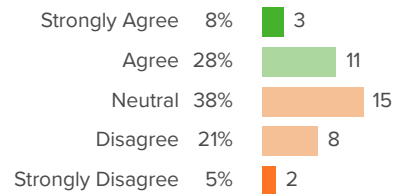
Favorable: **77%**

### Q.3: I am engaged in my work.



Favorable: **87%**

### Q.4: I am included in decisions that affect my work.



Favorable: **36%**



# Partner Districts

Your average

# 40%

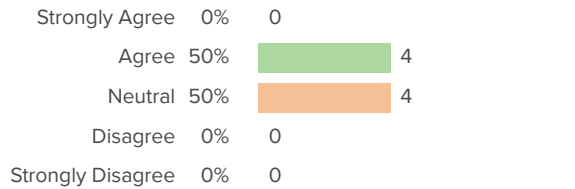
39 responses

Client average: **66%** SSD of St. Louis (MO)

District average: **44%** Special School District

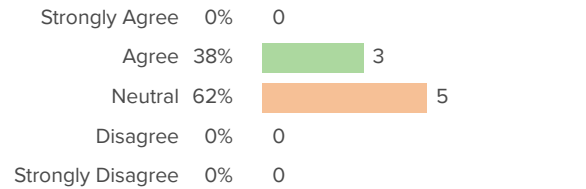
## How did people respond?

**Q.1: I feel respected and supported by the partner district principal and other administrators at this school.**



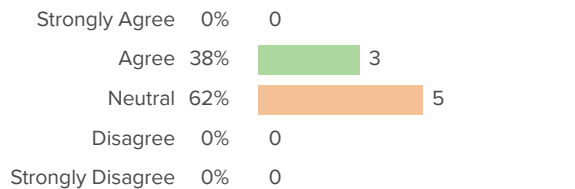
Favorable: **50%**

**Q.2: My partner district principal fosters a shared vision and a sense of community and cooperation at this school.**



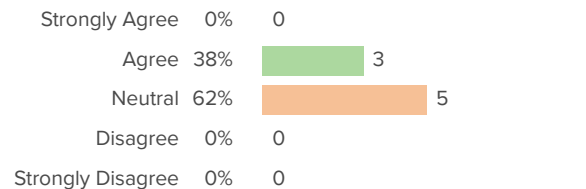
Favorable: **38%**

**Q.3: In my partner district school, the atmosphere is one of mutual respect among general education staff and SSD staff.**



Favorable: **38%**

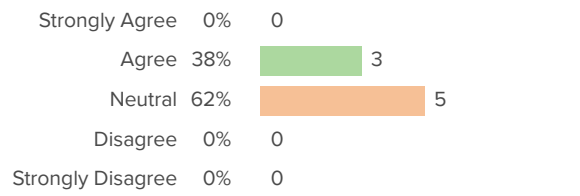
**Q.4: My partner district principal effectively communicates important issues that affect me.**



Favorable: **38%**

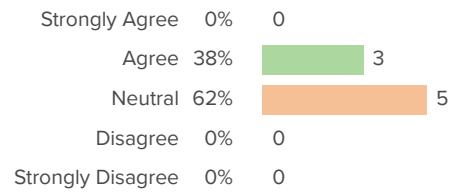


**Q.5: Staff at my partner district school work together to ensure an education, student-centered environment.**



Favorable: **38%**

**Q.6: The administrators in my partner district work collaboratively with SSD administration.**



Favorable: **38%**



# Professional Learning

Your average

# 33%

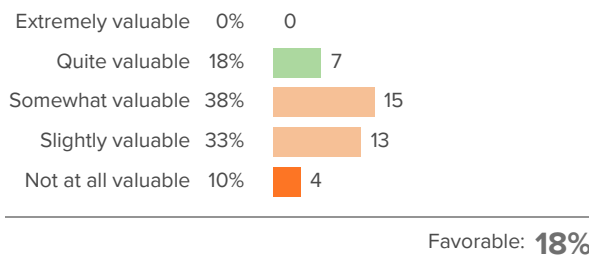
39 responses

Client average: **43%** SSD of St. Louis (MO)

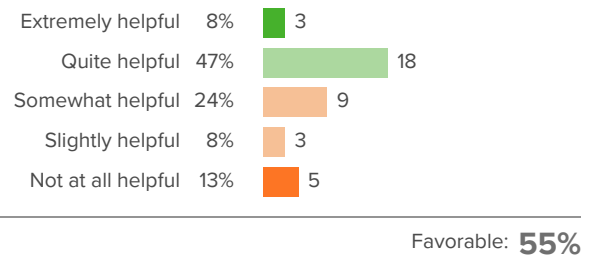
District average: **47%** Special School District

## How did people respond?

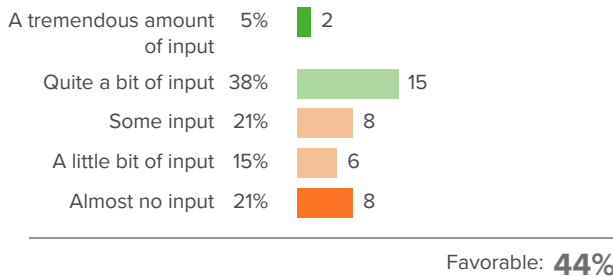
### Q.1: At your school, how valuable are the available professional development opportunities?



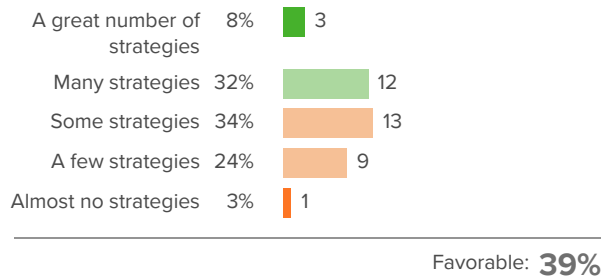
### Q.2: How helpful are your colleagues' ideas for improving your teaching?



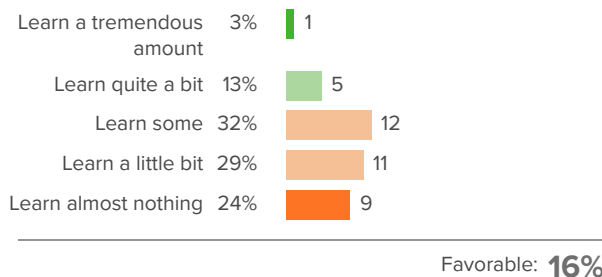
### Q.3: How much input do you have into individualizing your own professional development opportunities?



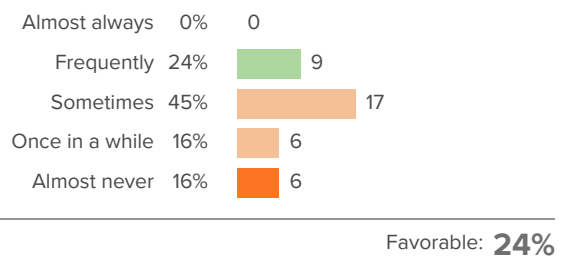
### Q.4: Through working at your school, how many new teaching strategies have you learned?



### Q.5: Overall, how much do you learn about teaching from the leaders at your school?

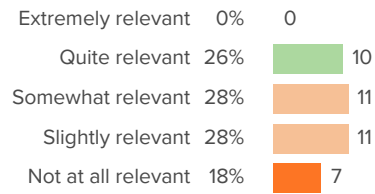


### Q.6: How often do your professional development opportunities help you explore new ideas?



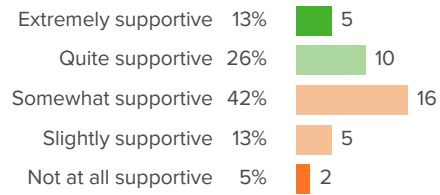


**Q.7: How relevant have your professional development opportunities been to the content that you teach?**



Favorable: **26%**

**Q.8: Overall, how supportive has the school been of your growth as a teacher?**



Favorable: **39%**



# School Climate

Your average

# 34%

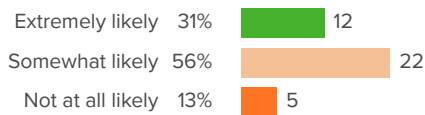
39 responses

Client average: **48%** SSD of St. Louis (MO)

District average: **51%** Special School District

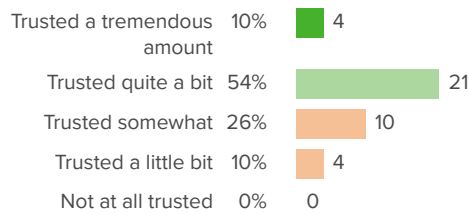
## How did people respond?

**Q.1: How likely is it that you would recommend working for SSD to a family member or friend?**



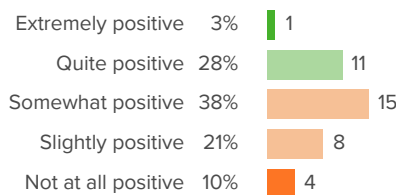
Favorable: **31%**

**Q.2: To what extent are staff trusted to work in the way they think is best?**



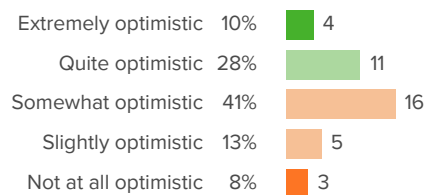
Favorable: **64%**

**Q.3: How positive are the attitudes of your colleagues?**



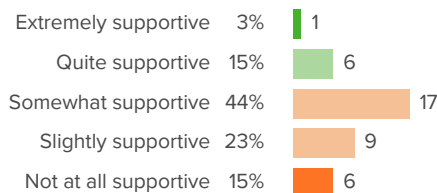
Favorable: **31%**

**Q.4: How optimistic are you the future of Special School District?**



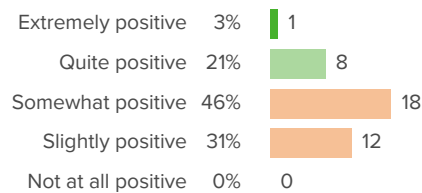
Favorable: **38%**

**Q.5: When new initiatives are presented at your school, how supportive are your colleagues?**



Favorable: **18%**

**Q.6: Overall, how positive is the working environment at your school/location?**



Favorable: **23%**



# School Leadership

Your average

# 40%

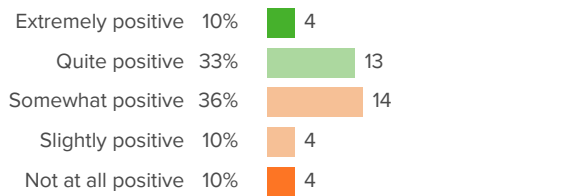
39 responses

Client average: **52%** SSD of St. Louis (MO)

District average: **54%** Special School District

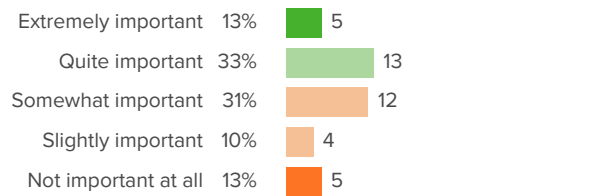
## How did people respond?

### Q.1: How positive is the tone that school leaders set for the culture of the school?



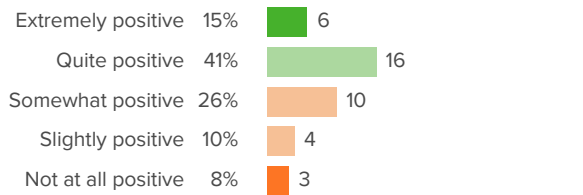
Favorable: **44%**

### Q.2: For your school leaders, how important is teacher satisfaction?



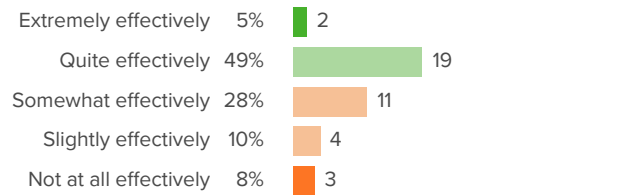
Favorable: **46%**

### Q.3: Overall, how positive is the influence of the school leaders on the quality of your teaching?



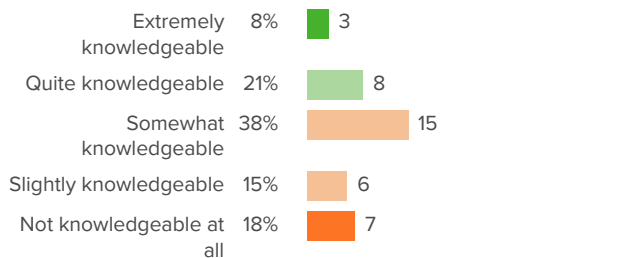
Favorable: **56%**

### Q.4: How effectively do school leaders communicate important information to teachers?



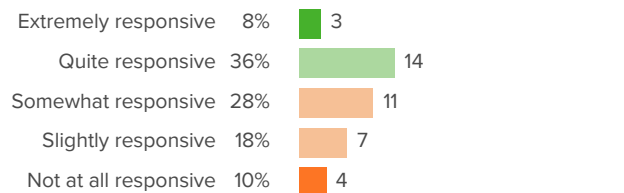
Favorable: **54%**

### Q.5: How knowledgeable are your school leaders about what is going on in teachers' classrooms?



Favorable: **28%**

### Q.6: How responsive are school leaders to your feedback?

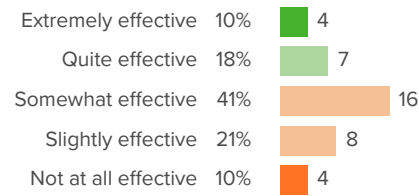


Favorable: **44%**



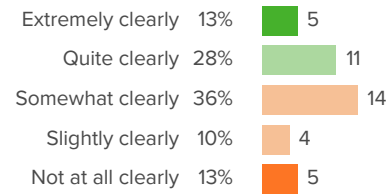


**Q.7: How effective are the school leaders at developing rules for students that facilitate their learning?**



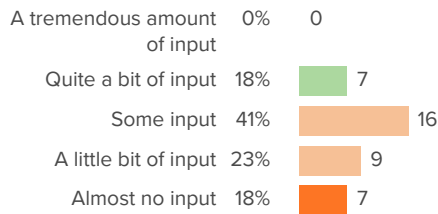
Favorable: **28%**

**Q.8: How clearly do your school leaders identify their goals for teachers?**



Favorable: **41%**

**Q.9: When the school makes important decisions, how much input do teachers have?**



Favorable: **18%**



# Staff-Leadership Relationships

Your average

# 60%

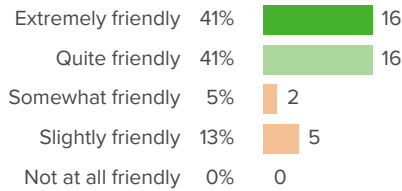
39 responses

Client average: **64%** SSD of St. Louis (MO)

District average: **67%** Special School District

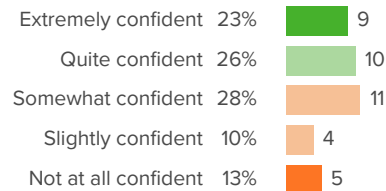
## How did people respond?

### Q.1: How friendly are your school leaders toward you?



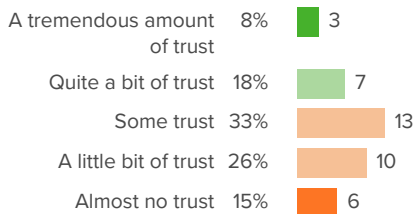
Favorable: **82%**

### Q.2: How confident are you that your school leaders have the best interests of the school in mind?



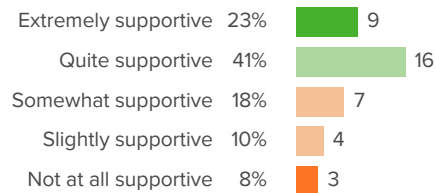
Favorable: **49%**

### Q.3: How much trust exists between school leaders and faculty?



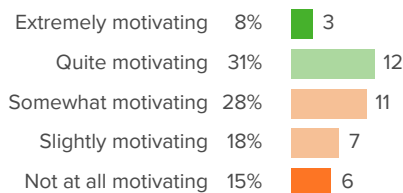
Favorable: **26%**

### Q.4: When you face challenges at work, how supportive are your school leaders?



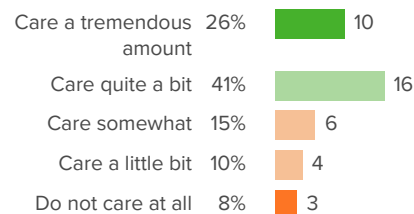
Favorable: **64%**

### Q.5: At your school, how motivating do you find working with the leadership team?



Favorable: **38%**

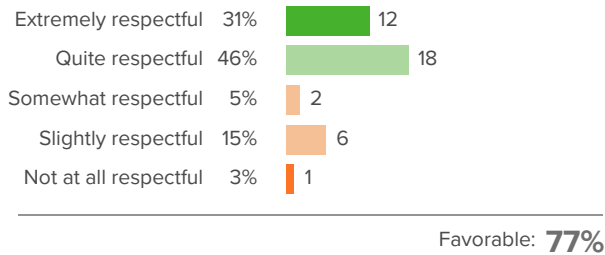
### Q.6: How much do your school leaders care about you as an individual?



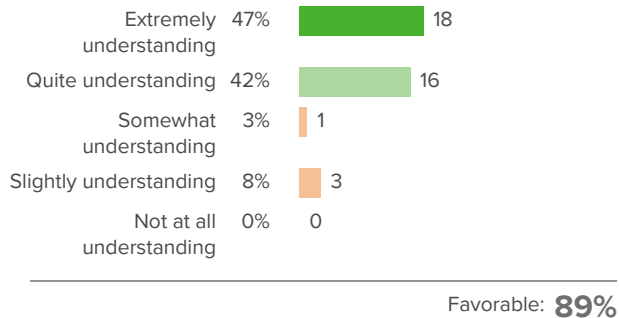
Favorable: **67%**



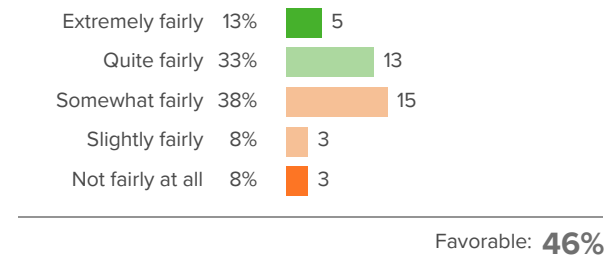
**Q.7: How respectful are your school leaders towards you?**



**Q.8: When challenges arise in your personal life, how understanding are your school leaders?**



**Q.9: How fairly does the school leadership treat the faculty?**





# Well-being

Your average

# 54%

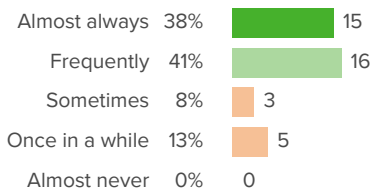
39 responses

Client average: **58%** SSD of St. Louis (MO)

District average: **64%** Special School District

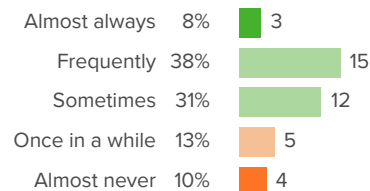
## How did people respond?

**Q.1: During the past week, how often did you feel engaged at work?**



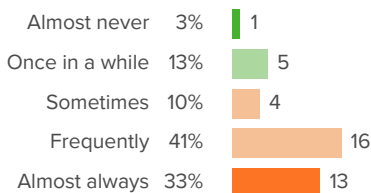
Favorable: **79%**

**Q.2: During the past week, how often did you feel excited at work?**



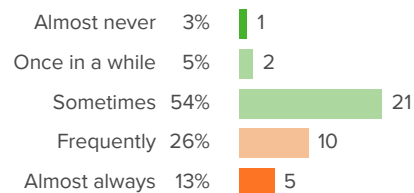
Favorable: **77%**

**Q.3: During the past week, how often did you feel exhausted at work?**



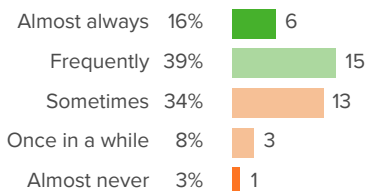
Favorable: **15%**

**Q.4: During the past week, how often did you feel frustrated at work?**



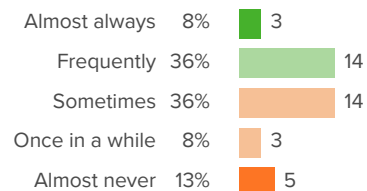
Favorable: **62%**

**Q.5: During the past week, how often did you feel happy at work?**



Favorable: **55%**

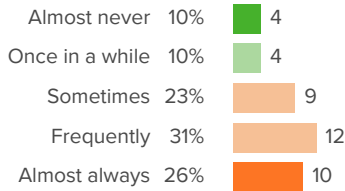
**Q.6: During the past week, how often did you feel hopeful at work?**



Favorable: **44%**

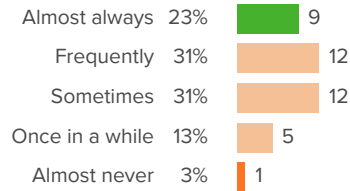


**Q.7: During the past week, how often did you feel overwhelmed at work?**



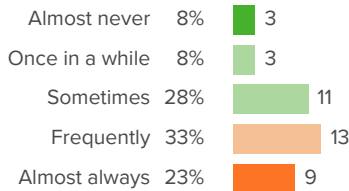
Favorable: **21%**

**Q.8: During the past week, how often did you feel safe at work?**



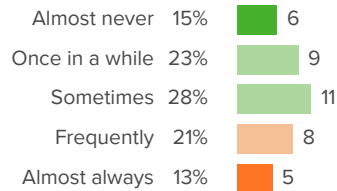
Favorable: **23%**

**Q.9: During the past week, how often did you feel stressed out at work?**



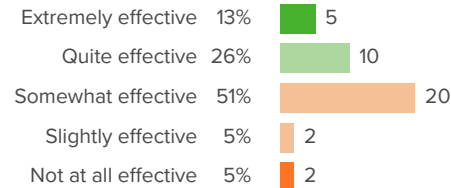
Favorable: **44%**

**Q.10: During the past week, how often did you feel worried at work?**



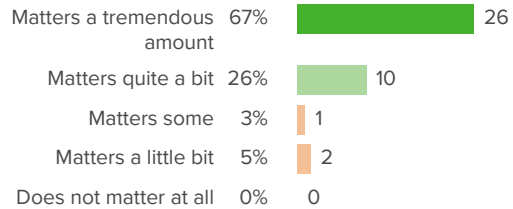
Favorable: **67%**

**Q.11: How effective do you feel at your job right now?**



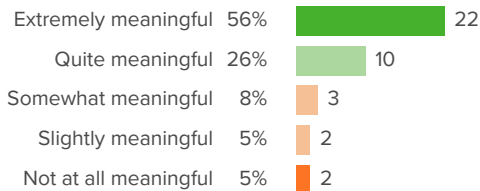
Favorable: **38%**

**Q.12: How much does your work matter to you?**



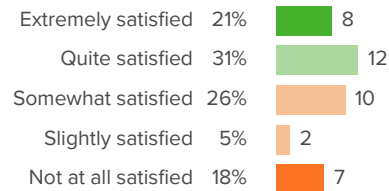
Favorable: **92%**

**Q.13: How meaningful for you is the work that you do?**



Favorable: **82%**

**Q.14: Overall, how satisfied are you with your job right now?**



Favorable: **51%**



# Work environment

Your average

# 78%

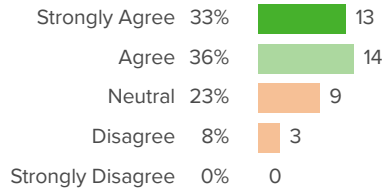
39 responses

Client average: **78%** SSD of St. Louis (MO)

District average: **83%** Special School District

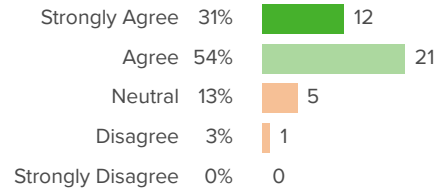
## How did people respond?

**Q.1: I have the materials and resources to do my job effectively.**



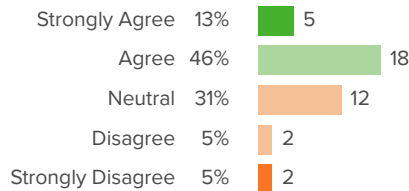
Favorable: **69%**

**Q.2: My school/location is in good condition and well-maintained.**



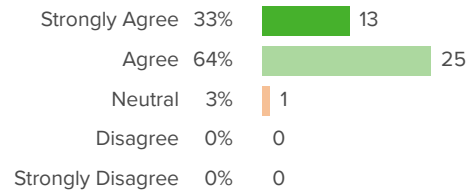
Favorable: **85%**

**Q.3: I feel safe in my school/location.**



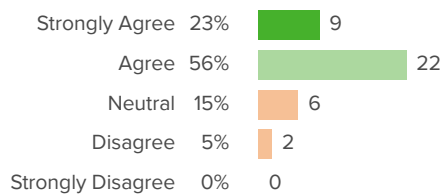
Favorable: **59%**

**Q.4: I am aware of safety and security procedures at my school/location.**



Favorable: **97%**

**Q.5: SSD provides opportunities to promote employee wellness (i.e., employee health and general well-being).**



Favorable: **79%**



# Background Questions

How did people respond? \_\_\_\_\_



Q.1: Location

Affton School District	0%	0
Bayless School District	0%	0
Brentwood School District	0%	0
Clayton School District	0%	0
Ferguson-Florissant School District	0%	0
Hancock Place School District	0%	0
Hazelwood School District	0%	0
Jennings School District	0%	0
Kirkwood School District	0%	0
Ladue School District	0%	0
Lindbergh School District	0%	0
Maplewood-Richmond Heights School District	0%	0
Mehlville School District	0%	0
Normandy School District	0%	0
Parkway School District	0%	0
Pattonville School District	0%	0
Ritenour School District	0%	0
Riverview Gardens School District	0%	0
Rockwood School District	0%	0
University City School District	0%	0
Valley Park School District	0%	0
Webster Groves School District	0%	0
Ackerman School	0%	0
Bridges Program	0%	0
Central Office	0%	0
Distribution Center	0%	0
Juvenile Detention Center (JDC)	0%	0
Learning Center	0%	0
Learning Center - Professional Learning	0%	0
Learning Center - ABA	0%	0
Litzsinger School	0%	0
Neuwoehner High School	0%	0

Q.2: Job type

Teacher - SSD school, site, or program	70%		26
Teacher - Partner district	0%	0	0
Related/Student Services (OT/PT, SLP, Social Work, Health Services, Student Records, Aug Comm, Diagnostics)	24%		9
Other	5%		2





## Northview

"Fall 2023 2023-24 SSD Employee Engagement and Climate Survey , Teacher Survey"



North Tech High School	0%	0
Northview High School	100%	36
South Tech High School	0%	0
Southview School	0%	0
Vocational Skills Program (VSP)	0%	0