



Normandy School District

Teacher Survey
Spring 2024



Report created by
Panorama Education



Summary

Topic Description	Results	Comparison
Additional questions	56% ▲ 15 since last survey	41% SSD of St. Louis (MO)
Communicating results	51% ▼ 14 since last survey	69% SSD of St. Louis (MO)
Communications	45% ▼ 21 since last survey	64% SSD of St. Louis (MO)
Deia	65% ▲ 1 since last survey	66% SSD of St. Louis (MO)
Feedback and Coaching Perceptions of the amount and quality of feedback faculty and staff receive.	22% ▼ 18 since last survey	34% SSD of St. Louis (MO)
Mission and vision	66% ▼ 4 since last survey	68% SSD of St. Louis (MO)
Overall engagement	70% ▼ 3 since last survey	70% SSD of St. Louis (MO)



Partner Districts	27%	60%	SSD of St. Louis (MO)
	▼ 12		
	since last survey		
Professional Learning	23%	41%	SSD of St. Louis (MO)
	▼ 16		
	since last survey		
School Climate	40%	45%	SSD of St. Louis (MO)
Perceptions of the overall social and learning climate of the school.	▼ 6		
	since last survey		
School Leadership	23%	48%	SSD of St. Louis (MO)
Perceptions of the school leadership's effectiveness.	▼ 15		
	since last survey		
Staff-Leadership Relationships	30%	62%	SSD of St. Louis (MO)
Perceptions of faculty and staff relationships with school leaders.	▼ 17		
	since last survey		
Well-being	48%	58%	SSD of St. Louis (MO)
Faculty and staff perceptions of their own professional well-being.	▼ 0		
	since last survey		
Work environment	45%	75%	SSD of St. Louis (MO)
	▼ 15		
	since last survey		

26 responses



Additional questions

Your average

56%

26 responses

Change

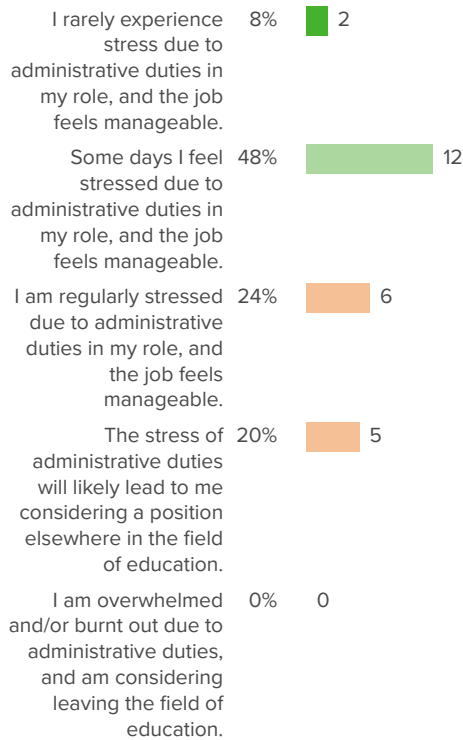
▲ 15

since last survey

Client average: **41%** SSD of St. Louis (MO)

How did people respond?

Q.1: To what extent do administrative duties (e.g. data entry, email, filling out forms, etc.) impact your personal level of stress?



▲ 15 from last survey

Favorable: **56%**



Communicating results

Your average

51%

26 responses

Change

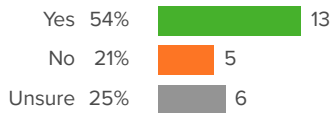
▼ 14

since last survey

Client average: **69%** SSD of St. Louis (MO)

How did people respond?

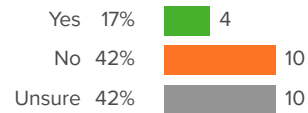
Q.1: The SSD Employee Engagement Survey was last administered in February/March 2022. Were the results shared with you?



▼ 8 from last survey

Favorable: **72%**

Q.2: Has your immediate SSD supervisor made changes to improve employee engagement since the last survey?



▼ 21 from last survey

Favorable: **29%**



Communications

Your average

45%

26 responses

Change

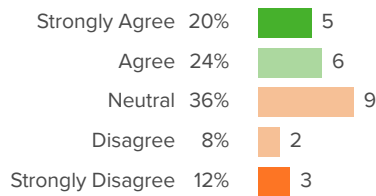
▼ 21

since last survey

Client average: **64%** SSD of St. Louis (MO)

How did people respond?

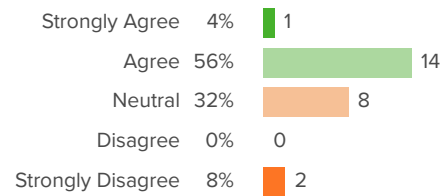
Q.1: My direct supervisor provides me with constructive feedback.



▼ 22 from last survey

Favorable: **44%**

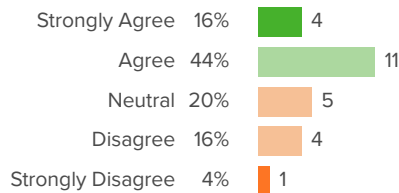
Q.2: I receive adequate and timely information about district news and initiatives.



▼ 19 from last survey

Favorable: **60%**

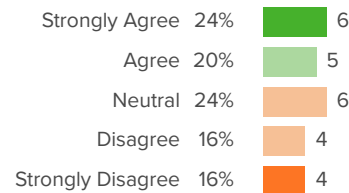
Q.3: I am aware of where and how I can direct a question or concern.



▼ 6 from last survey

Favorable: **60%**

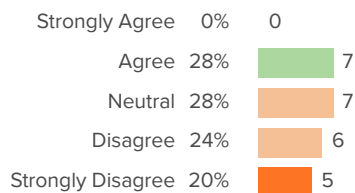
Q.4: The actions of my immediate SSD supervisor are consistent with his or her words.



▼ 22 from last survey

Favorable: **44%**

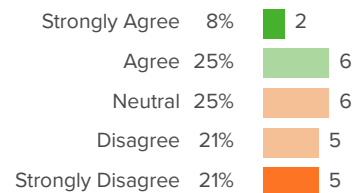
Q.5: SSD leaders clearly explain the reasons behind decisions on key issues.



▼ 29 from last survey

Favorable: **28%**

Q.6: SSD leaders encourage employees to share ideas to improve performance.



▼ 28 from last survey

Favorable: **33%**



Deia

Your average

65%

26 responses

Change

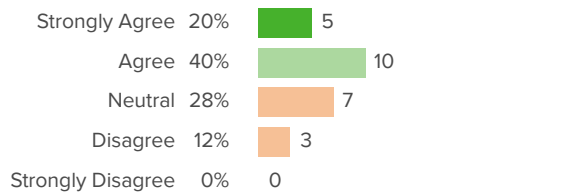
▲ 1

since last survey

Client average: **66%** SSD of St. Louis (MO)

How did people respond?

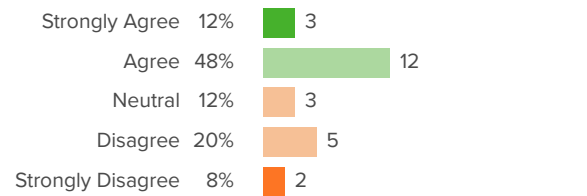
Q.1: SSD staff values and embraces diversity, equity, inclusion, and accessibility.



▼ 22 from last survey

Favorable: **60%**

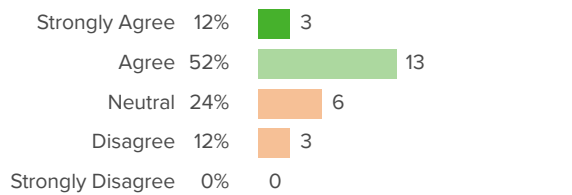
Q.2: SSD provides an environment for the free and open expression of ideas, opinions, and beliefs.



▼ 3 from last survey

Favorable: **60%**

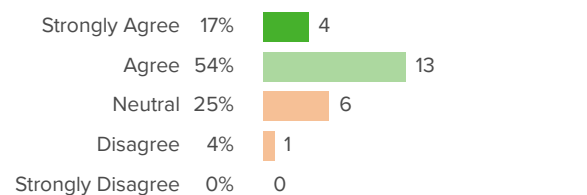
Q.3: SSD Administration communicates effectively with others from diverse backgrounds.



▲ 10 from last survey

Favorable: **64%**

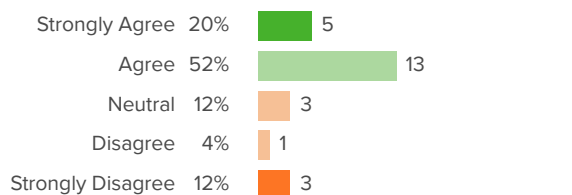
Q.4: SSD's equity professional development is valuable, and I have used what I have learned in my work.



▲ 9 from last survey

Favorable: **71%**

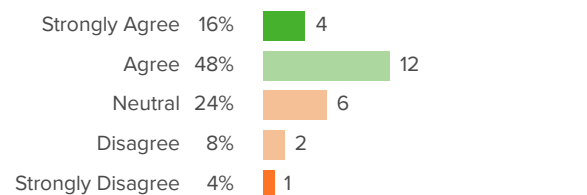
Q.5: I feel my background and identity are valued at SSD.



▲ 5 from last survey

Favorable: **72%**

Q.6: People from all backgrounds and with a range of identities have equitable opportunities to advance their careers at SSD.



▲ 7 from last survey

Favorable: **64%**



Feedback and Coaching

Your average

22%

26 responses

Change

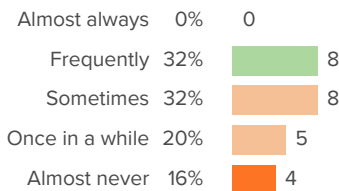
▼ 18

since last survey

Client average: **34%** SSD of St. Louis (MO)

How did people respond?

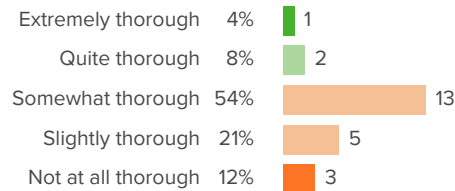
Q.1: How often do you receive feedback on your teaching?



▼ 2 from last survey

Favorable: **32%**

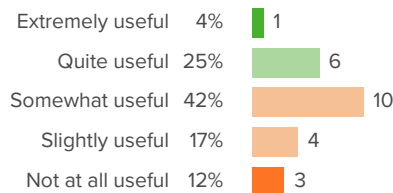
Q.2: At your school, how thorough is the feedback you receive in covering all aspects of your role as a teacher?



▼ 42 from last survey

Favorable: **13%**

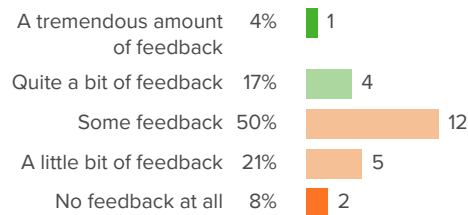
Q.3: How useful do you find the feedback you receive on your teaching?



▼ 26 from last survey

Favorable: **29%**

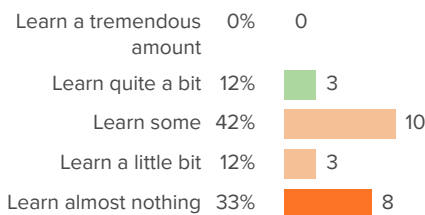
Q.4: How much feedback do you receive on your teaching?



▼ 7 from last survey

Favorable: **21%**

Q.5: How much do you learn from the teacher evaluation processes at your school?



▼ 15 from last survey

Favorable: **13%**



Mission and vision

Your average

66%

26 responses

Change

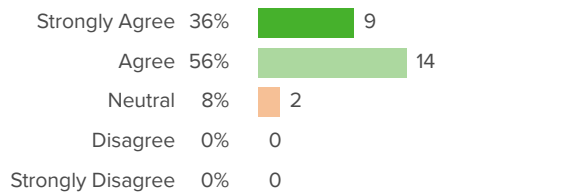
▼ 4

since last survey

Client average: **68%** SSD of St. Louis (MO)

How did people respond?

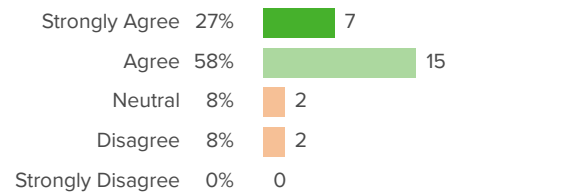
Q.1: I am familiar with and support the mission and vision of SSD.



▼ 5 from last survey

Favorable: **92%**

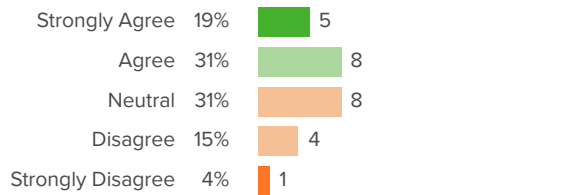
Q.2: The district's mission and vision are clearly defined.



▼ 8 from last survey

Favorable: **85%**

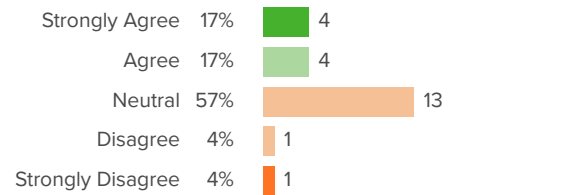
Q.3: The district is moving in a direction that reflects our mission and vision.



▼ 12 from last survey

Favorable: **50%**

Q.4: I can provide input on how the district accomplishes its mission.



▲ 7 from last survey

Favorable: **35%**



Overall engagement

Your average

70%

26 responses

Change

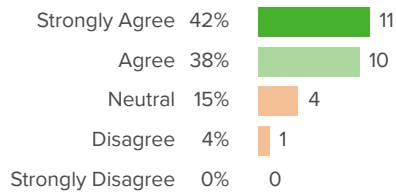
▼ 3

since last survey

Client average: **70%** SSD of St. Louis (MO)

How did people respond?

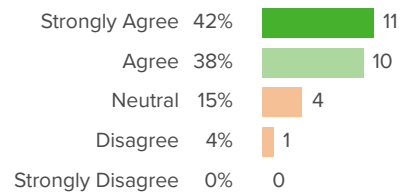
Q.1: I am proud to work for SSD.



▲ 4 from last survey

Favorable: **81%**

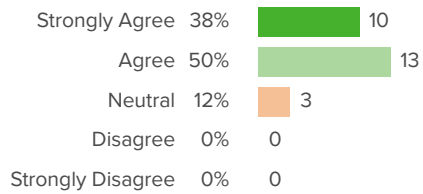
Q.2: Employment with SSD gives me a feeling of accomplishment.



▼ 2 from last survey

Favorable: **81%**

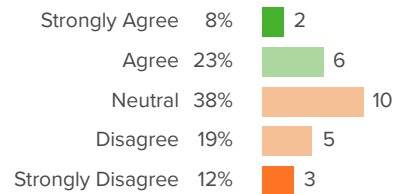
Q.3: I am engaged in my work.



▲ 1 from last survey

Favorable: **88%**

Q.4: I am included in decisions that affect my work.



▼ 12 from last survey

Favorable: **31%**



Partner Districts

Your average

27%

26 responses

Change

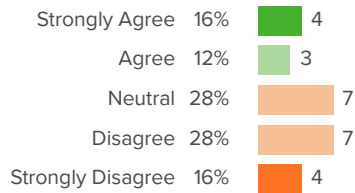
▼ 12

since last survey

Client average: **60%** SSD of St. Louis (MO)

How did people respond?

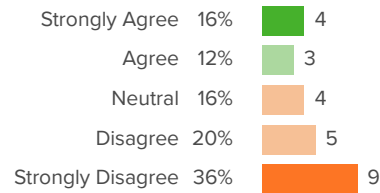
Q.1: I feel respected and supported by the partner district principal and other administrators at this school.



▼ 15 from last survey

Favorable: **28%**

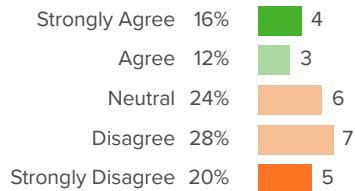
Q.2: My partner district principal fosters a shared vision and a sense of community and cooperation at this school.



▼ 6 from last survey

Favorable: **28%**

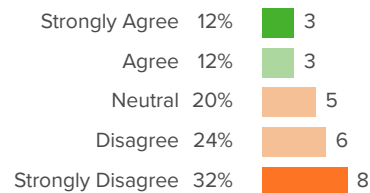
Q.3: In my partner district school, the atmosphere is one of mutual respect among general education staff and SSD staff.



▼ 4 from last survey

Favorable: **28%**

Q.4: My partner district principal effectively communicates important issues that affect me.

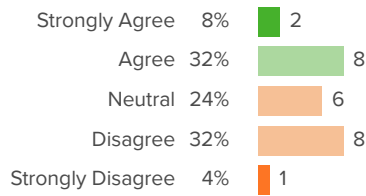


▼ 15 from last survey

Favorable: **24%**



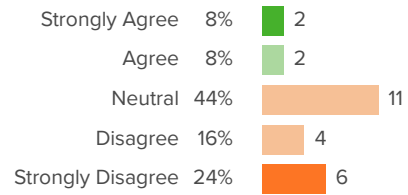
Q.5: Staff at my partner district school work together to ensure an education, student-centered environment.



▼ 5 from last survey

Favorable: **40%**

Q.6: The administrators in my partner district work collaboratively with SSD administration.



▼ 27 from last survey

Favorable: **16%**



Professional Learning

Your average

23%

26 responses

Change

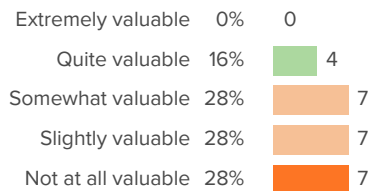
▼ 16

since last survey

Client average: **41%** SSD of St. Louis (MO)

How did people respond?

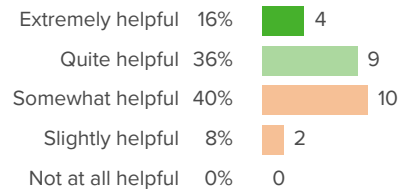
Q.1: At your school, how valuable are the available professional development opportunities?



▼ 15 from last survey

Favorable: **16%**

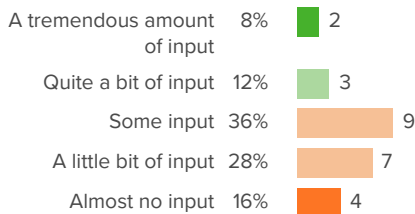
Q.2: How helpful are your colleagues' ideas for improving your teaching?



▼ 14 from last survey

Favorable: **52%**

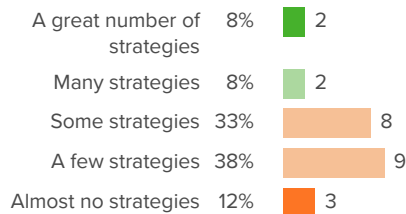
Q.3: How much input do you have into individualizing your own professional development opportunities?



▼ 18 from last survey

Favorable: **20%**

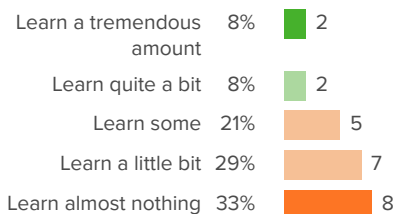
Q.4: Through working at your school, how many new teaching strategies have you learned?



▼ 21 from last survey

Favorable: **17%**

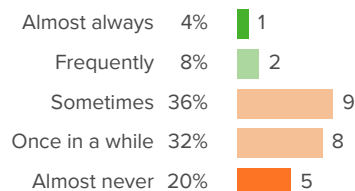
Q.5: Overall, how much do you learn about teaching from the leaders at your school?



▼ 14 from last survey

Favorable: **17%**

Q.6: How often do your professional development opportunities help you explore new ideas?

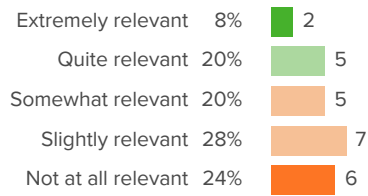


▼ 22 from last survey

Favorable: **12%**



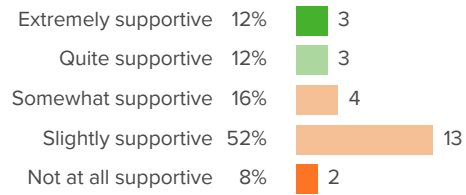
Q.7: How relevant have your professional development opportunities been to the content that you teach?



▼ 6 from last survey

Favorable: **28%**

Q.8: Overall, how supportive has the school been of your growth as a teacher?



▼ 17 from last survey

Favorable: **24%**



School Climate

Your average

40%

26 responses

Change

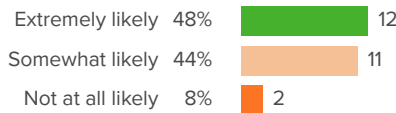
▼ **6**

since last survey

Client average: **45%** SSD of St. Louis (MO)

How did people respond?

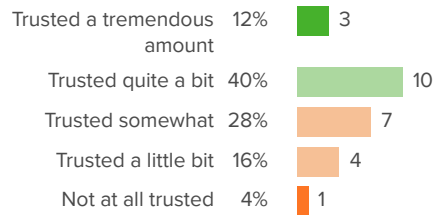
Q.1: How likely is it that you would recommend working for SSD to a family member or friend?



▼ 2 from last survey

Favorable: **48%**

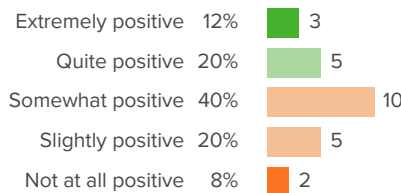
Q.2: To what extent are staff trusted to work in the way they think is best?



▼ 5 from last survey

Favorable: **52%**

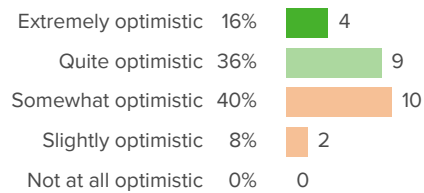
Q.3: How positive are the attitudes of your colleagues?



▼ 11 from last survey

Favorable: **32%**

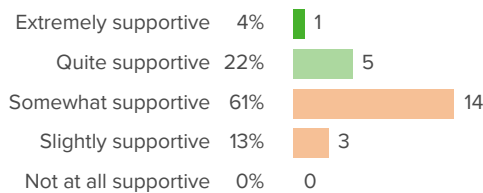
Q.4: How optimistic are you the future of Special School District?



▼ 3 from last survey

Favorable: **52%**

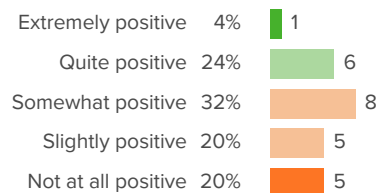
Q.5: When new initiatives are presented at your school, how supportive are your colleagues?



▼ 7 from last survey

Favorable: **26%**

Q.6: Overall, how positive is the working environment at your school/location?



▼ 9 from last survey

Favorable: **28%**



School Leadership

Your average

23%

26 responses

Change

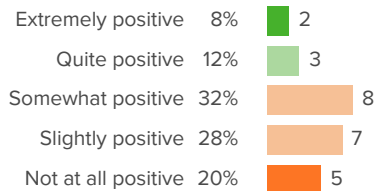
▼ 15

since last survey

Client average: **48%** SSD of St. Louis (MO)

How did people respond?

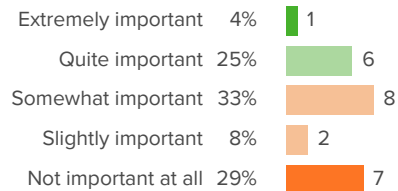
Q.1: How positive is the tone that school leaders set for the culture of the school?



▼ 32 from last survey

Favorable: **20%**

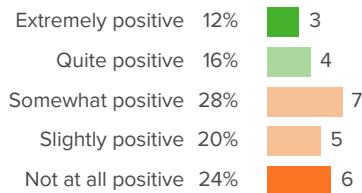
Q.2: For your school leaders, how important is teacher satisfaction?



▼ 19 from last survey

Favorable: **29%**

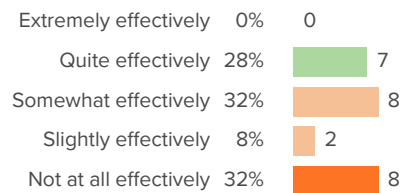
Q.3: Overall, how positive is the influence of the school leaders on the quality of your teaching?



▼ 11 from last survey

Favorable: **28%**

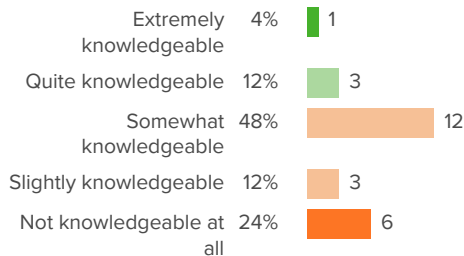
Q.4: How effectively do school leaders communicate important information to teachers?



▼ 10 from last survey

Favorable: **28%**

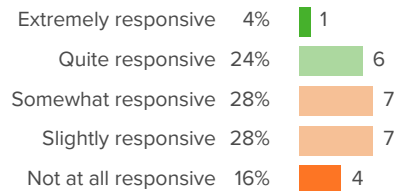
Q.5: How knowledgeable are your school leaders about what is going on in teachers' classrooms?



▼ 22 from last survey

Favorable: **16%**

Q.6: How responsive are school leaders to your feedback?

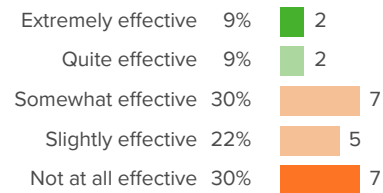


▲ 0 from last survey

Favorable: **28%**



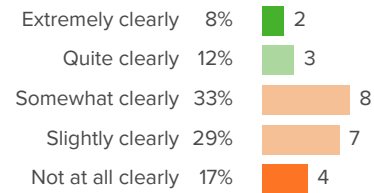
Q.7: How effective are the school leaders at developing rules for students that facilitate their learning?



▼ 14 from last survey

Favorable: **17%**

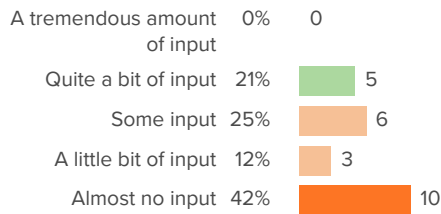
Q.8: How clearly do your school leaders identify their goals for teachers?



▼ 20 from last survey

Favorable: **21%**

Q.9: When the school makes important decisions, how much input do teachers have?



▼ 7 from last survey

Favorable: **21%**



Staff-Leadership Relationships

Your average

30%

26 responses

Change

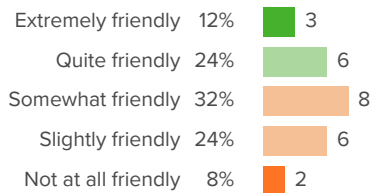
▼ 17

since last survey

Client average: **62%** SSD of St. Louis (MO)

How did people respond?

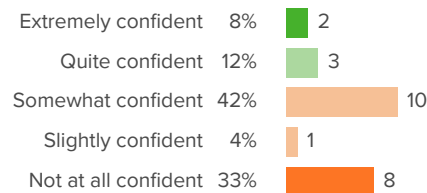
Q.1: How friendly are your school leaders toward you?



▼ 30 from last survey

Favorable: **36%**

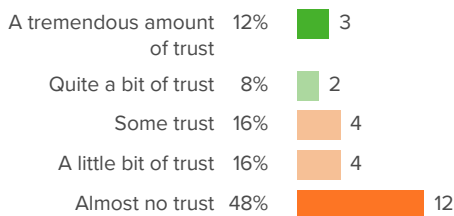
Q.2: How confident are you that your school leaders have the best interests of the school in mind?



▼ 20 from last survey

Favorable: **21%**

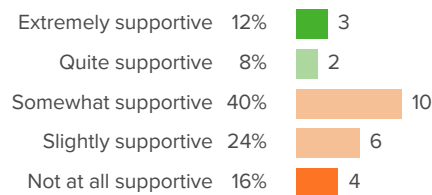
Q.3: How much trust exists between school leaders and faculty?



▼ 19 from last survey

Favorable: **20%**

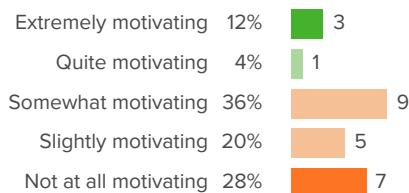
Q.4: When you face challenges at work, how supportive are your school leaders?



▼ 21 from last survey

Favorable: **20%**

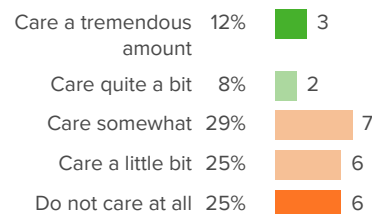
Q.5: At your school, how motivating do you find working with the leadership team?



▼ 20 from last survey

Favorable: **16%**

Q.6: How much do your school leaders care about you as an individual?

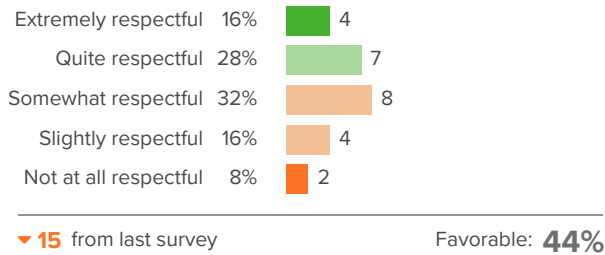


▼ 20 from last survey

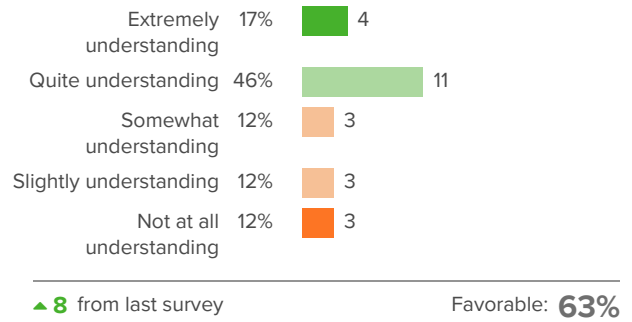
Favorable: **21%**



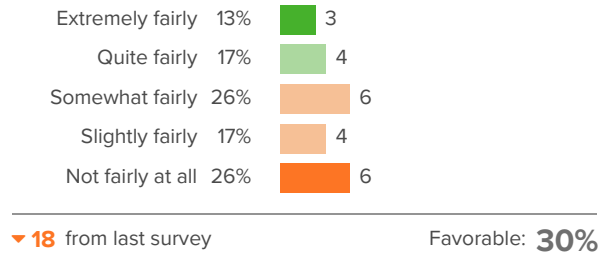
Q.7: How respectful are your school leaders towards you?



Q.8: When challenges arise in your personal life, how understanding are your school leaders?



Q.9: How fairly does the school leadership treat the faculty?





Well-being

Your average

48%

26 responses

Change

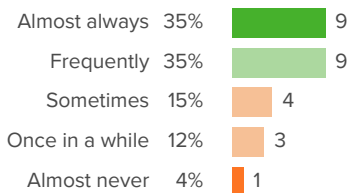
0

since last survey

Client average: **58%** SSD of St. Louis (MO)

How did people respond?

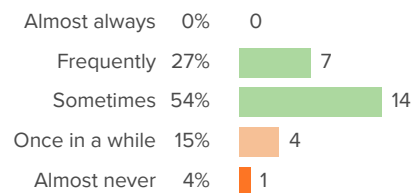
Q.1: During the past week, how often did you feel engaged at work?



▼ 11 from last survey

Favorable: **69%**

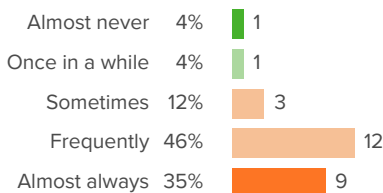
Q.2: During the past week, how often did you feel excited at work?



▲ 11 from last survey

Favorable: **81%**

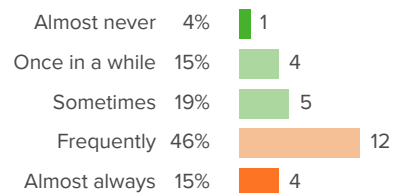
Q.3: During the past week, how often did you feel exhausted at work?



▲ 5 from last survey

Favorable: **8%**

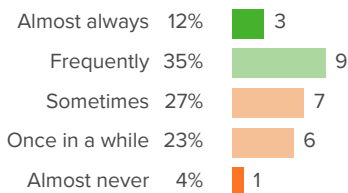
Q.4: During the past week, how often did you feel frustrated at work?



▼ 9 from last survey

Favorable: **38%**

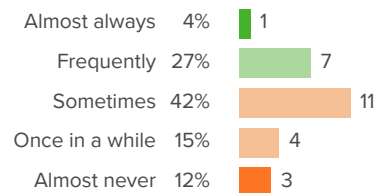
Q.5: During the past week, how often did you feel happy at work?



▲ 6 from last survey

Favorable: **46%**

Q.6: During the past week, how often did you feel hopeful at work?

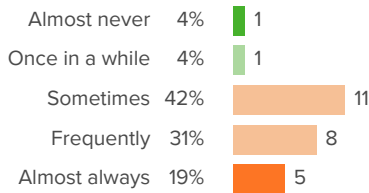


▼ 6 from last survey

Favorable: **31%**

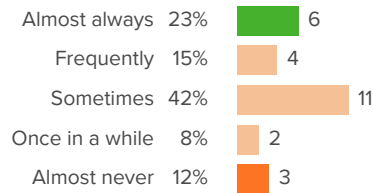


Q.7: During the past week, how often did you feel overwhelmed at work?



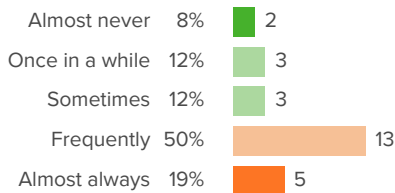
▼ 2 from last survey Favorable: **8%**

Q.8: During the past week, how often did you feel safe at work?



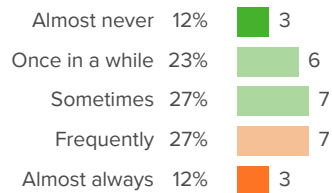
▲ 0 from last survey Favorable: **23%**

Q.9: During the past week, how often did you feel stressed out at work?



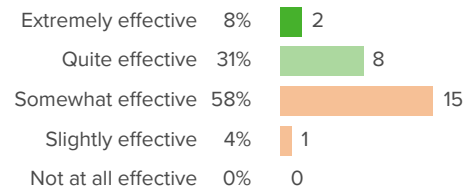
▼ 9 from last survey Favorable: **31%**

Q.10: During the past week, how often did you feel worried at work?



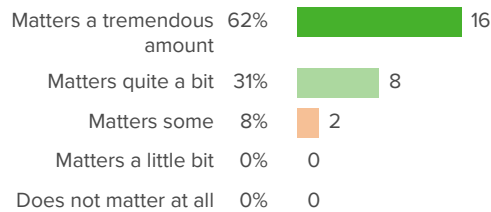
▲ 5 from last survey Favorable: **62%**

Q.11: How effective do you feel at your job right now?



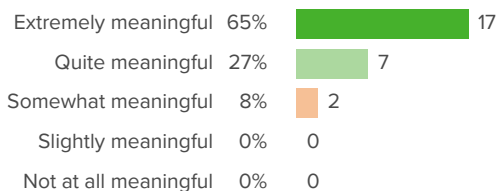
▲ 1 from last survey Favorable: **38%**

Q.12: How much does your work matter to you?



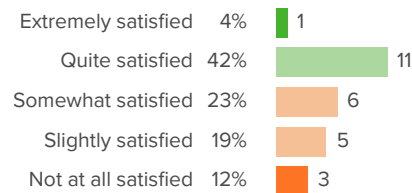
▼ 1 from last survey Favorable: **92%**

Q.13: How meaningful for you is the work that you do?



▲ 5 from last survey Favorable: **92%**

Q.14: Overall, how satisfied are you with your job right now?



▼ 4 from last survey Favorable: **46%**



Work environment

Your average

45%

26 responses

Change

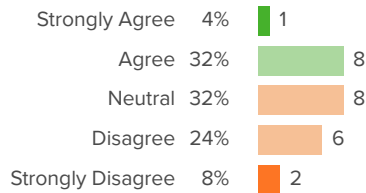
▼ 15

since last survey

Client average: **75%** SSD of St. Louis (MO)

How did people respond?

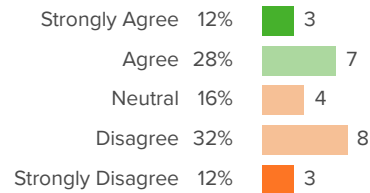
Q.1: I have the materials and resources to do my job effectively.



▼ 12 from last survey

Favorable: **36%**

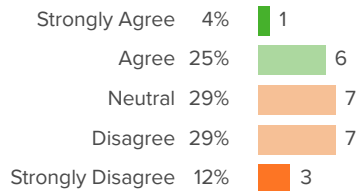
Q.2: My school/location is in good condition and well-maintained.



▼ 20 from last survey

Favorable: **40%**

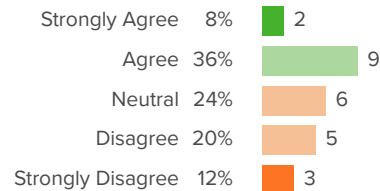
Q.3: I feel safe in my school/location.



▼ 19 from last survey

Favorable: **29%**

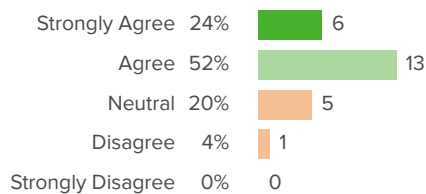
Q.4: I am aware of safety and security procedures at my school/location.



▼ 23 from last survey

Favorable: **44%**

Q.5: SSD provides opportunities to promote employee wellness (i.e., employee health and general well-being).



▼ 3 from last survey

Favorable: **76%**



Background Questions

How did people respond? _____



Q.1: Location

Affton School District	0%	0
Bayless School District	0%	0
Brentwood School District	0%	0
Clayton School District	0%	0
Ferguson-Florissant School District	0%	0
Hancock Place School District	0%	0
Hazelwood School District	0%	0
Jennings School District	0%	0
Kirkwood School District	0%	0
Ladue School District	0%	0
Lindbergh School District	0%	0
Maplewood-Richmond Heights School District	0%	0
Mehlville School District	0%	0
Normandy School District	96%	24
Parkway School District	0%	0
Pattonville School District	0%	0
Ritenour School District	0%	0
Riverview Gardens School District	0%	0
Rockwood School District	0%	0
University City School District	0%	0
Valley Park School District	0%	0
Webster Groves School District	0%	0
Ackerman School	0%	0
Bridges Program	0%	0
Central Office	0%	0
Distribution Center	0%	0
Juvenile Detention Center (JDC)	0%	0
Learning Center	0%	0
Learning Center - Professional Learning	4%	1
Learning Center - ABA	0%	0
Litzsinger School	0%	0
Neuwoehner High School	0%	0

Q.2: Job type

Teacher - SSD school, site, or program	12%	3
Teacher - Partner district	44%	11
Related/Student Services (OT/PT, SLP, Social Work, Health Services, Student Records, Aug Comm, Diagnostics)	36%	9
Other	8%	2



Normandy School District

"Spring 2024 2023-24 SSD Employee Engagement and Climate Survey , Teacher Survey"



North Tech High School	0%	0
Northview High School	0%	0
South Tech High School	0%	0
Southview School	0%	0
Vocational Skills Program (VSP)	0%	0