



Amended SCHOOL DISTRICT BUDGET 2023 – 2024

Coeur d'Alene Charter Academy

Name of School District/Charter School
491

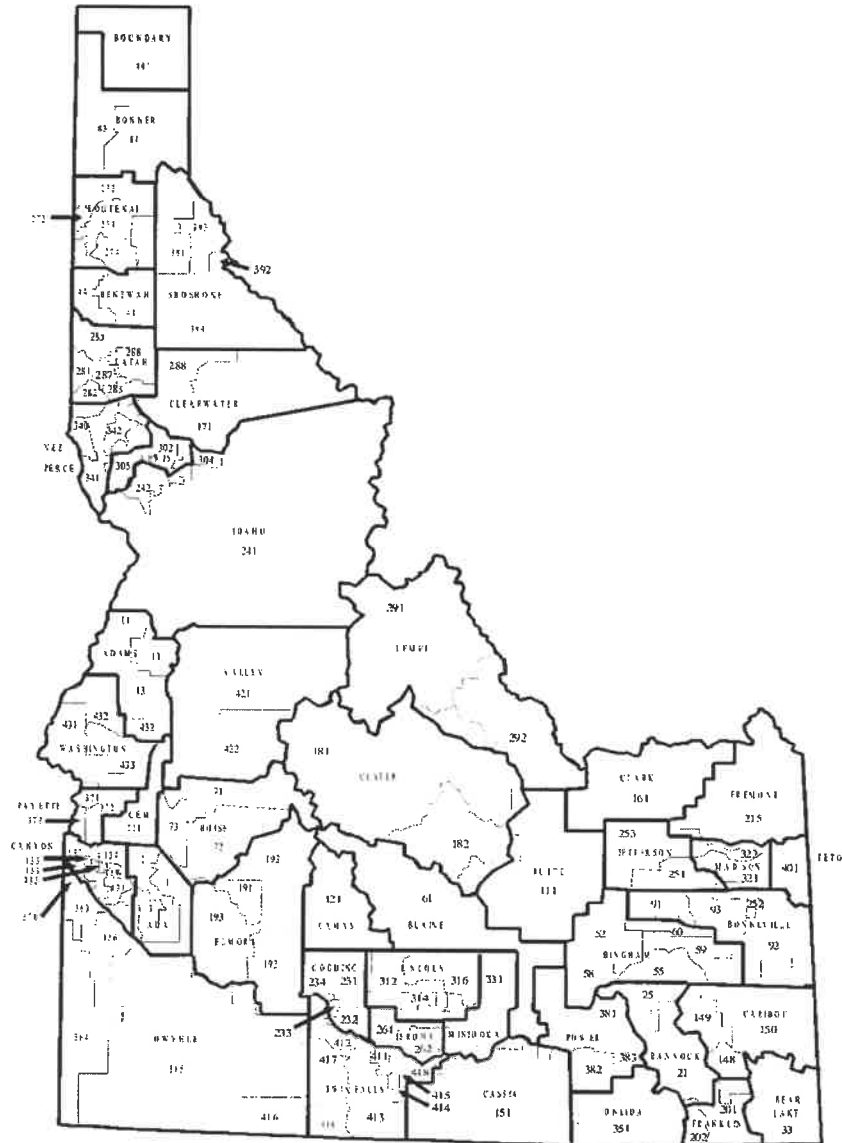
Organization Number
Kootenai

County

Debbie Critchfield

DEPARTMENT OF EDUCATION

**P.O. BOX 83720
BOISE, 83720-0027**



CODE	CONTENTS	BUDGET INCLUDED*
GENERAL FUND		
100	General M & O	x
SPECIAL REVENUE FUNDS		
220	Forest Reserve Fund	
230-239	Special Project (Local)	x
240-249	Special Project (State)	x
250-289	Special Project (Federal)	x
290	Child Nutrition Fund	
DEBT SERVICE FUNDS		
310	Bond Redemption & Interest Fund	
CAPITAL PROJECT FUNDS		
410	Capital Construction Project Fund	x
420	Plant Facilities Fund	x
430	Plant Facilities - School Bldg Main - Student Occu	
ENTERPRISE FUNDS		
510	Enterprise Fund	
INTERNAL SERVICE FUNDS		
610	Internal Service Fund	
710/720	Trust Funds	x


* Indicate with an asterisk which reports are included in this document.


2023 - 2024 SCHOOL BUDGET

This document represents the Board of Trustees' estimate of revenues, proposed expenditures and the fund balances of available school funds for the 2023 - 2024 fiscal year. The planning, preparation and presentation of the budget has been directed by the Board of Trustees and the use of these resources will enable the school district to accomplish its goals and objectives for the school year.

In compliance with Section 33-801, Idaho Code, and the policy of the State Superintendent of Public Instruction, this document has been presented at a public hearing in the school district on June 17, 2024 and the Board of Trustees formally adopted this budget on June 17, 2024.

SIGNED:


 SUPERINTENDENT/CHARTER SCHOOL ADMINISTRATOR
 Angela Durick
 CONTACT PERSON (PLEASE PRINT)
 adurick@cdacharter.org
 EMAIL ADDRESS
 208-676-1667
 PHONE NUMBER


 CHAIRPERSON OF THE BOARD
 Coeur d'Alene Charter Academy
 SCHOOL DISTRICT/CHARTER NAME
 6/17/2024
 DATE
 Copy on file in the Office of the Superintendent of Public Instruction

**SUMMARY STATEMENT 2023 - 2024 SCHOOL BUDGET
ALL FUNDS
COEUR D'ALENE CHARTER ACADEMY**

GENERAL M & O FUND

ALL OTHER FUNDS

Budget Line	REVENUES	Prior Year	Prior Year	Current	Amended	Prior Year	Prior Year	Current	Amended
		Actual 2021-2022	Actual 2022-2023	Budget 2023-2024	Budget 2023-2024	Actual 2021-2022	Actual 2022-2023	Budget 2023-2024	Budget 2023-2024
#01	Beginning Balances	1,638,723CR	1,795,426CR	1,245,291CR	1,894,502CR	256,239CR	267,013CR	566,200CR	600,352CR
#39	Local Revenue	228,259CR	344,745CR	214,500CR	358,674CR	307,281CR	192,448CR	158,008CR	134,508CR
#41	County Revenue	4,705,036CR	0	0	0	0	0	0	0
#55	State Revenue	0	4,836,307CR	5,528,333CR	5,559,790CR	128,494CR	83,390CR	397,082CR	122,923CR
#68	Federal Revenue	0	0	0	0	280,119CR	40,256CR	207,297CR	194,298CR
#72	Other Sources	0	0	0	0	0	0	0	0
#76	Transfers	8,291CR	2,772CR	346,676CR	346,676CR	101,040CR	58,810CR	1,569,433CR	1,569,433CR
	TOTALS ***	6,580,309CR	6,979,250CR	7,334,800CR	8,159,642CR	1,073,173CR	641,917CR	2,898,020CR	2,621,514CR

GENERAL M & O FUND

ALL OTHER FUNDS

Budget Line	OBJ #	EXPENDITURES	Prior Year	Prior Year	Current	Amended	Prior Year	Prior Year	Current	Amended
			Actual 2021-2022	Actual 2022-2023	Budget 2023-2024	Budget 2023-2024	Actual 2021-2022	Actual 2022-2023	Budget 2023-2024	Budget 2023-2024
#60	100	Salaries	2,831,565	2,101,785	3,330,848	3,330,848	221,318	20,822	159,208	121,479
#60	200	Benefits	1,225,127	973,760	1,470,156	1,470,156	41,611	7,399	39,792	72,805
#60	300	Purchased Services	232,960	180,625	271,670	298,670	218,581	178,816	441,350	441,810
#60	400	Supplies & Materials	130,884	123,141	166,500	166,500	35,971	65,901	139,666	134,233
#60	500	Capital Outlay	10,000	32,162	24,000	24,000	292,661	153,095	1,771,328	1,787,828
#60	600	Debt Retirement	237,226	180,181	232,193	232,193	0	0	0	0
#60	700	Insurance & Judgments	16,083	21,036	20,000	20,000	0	0	0	0
#60	800	Transfers	101,040	58,810	1,569,433	1,569,433	8,291	2,722	346,676	346,676
#62		Contingency Reserve	0	0	250,000	250,000	0	0	0	0
#73		Unappropriated Balances	1,795,424	3,307,750	0	797,842	254,740	213,162	0	283,317CR
		TOTALS ***	6,580,309	6,979,250	7,334,800	8,159,642	1,073,173	641,917	2,898,020	2,621,514

* All transfers-in and transfers-out should net to zero.

*** RETURN THIS PAGE TO THE STATE DEPARTMENT OF EDUCATION ***

SUMMARY STATEMENT 2023 - 2024 SCHOOL BUDGET
ALL FUNDS
DIST#: 491
COEUR D'ALENE CHARTER ACADEMY

GENERAL M & O FUND ALL OTHER FUNDS TOTAL FUNDS

Budget Line	REVENUES	Amended Budget 2023-2024	Amended Budget 2023-2024	Amended Budget 2023-2024
#01	Beginning Balances	1,894,502CR	600,352CR	2,494,854CR
#39	Local Revenue	358,674CR	134,508CR	493,182CR
#41	County Revenue	0	0	0
#55	State Revenue	5,559,790CR	122,923CR	5,682,713CR
#68	Federal Revenue	0	194,298CR	194,298CR
#72	Other Sources	0	0	0
#76	Transfers	346,676CR	1,569,433CR	1,916,109CR
	TOTALS ***	8,159,642CR	2,621,514CR	10,781,156CR

GENERAL M & O FUND ALL OTHER FUNDS TOTAL FUNDS

Budget Line	OBJ #	EXPENDITURES	Amended Budget 2023-2024	Amended Budget 2023-2024	Amended Budget 2023-2024
#63	100	Salaries	3,330,848	121,479	3,452,327
#63	200	Benefits	1,470,156	72,805	1,542,961
#63	300	Purchased Services	298,670	441,810	740,480
#63	400	Supplies & Materials	166,500	134,233	300,733
#63	500	Capital Outlay	24,000	1,787,828	1,811,828
#63	600	Debt Retirement	232,193	0	232,193
#63	700	Insurance & Judgments	20,000	0	20,000
#63	800	Transfers	1,569,433	346,676	1,916,109
#66		Contingency Reserve	250,000	0	250,000
#79		Unappropriated Balances	797,842	283,317CR	514,525
		TOTALS ***	8,159,642	2,621,514	10,781,156

* All transfers-in and transfers-out should net to zero.
** Contingency Reserve can not exceed 5% of the General Fund **
*** RETURN THIS PAGE TO THE STATE DEPARTMENT OF EDUCATION ***

**2023 - 2024 BUDGET WORKSHEETS
ESTIMATING M & O STATE SUPPORT REVENUE**

District/Charter Name: Coeur d'Alene Charter Academy

District/Charter Number: 491

- 1. Best 28 Weeks Support Units 37.10
- 2. State Distribution Factor - Per Unit - 2023-2024 \$ 41,391 *
- 3. Discretionary (line 1 x line 2) \$ 1,535,606

4. Salary Apportionment: Midterm Support Units 37.10
(From SBA Template)

Administrative Index	Average Instructional Salary	Average Pupil Services Salary
1.86643	\$63,258.91	\$41,118.00

Total SBA plus Allowances from SBA Template
\$3,257,977

Rev Code

- 5. Estimated Base Support (line 3 + line 4) \$4,793,583 431100
- 6. Benefit Apportionment \$690,909 431800
- 7. Border Contracts \$0 431500
- 8. Exceptional Child Support (not common) \$0 431400
- 9. Tuition Equivalency \$0 431600
- 10. Transportation Allowance \$0 431200
- 11. Prior Year Adjustments (not common) \$0
- 12. **Total Estimated State Support** **\$5,484,492**
(lines 5+6+7+8+9+10+11)

Revenue in Lieu of Taxes:
(n/a for Charter Schools)

- 13. Agricultural Equipment Tax Replacement Money \$0
- 14. Personal Property Tax Replacement Money \$0
- 15. Other Tax Replacement Money \$0
- 16. **Total Revenue in Lieu of Taxes** **\$0** 438000

RETURN THIS PAGE TO PUBLIC SCHOOL FINANCE, STATE DEPARTMENT OF EDUCATION

* Of this amount, \$21,854 per support unit is to be used to offset the cost of health, vision, and dental benefits or insurance offered to school employees and \$19,537 per support unit is to be used as discretionary (HB797, 2022 Legislative Session).

**BUDGET
REVENUES**
July 1, 2023 - June 30, 2024

Line	Code	REVENUES Item	Current Year Budget	Amended Budget		Line	Code	REVENUES Item	Current Year Budget	Amended Budget	
				Line Amounts	Totals					Line Amounts	Totals
1	320000	Estimated Fund Balance	1,245,291CR	1,894,502CR		40	429000	Other County			
2		as of July 1	1,245,291CR	*****	1,894,502CR	41	420000	TOTAL COUNTY **	0	*****	0
3	411100	Taxes-General M & O				42					
4	411200	Taxes-Supplemental				43	431100	Base Support Program	4,793,583CR	4,825,040CR	
5	411300	Taxes-Emergency				44	431200	Transportation Support			
6	411400	Taxes-Tort				45	431400	Except Child/SED Support			
7	411500	Taxes-Cooperative				46	431500	Border Tuition Support			
8	411600	Taxes-Tuition				47	431600	Tuition Equivalency			
9	411700	Taxes-Migrant				48	431800	Benefit Apportionment	690,909CR	690,909CR	
10	411900	Taxes-Other				49	431900	Other State Support	43,841CR	43,841CR	
11	412100	Taxes-Plant Facility				50	432100	Driver Education Prog.			
12	412500	Taxes-Bond & Interest				51	432400	Professional Technical Prog			
13		TOTAL TAXES **	0	*****	0	52	437000	Lottery/Additional State Maint			
14	413000	Penalty: Delinquent Taxes				53	438000	Rev in Lieu off/Ag Equip Tax			
15						54	439000	Other State Revenue			
16	414100	Tuition - Individuals				55					
17	414200	Tuition-Districts in Idaho				56	430000	TOTAL STATE **	5,528,333CR	*****	5,559,790CR
18	414300	Tuition-Out of State Districts				57					
19						58	442000	Indirect Unrestricted Fed.			
20	415000	Earnings on Investments	20,000CR	164,174CR		59	443000	Direct Restricted Fed.			
21						60	445100	Title I - ESEA			
22	416100	School Food Service				61	445200	Title VI, ESEA-Innovative Pr			
23	416200	Meal Sales: Non-Reimb.				62	445300	Perkins III-Voc Tech Act			
24	416900	Other Food Sales	64,000CR	64,000CR		63	445400	Adult Education			
25						64	445500	Child Nutrition Reimb.			
26	417100	Admissions/Activities				65	445600	Title VI-B			
27	417200	Bookstore Sales				66	445900	Other Indirect Fed. Prog.			
28	417300	Clubs, Org. Dues, Etc.				67	448200	Impact Aid - P.L. 874			
29	417400	School Fees & Charges	60,000CR	60,000CR		68	440000	TOTAL FEDERAL **	0	*****	0
30	417900	Other Student Revenues				69					
31						70	451000	Proceeds: Bonds,Capital Leases			
32	418100	Community Service				71	453000	Sale of Fixed Assets			
33						72	450000	TOTAL OTHER **	0	*****	0
34	419100	Rentals				73					
35	419200	Contributions/Donations	70,500CR	70,500CR		74		TOTAL REVENUES **	5,742,833CR	*****	5,918,464CR
36	419300	Transportaion Fees				75					
37	419900	Other Local				76	460000	TRANSFERS IN	346,676CR	346,676CR	
38		TOTAL OTHER LOCAL **	214,500CR	*****	358,674CR	77					
39	410000	TOTAL LOCAL ** (Line 13 + 38)	214,500CR	*****	358,674CR	78	400000	BAL.+ REVENUE + TRANS. (Lines 1 + 74 + 76)	7,334,800CR	*****	8,159,642CR

**BUDGET
EXPENDITURES**
July 1, 2023 - June 30, 2024

Line	Code	EXPENDITURES Functions/Programs	Current Year Budget	Amended Budget	100 Salaries	200 Benefits	300 Purchased Services	400 Supplies Materials	500 Capital Objects	600 Debt Retirement	700 Insurance- Judgment	800 Transfers
40	691	Other Support Services Prog.										
41												
42	600	TOTAL SUPPORT SERV.**	1,652,583	1,694,583	894,339	448,474	255,770	54,000	15,000	7,000	20,000	0
43												
44	710	Child Nutrition Program										
45	720	Community Services Program										
46	730	Enterprise Operations	64,000	64,000				64,000				
47	740	Student Activity Program										
48	700	TOTAL NON-INSTRUCTION**	64,000	64,000	0	0	0	64,000	0	0	0	0
49												
50	810	Capital Assets-Student Occ										
51	811	Capital Assets-Non Student Occ										
52	800	TOTAL CAPITAL ASSETS PROG**	0	0	0	0	0	0	0	0	0	0
53												
54	911	Debt Services Prog.-Princ.	192,193	192,193								
55	912	Debt Services Prog.-Int.	33,000	33,000						192,193		
56	913	Debt Serv Prog-Refnded Debt								33,000		
57	920	Transfers Out	1,569,433	1,569,433								1,569,433
58												
59	900	TOTAL OTHER SERVICES **	1,794,626	1,794,626	0	0	0	0	0	225,193	0	1,569,433
60												
61		TOTAL EXPENDITURES ** (Lines 14+42+48+52+59) **	7,084,800	7,111,800	3,330,848	1,470,156	298,670	166,500	24,000	232,193	20,000	1,569,433
62												
63	950	Contingency Reserve (5% of Line 61)	250,000	250,000								
64												
65		TOTAL APPROPRIATION (Line 61 + Line 63)	7,334,800	7,361,800								
66												
67		BUDGET SUMMARY										
68												
69		Beginning Fund Balance	1,245,291CR	1,894,502CR								
70		Revenues + Transfers In	6,089,509CR	6,265,140CR								
71		TOTAL REVENUE (69 + 70)	7,334,800CR	8,159,642CR								
72												
73		Total Appropriation	7,334,800	7,361,800								
74		Unappropriated Balance		797,842								
75		TOTAL APPROPRIATION (73+74)	7,334,800	8,159,642								

BUDGET SUMMARY

The total on line 71 must equal the total on line 75

**BUDGET
REVENUES**
July 1, 2023 - June 30, 2024

Line	Code	REVENUES Item	Current Year Budget	Amended Budget		Line	Code	REVENUES Item	Current Year Budget	Amended Budget	
				Line Amounts	Totals					Line Amounts	Totals
1	320000	Estimated Fund Balance	170,672CR	*****		40	429000	Other County			
2		as of July 1	170,672CR	*****	0	41	420000	TOTAL COUNTY **	0	*****	0
3	411100	Taxes-General M & O				42					
4	411200	Taxes-Supplemental				43	431100	Base Support Program			
5	411300	Taxes-Emergency				44	431200	Transportation Support			
6	411400	Taxes-Tort				45	431400	Except Child/SED Support			
7	411500	Taxes-Cooperative				46	431500	Border Tuition Support			
8	411600	Taxes-Tuition				47	431600	Tuition Equivalency			
9	411700	Taxes-Migrant				48	431800	Benefit Apportionment			
10	411900	Taxes-Other				49	431900	Other State Support			
11	412100	Taxes-Plant Facility				50	432100	Driver Education Prog.			
12	412500	Taxes-Bond & Interest				51	432400	Professional Technical Prog			
13		TOTAL TAXES **	0	*****	0	52	437000	Lottery/Additional State Maint			
14	413000	Penalty: Delinquent Taxes				53	438000	Rev in Lieu of/Ag Equip Tax			
15						54	439000	Other State Revenue			
16	414100	Tuition - Individuals				55					
17	414200	Tuition-Districts in Idaho				56	430000	TOTAL STATE **	0	*****	0
18	414300	Tuition-Out of State Districts				57					
19						58	442000	Indirect Unrestricted Fed.			
20	415000	Earnings on Investments				59	443000	Direct Restricted Fed.			
21						60	445100	Title I - ESEA			
22	416100	School Food Service				61	445200	Title VI, ESEA-Innovative Pr			
23	416200	Meal Sales: Non-Reimb.				62	445300	Perkins III-Voc Tech Act			
24	416900	Other Food Sales				63	445400	Adult Education			
25						64	445500	Child Nutrition Reimb.			
26	417100	Admissions/Activities				65	445600	Title VI-B			
27	417200	Bookstore Sales				66	445900	Other Indirect Fed. Prog.			
28	417300	Clubs, Org. Dues, Etc.				67	448200	Impact Aid - P.L. 874			
29	417400	School Fees & Charges				68	440000	TOTAL FEDERAL **	0	*****	0
30	417900	Other Student Revenues				69					
31						70	451000	Proceeds: Bonds, Capital Leases			
32	418100	Community Service				71	453000	Sale of Fixed Assets			
33						72	450000	TOTAL OTHER **	0	*****	0
34	419100	Rentals				73					
35	419200	Contributions/Donations				74		TOTAL REVENUES **	0	*****	0
36	419300	Transportaion Fees				75					
37	419900	Other Local				76	460000	TRANSFERS IN			
38		TOTAL OTHER LOCAL **	0	*****	0	77					
39	410000	TOTAL LOCAL ** (Line 13 + 38)	0	*****	0	78	400000	BAL. + REVENUE + TRANS. (Lines 1 + 74 + 76)	170,672CR	*****	0

**BUDGET
EXPENDITURES**
July 1, 2023 - June 30, 2024

Line	Code	EXPENDITURES Functions/Programs	Current Year Budget	Amended Budget	100 Salaries	200 Benefits	300 Purchased Services	400 Supplies Materials	500 Capital Objects	600 Debt Retirement	700 Insurance- Judgment	800 Transfers
40	691	Other Support Services Prog.										
41												
42	600	TOTAL SUPPORT SERV.**	0	0	0	0	0	0	0	0	0	0
43												
44	710	Child Nutrition Program										
45	720	Community Services Program										
46	730	Enterprise Operations										
47	740	Student Activity Program										
48	700	TOTAL NON-INSTRUCTION**	0	0	0	0	0	0	0	0	0	0
49												
50	810	Capital Assets-Student Occ										
51	811	Capital Assets-Non Student Occ										
52	800	TOTAL CAPITAL ASSETS PROG**	0	0	0	0	0	0	0	0	0	0
53												
54	911	Debt Services Prog.-Princ.										
55	912	Debt Services Prog.-Int.										
56	913	Debt Serv Prog-Refnded Debt										
57	920	Transfers Out										
58												
59	900	TOTAL OTHER SERVICES **	0	0	0	0	0	0	0	0	0	0
60												
61		TOTAL EXPENDITURES ** (Lines 14+42+48+52+59) **	170,672	170,672	0	0	170,672	0	0	0	0	0
62												
63	950	Contingency Reserve (5% of Line 61)										
64												
65		TOTAL APPROPRIATION (Line 61 + Line 63)	170,672	170,672								
66												
67		BUDGET SUMMARY										
68												
69		Beginning Fund Balance	170,672CR									
70		Revenues + Transfers In										
71		TOTAL REVENUE (69 + 70)	170,672CR	0								
72												
73		Total Appropriation	170,672	170,672								
74		Unappropriated Balance		170,672CR								
75		TOTAL APPROPRIATION (73+74)	170,672	0								

BUDGET SUMMARY

The total on line 71 must equal the total on line 75

**BUDGET
REVENUES**
July 1, 2023 - June 30, 2024

Line	Code	REVENUES Item	Current Year Budget	Amended Budget		Line	Code	REVENUES Item	Current Year Budget	Amended Budget	
				Line Amounts	Totals					Line Amounts	Totals
1	320000	Estimated Fund Balance	64,227CR	71,408CR		40	429000	Other County			
2		as of July 1	64,227CR	*****	71,408CR	41	420000	TOTAL COUNTY **	0	*****	0
3	411100	Taxes-General M & O				42					
4	411200	Taxes-Supplemental				43	431100	Base Support Program			
5	411300	Taxes-Emergency				44	431200	Transportation Support			
6	411400	Taxes-Tort				45	431400	Except Child/SED Support			
7	411500	Taxes-Cooperative				46	431500	Border Tuition Support			
8	411600	Taxes-Tuition				47	431600	Tuition Equivalency			
9	411700	Taxes-Migrant				48	431800	Benefit Apportionment			
10	411900	Taxes-Other				49	431900	Other State Support	67,723CR	67,723CR	
11	412100	Taxes-Plant Facility				50	432100	Driver Education Prog.			
12	412500	Taxes-Bond & Interest				51	432400	Professional Technical Prog			
13		TOTAL TAXES **	0	*****	0	52	437000	Lottery/Additional State Maint			
14	413000	Penalty: Delinquent Taxes				53	438000	Rev in Lieu off/Ag Equip Tax			
15						54	439000	Other State Revenue			
16	414100	Tuition - Individuals				55					
17	414200	Tuition-Districts in Idaho				56	430000	TOTAL STATE **	67,723CR	*****	67,723CR
18	414300	Tuition-Out of State Districts				57					
19						58	442000	Indirect Unrestricted Fed.			
20	415000	Earnings on Investments				59	443000	Direct Restricted Fed.			
21						60	445100	Title I - ESEA			
22	416100	School Food Service				61	445200	Title VI, ESEA-Innovative Pr			
23	416200	Meal Sales: Non-Reimb.				62	445300	Perkins III-Voc Tech Act			
24	416900	Other Food Sales				63	445400	Adult Education			
25						64	445500	Child Nutrition Reimb.			
26	417100	Admissions/Activities				65	445600	Title VI-B			
27	417200	Bookstore Sales				66	445900	Other Indirect Fed. Prog.			
28	417300	Clubs, Org. Dues, Etc.				67	448200	Impact Aid - P.L. 874			
29	417400	School Fees & Charges				68	440000	TOTAL FEDERAL **	0	*****	0
30	417900	Other Student Revenues				69					
31						70	451000	Proceeds: Bonds,Capital Leases			
32	418100	Community Service				71	453000	Sale of Fixed Assets			
33						72	450000	TOTAL OTHER **	0	*****	0
34	419100	Rentals				73					
35	419200	Contributions/Donations				74		TOTAL REVENUES **	67,723CR	*****	67,723CR
36	419300	Transportaion Fees				75					
37	419900	Other Local				76	460000	TRANSFERS IN			
38		TOTAL OTHER LOCAL **	0	*****	0	77					
39	410000	TOTAL LOCAL ** (Line 13 + 38)	0	*****	0	78	400000	BAL.+ REVENUE + TRANS. (Lines 1 + 74 + 76)	131,950CR	*****	139,131CR

**BUDGET
EXPENDITURES**
July 1, 2023 - June 30, 2024

Line	Code	EXPENDITURES Functions/Programs	Current Year Budget	Amended Budget	100 Salaries	200 Benefits	300 Purchased Services	400 Supplies Materials	500 Capital Objects	600 Debt Retirement	700 Insurance- Judgment	800 Transfers
40	691	Other Support Services Prog.										
41												
42	600	TOTAL SUPPORT SERV.**	40,000	40,000	0	0	20,000	10,000	10,000	0	0	0
43												
44	710	Child Nutrition Program										
45	720	Community Services Program										
46	730	Enterprise Operations										
47	740	Student Activity Program										
48	700	TOTAL NON-INSTRUCTION**	0	0	0	0	0	0	0	0	0	0
49												
50	810	Capital Assets-Student Occ										
51	811	Capital Assets-Non Student Occ										
52	800	TOTAL CAPITAL ASSETS PROG**	0	0	0	0	0	0	0	0	0	0
53												
54	911	Debt Services Prog.-Princ.										
55	912	Debt Services Prog.-Int.										
56	913	Debt Serv Prog-Refnded Debt										
57	920	Transfers Out										
58												
59	900	TOTAL OTHER SERVICES **	0	0	0	0	0	0	0	0	0	0
60												
61		TOTAL EXPENDITURES ** (Lines 14+42+48+52+59) **	131,950	131,950	0	0	20,000	10,000	101,950	0	0	0
62												
63	950	Contingency Reserve (5% of Line 61)										
64												
65		TOTAL APPROPRIATION (Line 61 + Line 63)	131,950	131,950								
66												
67		BUDGET SUMMARY										
68												
69		Beginning Fund Balance	64,227CR	71,408CR								
70		Revenues + Transfers In	67,723CR	67,723CR								
71		TOTAL REVENUE (69 + 70)	131,950CR	139,131CR								
72												
73		Total Appropriation	131,950	131,950								
74		Unappropriated Balance		7,181								
75		TOTAL APPROPRIATION (73+74)	131,950	139,131								

BUDGET SUMMARY

The total on line 71 must equal the total on line 75

**BUDGET
REVENUES**
July 1, 2023 - June 30, 2024

Line	Code	REVENUES Item	Current Year Budget	Amended Budget		Line	Code	REVENUES Item	Current Year Budget	Amended Budget	
				Line Amounts	Totals					Line Amounts	Totals
1	320000	Estimated Fund Balance	32,691CR	11,088CR		40	429000	Other County			
2		as of July 1	32,691CR	*****	11,088CR	41	420000	TOTAL COUNTY **	0	*****	0
3	411100	Taxes-General M & O				42					
4	411200	Taxes-Supplemental				43	431100	Base Support Program			
5	411300	Taxes-Emergency				44	431200	Transportation Support			
6	411400	Taxes-Tort				45	431400	Except Child/SED Support			
7	411500	Taxes-Cooperative				46	431500	Border Tuition Support			
8	411600	Taxes-Tuition				47	431600	Tuition Equivalency			
9	411700	Taxes-Migrant				48	431800	Benefit Apportionment			
10	411900	Taxes-Other				49	431900	Other State Support	8,973CR	8,973CR	
11	412100	Taxes-Plant Facility				50	432100	Driver Education Prog.			
12	412500	Taxes-Bond & Interest				51	432400	Professional Technical Prog			
13		TOTAL TAXES **	0	*****	0	52	437000	Lottery/Additional State Maint			
14	413000	Penalty: Delinquent Taxes				53	438000	Rev in Lieu of/Ag Equip Tax			
15						54	439000	Other State Revenue			
16	414100	Tuition - Individuals				55					
17	414200	Tuition-Districts in Idaho				56	430000	TOTAL STATE **	8,973CR	*****	8,973CR
18	414300	Tuition-Out of State Districts				57					
19						58	442000	Indirect Unrestricted Fed.			
20	415000	Earnings on Investments				59	443000	Direct Restricted Fed.			
21						60	445100	Title I - ESEA			
22	416100	School Food Service				61	445200	Title VI, ESEA-Innovative Pr			
23	416200	Meal Sales: Non-Reimb.				62	445300	Perkins III-Voc Tech Act			
24	416900	Other Food Sales				63	445400	Adult Education			
25						64	445500	Child Nutrition Reimb.			
26	417100	Admissions/Activities				65	445600	Title VI-B			
27	417200	Bookstore Sales				66	445900	Other Indirect Fed. Prog.			
28	417300	Clubs, Org. Dues, Etc.				67	448200	Impact Aid - P.L. 874			
29	417400	School Fees & Charges				68	440000	TOTAL FEDERAL **	0	*****	0
30	417900	Other Student Revenues				69					
31						70	451000	Proceeds: Bonds,Capital Leases			
32	418100	Community Service				71	453000	Sale of Fixed Assets			
33						72	450000	TOTAL OTHER **	0	*****	0
34	419100	Rentals				73					
35	419200	Contributions/Donations				74		TOTAL REVENUES **	8,973CR	*****	8,973CR
36	419300	Transportaion Fees				75					
37	419900	Other Local				76	460000	TRANSFERS IN			
38		TOTAL OTHER LOCAL **	0	*****	0	77					
39	410000	TOTAL LOCAL ** (Line 13 + 38)	0	*****	0	78	400000	BAL.+ REVENUE + TRANS. (Lines 1 + 74 + 76)	41,664CR	*****	20,061CR

**BUDGET
EXPENDITURES**
July 1, 2023 - June 30, 2024

Line	Code	EXPENDITURES Functions/Programs	Current Year Budget	Amended Budget	100 Salaries	200 Benefits	300 Purchased Services	400 Supplies Materials	500 Capital Objects	600 Debt Retirement	700 Insurance- Judgment	800 Transfers
40	691	Other Support Services Prog.										
41												
42	600	TOTAL SUPPORT SERV.**	37,164	37,164	0	0	0	5,688	31,476	0	0	0
43												
44	710	Child Nutrition Program										
45	720	Community Services Program										
46	730	Enterprise Operations										
47	740	Student Activity Program										
48	700	TOTAL NON-INSTRUCTION**	0	0	0	0	0	0	0	0	0	0
49												
50	810	Capital Assets-Student Occ										
51	811	Capital Assets-Non Student Occ										
52	800	TOTAL CAPITAL ASSETS PROG**	0	0	0	0	0	0	0	0	0	0
53												
54	911	Debt Services Prog.-Princ.										
55	912	Debt Services Prog.-Int.										
56	913	Debt Serv Prog-Refnded Debt										
57	920	Transfers Out	4,500	4,500								4,500
58												
59	900	TOTAL OTHER SERVICES **	4,500	4,500	0	0	0	0	0	0	0	4,500
60												
61		TOTAL EXPENDITURES ** (Lines 14+42+48+52+59) **	41,664	41,664	0	0	0	5,688	31,476	0	0	4,500
62												
63	950	Contingency Reserve (5% of Line 61)										
64												
65		TOTAL APPROPRIATION (Line 61 + Line 63)	41,664	41,664								
66												
67		BUDGET SUMMARY										
68												
69		Beginning Fund Balance	32,691CR	11,088CR								
70		Revenues + Transfers In	8,973CR	8,973CR								
71		TOTAL REVENUE (69 + 70)	41,664CR	20,061CR								
72												
73		Total Appropriation	41,664	41,664								
74		Unappropriated Balance		21,603CR								
75		TOTAL APPROPRIATION (73+74)	41,664	20,061								

BUDGET SUMMARY

The total on line 71 must equal the total on line 75

**BUDGET
REVENUES**
July 1, 2023 - June 30, 2024

Line	Code	REVENUES Item	Current Year Budget	Amended Budget		Line	Code	REVENUES Item	Current Year Budget	Amended Budget	
				Line Amounts	Totals					Line Amounts	Totals
1	320000	Estimated Fund Balance		*****		40	429000	Other County			
2		as of July 1	0	*****	0	41	420000	TOTAL COUNTY **	0	*****	0
3	411100	Taxes-General M & O				42					
4	411200	Taxes-Supplemental				43	431100	Base Support Program			
5	411300	Taxes-Emergency				44	431200	Transportation Support			
6	411400	Taxes-Tort				45	431400	Except Child/SED Support			
7	411500	Taxes-Cooperative				46	431500	Border Tuition Support			
8	411600	Taxes-Tuition				47	431600	Tuition Equivalency			
9	411700	Taxes-Migrant				48	431800	Benefit Apportionment			
10	411900	Taxes-Other				49	431900	Other State Support			
11	412100	Taxes-Plant Facility				50	432100	Driver Education Prog.			
12	412500	Taxes-Bond & Interest				51	432400	Professional Technical Prog			
13		TOTAL TAXES **	0	*****	0	52	437000	Lottery/Additional State Maint			
14	413000	Penalty: Delinquent Taxes				53	438000	Rev in Lieu of/Ag Equip Tax			
15						54	439000	Other State Revenue			
16	414100	Tuition - Individuals				55					
17	414200	Tuition-Districts in Idaho				56	430000	TOTAL STATE **	0	*****	0
18	414300	Tuition-Out of State Districts				57					
19						58	442000	Indirect Unrestricted Fed.			
20	415000	Earnings on Investments				59	443000	Direct Restricted Fed.			
21						60	445100	Title I - ESEA			
22	416100	School Food Service				61	445200	Title VI, ESEA-Innovative Pr			
23	416200	Meal Sales: Non-Reimb.				62	445300	Perkins III-Voc Tech Act			
24	416900	Other Food Sales				63	445400	Adult Education			
25						64	445500	Child Nutrition Reimb.			
26	417100	Admissions/Activities				65	445600	Title VI-B			
27	417200	Bookstore Sales				66	445900	Other Indirect Fed. Prog.	127,844CR	114,845CR	
28	417300	Clubs, Org. Dues, Etc.				67	448200	Impact Aid - P.L. 874			
29	417400	School Fees & Charges				68	440000	TOTAL FEDERAL **	127,844CR	*****	114,845CR
30	417900	Other Student Revenues				69					
31						70	451000	Proceeds: Bonds,Capital Leases			
32	418100	Community Service				71	453000	Sale of Fixed Assets			
33						72	450000	TOTAL OTHER **	0	*****	0
34	419100	Rentals				73					
35	419200	Contributions/Donations				74		TOTAL REVENUES **	127,844CR	*****	114,845CR
36	419300	Transportaion Fees				75					
37	419900	Other Local				76	460000	TRANSFERS IN			
38		TOTAL OTHER LOCAL **	0	*****	0	77					
39	410000	TOTAL LOCAL ** (Line 13 + 38)	0	*****	0	78	400000	BAL.+ REVENUE + TRANS. (Lines 1 + 74 + 76)	127,844CR	*****	114,845CR

**BUDGET
EXPENDITURES**
July 1, 2023 - June 30, 2024

Line	Code	EXPENDITURES Functions/Programs	Current Year Budget	Amended Budget	100 Salaries	200 Benefits	300 Purchased Services	400 Supplies Materials	500 Capital Objects	600 Debt Retirement	700 Insurance- Judgment	800 Transfers
40	691	Other Support Services Prog.										
41												
42	600	TOTAL SUPPORT SERV.**	0	0	0	0	0	0	0	0	0	0
43												
44	710	Child Nutrition Program										
45	720	Community Services Program										
46	730	Enterprise Operations										
47	740	Student Activity Program										
48	700	TOTAL NON-INSTRUCTION**	0	0	0	0	0	0	0	0	0	0
49												
50	810	Capital Assets-Student Occ										
51	811	Capital Assets-Non Student Occ										
52	800	TOTAL CAPITAL ASSETS PROG**	0	0	0	0	0	0	0	0	0	0
53												
54	911	Debt Services Prog.-Princ.										
55	912	Debt Services Prog.-Int.										
56	913	Debt Serv Prog-Refnded Debt										
57	920	Transfers Out	5,810	5,810								5,810
58												
59	900	TOTAL OTHER SERVICES **	5,810	5,810	0	0	0	0	0	0	0	5,810
60												
61		TOTAL EXPENDITURES ** (Lines 14+42+48+52+59) **	127,844	118,060	68,471	42,085	0	1,694	0	0	0	5,810
62												
63	950	Contingency Reserve (5% of Line 61)										
64												
65		TOTAL APPROPRIATION (Line 61 + Line 63)	127,844	118,060								
66												
67		BUDGET SUMMARY										
68												
69		Beginning Fund Balance										
70		Revenues + Transfers In	127,844CR	114,845CR								
71		TOTAL REVENUE (69 + 70)	127,844CR	114,845CR								
72												
73		Total Appropriation	127,844	118,060								
74		Unappropriated Balance		3,215CR								
75		TOTAL APPROPRIATION (73+74)	127,844	114,845								

BUDGET SUMMARY

The total on line 71 must equal the total on line 75

**BUDGET
REVENUES**
July 1, 2023 - June 30, 2024

Line	Code	REVENUES Item	Current Year Budget	Amended Budget		Line	Code	REVENUES Item	Current Year Budget	Amended Budget	
				Line Amounts	Totals					Line Amounts	Totals
1	320000	Estimated Fund Balance		*****		40	429000	Other County			
2		as of July 1	0	*****	0	41	420000	TOTAL COUNTY **	0	*****	0
3	411100	Taxes-General M & O				42					
4	411200	Taxes-Supplemental				43	431100	Base Support Program			
5	411300	Taxes-Emergency				44	431200	Transportation Support			
6	411400	Taxes-Tort				45	431400	Except Child/SED Support			
7	411500	Taxes-Cooperative				46	431500	Border Tuition Support			
8	411600	Taxes-Tuition				47	431600	Tuition Equivalency			
9	411700	Taxes-Migrant				48	431800	Benefit Apportionment			
10	411900	Taxes-Other				49	431900	Other State Support		20,000CR	
11	412100	Taxes-Plant Facility				50	432100	Driver Education Prog.			
12	412500	Taxes-Bond & Interest				51	432400	Professional Technical Prog			
13		TOTAL TAXES **	0	*****	0	52	437000	Lottery/Additional State Maint			
14	413000	Penalty: Delinquent Taxes				53	438000	Rev in Lieu of/Ag Equip Tax			
15						54	439000	Other State Revenue			
16	414100	Tuition - Individuals				55					
17	414200	Tuition-Districts in Idaho				56	430000	TOTAL STATE **	0	*****	20,000CR
18	414300	Tuition-Out of State Districts				57					
19						58	442000	Indirect Unrestricted Fed.			
20	415000	Earnings on Investments				59	443000	Direct Restricted Fed.			
21						60	445100	Title I - ESEA			
22	416100	School Food Service				61	445200	Title VI, ESEA-Innovative Pr			
23	416200	Meal Sales: Non-Reimb.				62	445300	Perkins III-Voc Tech Act			
24	416900	Other Food Sales				63	445400	Adult Education			
25						64	445500	Child Nutrition Reimb.			
26	417100	Admissions/Activities				65	445600	Title VI-B			
27	417200	Bookstore Sales				66	445900	Other Indirect Fed. Prog.			
28	417300	Clubs, Org. Dues, Etc.				67	448200	Impact Aid - P.L. 874			
29	417400	School Fees & Charges				68	440000	TOTAL FEDERAL **	0	*****	0
30	417900	Other Student Revenues				69					
31						70	451000	Proceeds: Bonds,Capital Leases			
32	418100	Community Service				71	453000	Sale of Fixed Assets			
33						72	450000	TOTAL OTHER **	0	*****	0
34	419100	Rentals				73					
35	419200	Contributions/Donations				74		TOTAL REVENUES **	0	*****	20,000CR
36	419300	Transportaion Fees				75					
37	419900	Other Local				76	460000	TRANSFERS IN			
38		TOTAL OTHER LOCAL **	0	*****	0	77					
39	410000	TOTAL LOCAL ** (Line 13 + 38)	0	*****	0	78	400000	BAL.+ REVENUE + TRANS. (Lines 1 + 74 + 76)	0	*****	20,000CR

**BUDGET
EXPENDITURES**
July 1, 2023 - June 30, 2024

Line	Code	EXPENDITURES Functions/Programs	Current Year Budget	Amended Budget	100 Salaries	200 Benefits	300 Purchased Services	400 Supplies Materials	500 Capital Objects	600 Debt Retirement	700 Insurance- Judgment	800 Transfers
40	691	Other Support Services Prog.										
41												
42	600	TOTAL SUPPORT SERV.**	0	0	0	0	0	0	0	0	0	0
43												
44	710	Child Nutrition Program										
45	720	Community Services Program										
46	730	Enterprise Operations										
47	740	Student Activity Program										
48	700	TOTAL NON-INSTRUCTION**	0	0	0	0	0	0	0	0	0	0
49												
50	810	Capital Assets-Student Occ		20,000			3,500		16,500			
51	811	Capital Assets-Non Student Occ										
52	800	TOTAL CAPITAL ASSETS PROG**	0	20,000	0	0	3,500	0	16,500	0	0	0
53												
54	911	Debt Services Prog.-Princ.										
55	912	Debt Services Prog.-Int.										
56	913	Debt Serv Prog-Refnded Debt										
57	920	Transfers Out										
58												
59	900	TOTAL OTHER SERVICES **	0	0	0	0	0	0	0	0	0	0
60												
61		TOTAL EXPENDITURES ** (Lines 14+42+48+52+59) **	0	20,000	0	0	3,500	0	16,500	0	0	0
62												
63	950	Contingency Reserve (5% of Line 61)										
64												
65		TOTAL APPROPRIATION (Line 61 + Line 63)	0	20,000								
66												
67		BUDGET SUMMARY										
68												
69		Beginning Fund Balance										
70		Revenues + Transfers In		20,000CR								
71		TOTAL REVENUE (69 + 70)	0	20,000CR								
72												
73		Total Appropriation		20,000								
74		Unappropriated Balance										
75		TOTAL APPROPRIATION (73+74)	0	20,000								

BUDGET SUMMARY

The total on line 71 must equal the total on line 75

**BUDGET
REVENUES**
July 1, 2023 - June 30, 2024

Line	Code	REVENUES Item	Current Year Budget	Amended Budget		Line	Code	REVENUES Item	Current Year Budget	Amended Budget	
				Line Amounts	Totals					Line Amounts	Totals
1	320000	Estimated Fund Balance		*****		40	429000	Other County			
2		as of July 1	0	*****	0	41	420000	TOTAL COUNTY **	0	*****	0
3	411100	Taxes-General M & O				42					
4	411200	Taxes-Supplemental				43	431100	Base Support Program			
5	411300	Taxes-Emergency				44	431200	Transportation Support			
6	411400	Taxes-Tort				45	431400	Except Child/SED Support			
7	411500	Taxes-Cooperative				46	431500	Border Tuition Support			
8	411600	Taxes-Tuition				47	431600	Tuition Equivalency			
9	411700	Taxes-Migrant				48	431800	Benefit Apportionment			
10	411900	Taxes-Other				49	431900	Other State Support			
11	412100	Taxes-Plant Facility				50	432100	Driver Education Prog.			
12	412500	Taxes-Bond & Interest				51	432400	Professional Technical Prog			
13		TOTAL TAXES **	0	*****	0	52	437000	Lottery/Additional State Maint			
14	413000	Penalty: Delinquent Taxes				53	438000	Rev in Lieu of/Ag Equip Tax			
15						54	439000	Other State Revenue			
16	414100	Tuition - Individuals				55					
17	414200	Tuition-Districts in Idaho				56	430000	TOTAL STATE **	0	*****	0
18	414300	Tuition-Out of State Districts				57					
19						58	442000	Indirect Unrestricted Fed.			
20	415000	Earnings on Investments				59	443000	Direct Restricted Fed.			
21						60	445100	Title I - ESEA			
22	416100	School Food Service				61	445200	Title VI, ESEA-Innovative Pr			
23	416200	Meal Sales: Non-Reimb.				62	445300	Perkins III-Voc Tech Act			
24	416900	Other Food Sales				63	445400	Adult Education			
25						64	445500	Child Nutrition Reimb.			
26	417100	Admissions/Activities				65	445600	Title VI-B			
27	417200	Bookstore Sales				66	445900	Other Indirect Fed. Prog.			
28	417300	Clubs, Org. Dues, Etc.				67	448200	Impact Aid - P.L. 874			
29	417400	School Fees & Charges				68	440000	TOTAL FEDERAL **	0	*****	0
30	417900	Other Student Revenues				69					
31						70	451000	Proceeds: Bonds,Capital Leases			
32	418100	Community Service				71	453000	Sale of Fixed Assets			
33						72	450000	TOTAL OTHER **	0	*****	0
34	419100	Rentals				73					
35	419200	Contributions/Donations				74		TOTAL REVENUES **	0	*****	0
36	419300	Transportaion Fees				75					
37	419900	Other Local				76	460000	TRANSFERS IN			
38		TOTAL OTHER LOCAL **	0	*****	0	77					
39	410000	TOTAL LOCAL ** (Line 13 + 38)	0	*****	0	78	400000	BAL.+ REVENUE + TRANS. (Lines 1 + 74 + 76)	0	*****	0

**BUDGET
EXPENDITURES**
July 1, 2023 - June 30, 2024

Line	Code	EXPENDITURES Functions/Programs	Current Year Budget	Amended Budget	100 Salaries	200 Benefits	300 Purchased Services	400 Supplies Materials	500 Capital Objects	600 Debt Retirement	700 Insurance- Judgment	800 Transfers
40	691	Other Support Services Prog.										
41												
42	600	TOTAL SUPPORT SERV.**	0	0	0	0	0	0	0	0	0	0
43												
44	710	Child Nutrition Program										
45	720	Community Services Program										
46	730	Enterprise Operations										
47	740	Student Activity Program										
48	700	TOTAL NON-INSTRUCTION**	0	0	0	0	0	0	0	0	0	0
49												
50	810	Capital Assets-Student Occ										
51	811	Capital Assets-Non Student Occ										
52	800	TOTAL CAPITAL ASSETS PROG**	0	0	0	0	0	0	0	0	0	0
53												
54	911	Debt Services Prog.-Princ.										
55	912	Debt Services Prog.-Int.										
56	913	Debt Serv Prog-Refnded Debt										
57	920	Transfers Out										
58												
59	900	TOTAL OTHER SERVICES **	0	0	0	0	0	0	0	0	0	0
60												
61		TOTAL EXPENDITURES ** (Lines 14+42+48+52+59) **	0	0	0	0	0	0	0	0	0	0
62												
63	950	Contingency Reserve (5% of Line 61)										
64												
65		TOTAL APPROPRIATION (Line 61 + Line 63)	0	0								
66												
67		BUDGET SUMMARY										
68												
69		Beginning Fund Balance										
70		Revenues + Transfers In										
71		TOTAL REVENUE (69 + 70)	0	0								
72												
73		Total Appropriation										
74		Unappropriated Balance										
75		TOTAL APPROPRIATION (73+74)	0	0								

BUDGET SUMMARY

The total on line 71 must equal the total on line 75

**BUDGET
REVENUES**
July 1, 2023 - June 30, 2024

Line	Code	REVENUES Item	Current Year Budget	Amended Budget		Line	Code	REVENUES Item	Current Year Budget	Amended Budget	
				Line Amounts	Totals					Line Amounts	Totals
1	320000	Estimated Fund Balance		*****		40	429000	Other County			
2		as of July 1	0	*****	0	41	420000	TOTAL COUNTY **	0	*****	0
3	411100	Taxes-General M & O				42					
4	411200	Taxes-Supplemental				43	431100	Base Support Program			
5	411300	Taxes-Emergency				44	431200	Transportation Support			
6	411400	Taxes-Tort				45	431400	Except Child/SED Support			
7	411500	Taxes-Cooperative				46	431500	Border Tuition Support			
8	411600	Taxes-Tuition				47	431600	Tuition Equivalency			
9	411700	Taxes-Migrant				48	431800	Benefit Apportionment			
10	411900	Taxes-Other				49	431900	Other State Support			
11	412100	Taxes-Plant Facility				50	432100	Driver Education Prog.			
12	412500	Taxes-Bond & Interest				51	432400	Professional Technical Prog			
13		TOTAL TAXES **	0	*****	0	52	437000	Lottery/Additional State Maint			
14	413000	Penalty: Delinquent Taxes				53	438000	Rev in Lieu of/Ag Equip Tax			
15						54	439000	Other State Revenue			
16	414100	Tuition - Individuals				55					
17	414200	Tuition-Districts in Idaho				56	430000	TOTAL STATE **	0	*****	0
18	414300	Tuition-Out of State Districts				57					
19						58	442000	Indirect Unrestricted Fed.			
20	415000	Earnings on Investments				59	443000	Direct Restricted Fed.			
21						60	445100	Title I - ESEA			
22	416100	School Food Service				61	445200	Title VI, ESEA-Innovative Pr			
23	416200	Meal Sales: Non-Reimb.				62	445300	Perkins III-Voc Tech Act			
24	416900	Other Food Sales				63	445400	Adult Education			
25						64	445500	Child Nutrition Reimb.			
26	417100	Admissions/Activities				65	445600	Title VI-B	79,453CR	79,453CR	
27	417200	Bookstore Sales				66	445900	Other Indirect Fed. Prog.			
28	417300	Clubs, Org. Dues, Etc.				67	448200	Impact Aid - P.L. 874			
29	417400	School Fees & Charges				68	440000	TOTAL FEDERAL **	79,453CR	*****	79,453CR
30	417900	Other Student Revenues				69					
31						70	451000	Proceeds: Bonds,Capital Leases			
32	418100	Community Service				71	453000	Sale of Fixed Assets			
33						72	450000	TOTAL OTHER **	0	*****	0
34	419100	Rentals				73					
35	419200	Contributions/Donations				74		TOTAL REVENUES **	79,453CR	*****	79,453CR
36	419300	Transportaion Fees				75					
37	419900	Other Local				76	460000	TRANSFERS IN			
38		TOTAL OTHER LOCAL **	0	*****	0	77					
39	410000	TOTAL LOCAL ** (Line 13 + 38)	0	*****	0	78	400000	BAL.+ REVENUE + TRANS. (Lines 1 + 74 + 76)	79,453CR	*****	79,453CR

**BUDGET
EXPENDITURES**
July 1, 2023 - June 30, 2024

Line	Code	EXPENDITURES Functions/Programs	Current Year Budget	Amended Budget	100 Salaries	200 Benefits	300 Purchased Services	400 Supplies Materials	500 Capital Objects	600 Debt Retirement	700 Insurance- Judgment	800 Transfers
40	691	Other Support Services Prog.										
41												
42	600	TOTAL SUPPORT SERV.**	20,208	20,208	0	0	18,208	2,000	0	0	0	0
43												
44	710	Child Nutrition Program										
45	720	Community Services Program										
46	730	Enterprise Operations										
47	740	Student Activity Program										
48	700	TOTAL NON-INSTRUCTION**	0	0	0	0	0	0	0	0	0	0
49												
50	810	Capital Assets-Student Occ										
51	811	Capital Assets-Non Student Occ										
52	800	TOTAL CAPITAL ASSETS PROG**	0	0	0	0	0	0	0	0	0	0
53												
54	911	Debt Services Prog.-Princ.										
55	912	Debt Services Prog.-Int.										
56	913	Debt Serv Prog-Refnded Debt										
57	920	Transfers Out	3,611	3,611								3,611
58												
59	900	TOTAL OTHER SERVICES **	3,611	3,611	0	0	0	0	0	0	0	3,611
60												
61		TOTAL EXPENDITURES ** (Lines 14+42+48+52+59) **	79,454	79,454	34,708	14,469	18,208	8,458	0	0	0	3,611
62												
63	950	Contingency Reserve (5% of Line 61)										
64												
65		TOTAL APPROPRIATION (Line 61 + Line 63)	79,454	79,454								
66												
67		BUDGET SUMMARY										
68												
69		Beginning Fund Balance										
70		Revenues + Transfers In	79,453CR	79,453CR								
71		TOTAL REVENUE (69 + 70)	79,453CR	79,453CR								
72												
73		Total Appropriation	79,454	79,454								
74		Unappropriated Balance	1CR	1CR								
75		TOTAL APPROPRIATION (73+74)	79,453	79,453								

BUDGET SUMMARY

The total on line 71 must equal the total on line 75

**BUDGET
REVENUES**
July 1, 2023 - June 30, 2024

Line	Code	REVENUES Item	Current Year Budget	Amended Budget		Line	Code	REVENUES Item	Current Year Budget	Amended Budget	
				Line Amounts	Totals					Line Amounts	Totals
1	320000	Estimated Fund Balance		*****		40	429000	Other County			
2		as of July 1	0	*****	0	41	420000	TOTAL COUNTY **	0	*****	0
3	411100	Taxes-General M & O				42					
4	411200	Taxes-Supplemental				43	431100	Base Support Program			
5	411300	Taxes-Emergency				44	431200	Transportation Support			
6	411400	Taxes-Tort				45	431400	Except Child/SED Support			
7	411500	Taxes-Cooperative				46	431500	Border Tuition Support			
8	411600	Taxes-Tuition				47	431600	Tuition Equivalency			
9	411700	Taxes-Migrant				48	431800	Benefit Apportionment			
10	411900	Taxes-Other				49	431900	Other State Support			
11	412100	Taxes-Plant Facility				50	432100	Driver Education Prog.			
12	412500	Taxes-Bond & Interest				51	432400	Professional Technical Prog			
13		TOTAL TAXES **	0	*****	0	52	437000	Lottery/Additional State Maint			
14	413000	Penalty: Delinquent Taxes				53	438000	Rev in Lieu of/Ag Equip Tax			
15						54	439000	Other State Revenue			
16	414100	Tuition - Individuals				55					
17	414200	Tuition-Districts in Idaho				56	430000	TOTAL STATE **	0	*****	0
18	414300	Tuition-Out of State Districts				57					
19						58	442000	Indirect Unrestricted Fed.			
20	415000	Earnings on Investments				59	443000	Direct Restricted Fed.			
21						60	445100	Title I - ESEA			
22	416100	School Food Service				61	445200	Title VI, ESEA-Innovative Pr			
23	416200	Meal Sales: Non-Reimb.				62	445300	Perkins III-Voc Tech Act			
24	416900	Other Food Sales				63	445400	Adult Education			
25						64	445500	Child Nutrition Reimb.			
26	417100	Admissions/Activities				65	445600	Title VI-B			
27	417200	Bookstore Sales				66	445900	Other Indirect Fed. Prog.			
28	417300	Clubs, Org. Dues, Etc.				67	448200	Impact Aid - P.L. 874			
29	417400	School Fees & Charges				68	440000	TOTAL FEDERAL **	0	*****	0
30	417900	Other Student Revenues				69					
31						70	451000	Proceeds: Bonds,Capital Leases			
32	418100	Community Service				71	453000	Sale of Fixed Assets			
33						72	450000	TOTAL OTHER **	0	*****	0
34	419100	Rentals				73					
35	419200	Contributions/Donations				74		TOTAL REVENUES **	0	*****	0
36	419300	Transportaion Fees				75					
37	419900	Other Local				76	460000	TRANSFERS IN			
38		TOTAL OTHER LOCAL **	0	*****	0	77					
39	410000	TOTAL LOCAL ** (Line 13 + 38)	0	*****	0	78	400000	BAL.+ REVENUE + TRANS. (Lines 1 + 74 + 76)	0	*****	0

**BUDGET
EXPENDITURES**
July 1, 2023 - June 30, 2024

Line	Code	EXPENDITURES Functions/Programs	Current Year Budget	Amended Budget	100 Salaries	200 Benefits	300 Purchased Services	400 Supplies Materials	500 Capital Objects	600 Debt Retirement	700 Insurance- Judgment	800 Transfers
40	691	Other Support Services Prog.										
41												
42	600	TOTAL SUPPORT SERV.**	0	0	0	0	0	0	0	0	0	0
43												
44	710	Child Nutrition Program										
45	720	Community Services Program										
46	730	Enterprise Operations										
47	740	Student Activity Program										
48	700	TOTAL NON-INSTRUCTION**	0	0	0	0	0	0	0	0	0	0
49												
50	810	Capital Assets-Student Occ										
51	811	Capital Assets-Non Student Occ										
52	800	TOTAL CAPITAL ASSETS PROG**	0	0	0	0	0	0	0	0	0	0
53												
54	911	Debt Services Prog.-Princ.										
55	912	Debt Services Prog.-Int.										
56	913	Debt Serv Prog-Refnded Debt										
57	920	Transfers Out										
58												
59	900	TOTAL OTHER SERVICES **	0	0	0	0	0	0	0	0	0	0
60												
61		TOTAL EXPENDITURES ** (Lines 14+42+48+52+59) **	0	0	0	0	0	0	0	0	0	0
62												
63	950	Contingency Reserve (5% of Line 61)										
64												
65		TOTAL APPROPRIATION (Line 61 + Line 63)	0	0								
66												
67		BUDGET SUMMARY										
68												
69		Beginning Fund Balance										
70		Revenues + Transfers In										
71		TOTAL REVENUE (69 + 70)	0	0								
72												
73		Total Appropriation										
74		Unappropriated Balance										
75		TOTAL APPROPRIATION (73+74)	0	0								

BUDGET SUMMARY

The total on line 71 must equal the total on line 75

**BUDGET
REVENUES**
July 1, 2023 - June 30, 2024

Line	Code	REVENUES Item	Current Year Budget	Amended Budget		Line	Code	REVENUES Item	Current Year Budget	Amended Budget	
				Line Amounts	Totals					Line Amounts	Totals
1	320000	Estimated Fund Balance	93,086CR	91,575CR		40	429000	Other County			
2		as of July 1	93,086CR	*****	91,575CR	41	420000	TOTAL COUNTY **	0	*****	0
3	411100	Taxes-General M & O				42					
4	411200	Taxes-Supplemental				43	431100	Base Support Program			
5	411300	Taxes-Emergency				44	431200	Transportation Support			
6	411400	Taxes-Tort				45	431400	Except Child/SED Support			
7	411500	Taxes-Cooperative				46	431500	Border Tuition Support			
8	411600	Taxes-Tuition				47	431600	Tuition Equivalency			
9	411700	Taxes-Migrant				48	431800	Benefit Apportionment			
10	411900	Taxes-Other				49	431900	Other State Support	26,723CR	23,300CR	
11	412100	Taxes-Plant Facility				50	432100	Driver Education Prog.			
12	412500	Taxes-Bond & Interest				51	432400	Professional Technical Prog			
13		TOTAL TAXES **	0	*****	0	52	437000	Lottery/Additional State Maint			
14	413000	Penalty: Delinquent Taxes				53	438000	Rev in Lieu of/Ag Equip Tax			
15						54	439000	Other State Revenue			
16	414100	Tuition - Individuals				55					
17	414200	Tuition-Districts in Idaho				56	430000	TOTAL STATE **	26,723CR	*****	23,300CR
18	414300	Tuition-Out of State Districts				57					
19						58	442000	Indirect Unrestricted Fed.			
20	415000	Earnings on Investments				59	443000	Direct Restricted Fed.			
21						60	445100	Title I - ESEA			
22	416100	School Food Service				61	445200	Title VI, ESEA-Innovative Pr			
23	416200	Meal Sales: Non-Reimb.				62	445300	Perkins III-Voc Tech Act			
24	416900	Other Food Sales				63	445400	Adult Education			
25						64	445500	Child Nutrition Reimb.			
26	417100	Admissions/Activities				65	445600	Title VI-B			
27	417200	Bookstore Sales				66	445900	Other Indirect Fed. Prog.			
28	417300	Clubs, Org. Dues, Etc.				67	448200	Impact Aid - P.L. 874			
29	417400	School Fees & Charges				68	440000	TOTAL FEDERAL **	0	*****	0
30	417900	Other Student Revenues				69					
31						70	451000	Proceeds: Bonds,Capital Leases			
32	418100	Community Service				71	453000	Sale of Fixed Assets			
33						72	450000	TOTAL OTHER **	0	*****	0
34	419100	Rentals				73					
35	419200	Contributions/Donations				74		TOTAL REVENUES **	26,723CR	*****	23,300CR
36	419300	Transportaion Fees				75					
37	419900	Other Local				76	460000	TRANSFERS IN			
38		TOTAL OTHER LOCAL **	0	*****	0	77					
39	410000	TOTAL LOCAL ** (Line 13 + 38)	0	*****	0	78	400000	BAL.+ REVENUE + TRANS. (Lines 1 + 74 + 76)	119,809CR	*****	114,875CR

**BUDGET
EXPENDITURES**
July 1, 2023 - June 30, 2024

Line	Code	EXPENDITURES Functions/Programs	Current Year Budget	Amended Budget	100 Salaries	200 Benefits	300 Purchased Services	400 Supplies Materials	500 Capital Objects	600 Debt Retirement	700 Insurance- Judgment	800 Transfers
40	691	Other Support Services Prog.										
41												
42	600	TOTAL SUPPORT SERV.**	119,809	116,404	18,300	16,251	2,960	78,893	0	0	0	0
43												
44	710	Child Nutrition Program										
45	720	Community Services Program										
46	730	Enterprise Operations										
47	740	Student Activity Program										
48	700	TOTAL NON-INSTRUCTION**	0	0	0	0	0	0	0	0	0	0
49												
50	810	Capital Assets-Student Occ										
51	811	Capital Assets-Non Student Occ										
52	800	TOTAL CAPITAL ASSETS PROG**	0	0	0	0	0	0	0	0	0	0
53												
54	911	Debt Services Prog.-Princ.										
55	912	Debt Services Prog.-Int.										
56	913	Debt Serv Prog-Refnded Debt										
57	920	Transfers Out										
58												
59	900	TOTAL OTHER SERVICES **	0	0	0	0	0	0	0	0	0	0
60												
61		TOTAL EXPENDITURES ** (Lines 14+42+48+52+59) **	119,809	116,404	18,300	16,251	2,960	78,893	0	0	0	0
62												
63	950	Contingency Reserve (5% of Line 61)										
64												
65		TOTAL APPROPRIATION (Line 61 + Line 63)	119,809	116,404								
66												
67		BUDGET SUMMARY										
68												
69		Beginning Fund Balance	93,086CR	91,575CR								
70		Revenues + Transfers In	26,723CR	23,300CR								
71		TOTAL REVENUE (69 + 70)	119,809CR	114,875CR								
72												
73		Total Appropriation	119,809	116,404								
74		Unappropriated Balance		1,529CR								
75		TOTAL APPROPRIATION (73+74)	119,809	114,875								

BUDGET SUMMARY

The total on line 71 must equal the total on line 75

**BUDGET
REVENUES**
July 1, 2023 - June 30, 2024

Line	Code	REVENUES Item	Current Year Budget	Amended Budget		Line	Code	REVENUES Item	Current Year Budget	Amended Budget	
				Line Amounts	Totals					Line Amounts	Totals
1	320000	Estimated Fund Balance		*****		40	429000	Other County			
2		as of July 1	0	*****	0	41	420000	TOTAL COUNTY **	0	*****	0
3	411100	Taxes-General M & O				42					
4	411200	Taxes-Supplemental				43	431100	Base Support Program			
5	411300	Taxes-Emergency				44	431200	Transportation Support			
6	411400	Taxes-Tort				45	431400	Except Child/SED Support			
7	411500	Taxes-Cooperative				46	431500	Border Tuition Support			
8	411600	Taxes-Tuition				47	431600	Tuition Equivalency			
9	411700	Taxes-Migrant				48	431800	Benefit Apportionment			
10	411900	Taxes-Other				49	431900	Other State Support			
11	412100	Taxes-Plant Facility				50	432100	Driver Education Prog.			
12	412500	Taxes-Bond & Interest				51	432400	Professional Technical Prog			
13		TOTAL TAXES **	0	*****	0	52	437000	Lottery/Additional State Maint			
14	413000	Penalty: Delinquent Taxes				53	438000	Rev in Lieu of/Ag Equip Tax			
15						54	439000	Other State Revenue			
16	414100	Tuition - Individuals				55					
17	414200	Tuition-Districts in Idaho				56	430000	TOTAL STATE **	0	*****	0
18	414300	Tuition-Out of State Districts				57					
19						58	442000	Indirect Unrestricted Fed.			
20	415000	Earnings on Investments				59	443000	Direct Restricted Fed.			
21						60	445100	Title I - ESEA			
22	416100	School Food Service				61	445200	Title VI, ESEA-Innovative Pr			
23	416200	Meal Sales: Non-Reimb.				62	445300	Perkins III-Voc Tech Act			
24	416900	Other Food Sales				63	445400	Adult Education			
25						64	445500	Child Nutrition Reimb.			
26	417100	Admissions/Activities				65	445600	Title VI-B			
27	417200	Bookstore Sales				66	445900	Other Indirect Fed. Prog.			
28	417300	Clubs, Org. Dues, Etc.				67	448200	Impact Aid - P.L. 874			
29	417400	School Fees & Charges				68	440000	TOTAL FEDERAL **	0	*****	0
30	417900	Other Student Revenues				69					
31						70	451000	Proceeds: Bonds,Capital Leases			
32	418100	Community Service				71	453000	Sale of Fixed Assets			
33						72	450000	TOTAL OTHER **	0	*****	0
34	419100	Rentals				73					
35	419200	Contributions/Donations				74		TOTAL REVENUES **	0	*****	0
36	419300	Transportaion Fees				75					
37	419900	Other Local				76	460000	TRANSFERS IN			
38		TOTAL OTHER LOCAL **	0	*****	0	77					
39	410000	TOTAL LOCAL ** (Line 13 + 38)	0	*****	0	78	400000	BAL. + REVENUE + TRANS. (Lines 1 + 74 + 76)	0	*****	0

**BUDGET
EXPENDITURES**
July 1, 2023 - June 30, 2024

Line	Code	EXPENDITURES Functions/Programs	Current Year Budget	Amended Budget	100 Salaries	200 Benefits	300 Purchased Services	400 Supplies Materials	500 Capital Objects	600 Debt Retirement	700 Insurance- Judgment	800 Transfers
40	691	Other Support Services Prog.										
41												
42	600	TOTAL SUPPORT SERV.**	0	0	0	0	0	0	0	0	0	0
43												
44	710	Child Nutrition Program										
45	720	Community Services Program										
46	730	Enterprise Operations										
47	740	Student Activity Program										
48	700	TOTAL NON-INSTRUCTION**	0	0	0	0	0	0	0	0	0	0
49												
50	810	Capital Assets-Student Occ										
51	811	Capital Assets-Non Student Occ										
52	800	TOTAL CAPITAL ASSETS PROG**	0	0	0	0	0	0	0	0	0	0
53												
54	911	Debt Services Prog.-Princ.										
55	912	Debt Services Prog.-Int.										
56	913	Debt Serv Prog-Refned Debt										
57	920	Transfers Out										
58												
59	900	TOTAL OTHER SERVICES **	0	0	0	0	0	0	0	0	0	0
60												
61		TOTAL EXPENDITURES ** (Lines 14+42+48+52+59) **	0	0	0	0	0	0	0	0	0	0
62												
63	950	Contingency Reserve (5% of Line 61)										
64												
65		TOTAL APPROPRIATION (Line 61 + Line 63)	0	0								
66												
67		BUDGET SUMMARY										
68												
69		Beginning Fund Balance										
70		Revenues + Transfers In										
71		TOTAL REVENUE (69 + 70)	0	0								
72												
73		Total Appropriation										
74		Unappropriated Balance										
75		TOTAL APPROPRIATION (73+74)	0	0								

BUDGET SUMMARY

The total on line 71 must equal the total on line 75

**BUDGET
REVENUES**
July 1, 2023 - June 30, 2024

Line	Code	REVENUES Item	Current Year Budget	Amended Budget		Line	Code	REVENUES Item	Current Year Budget	Amended Budget	
				Line Amounts	Totals					Line Amounts	Totals
1	320000	Estimated Fund Balance		*****		40	429000	Other County			
2		as of July 1	0	*****	0	41	420000	TOTAL COUNTY **	0	*****	0
3	411100	Taxes-General M & O				42					
4	411200	Taxes-Supplemental				43	431100	Base Support Program			
5	411300	Taxes-Emergency				44	431200	Transportation Support			
6	411400	Taxes-Tort				45	431400	Except Child/SED Support			
7	411500	Taxes-Cooperative				46	431500	Border Tuition Support			
8	411600	Taxes-Tuition				47	431600	Tuition Equivalency			
9	411700	Taxes-Migrant				48	431800	Benefit Apportionment			
10	411900	Taxes-Other				49	431900	Other State Support			
11	412100	Taxes-Plant Facility				50	432100	Driver Education Prog.			
12	412500	Taxes-Bond & Interest				51	432400	Professional Technical Prog			
13		TOTAL TAXES **	0	*****	0	52	437000	Lottery/Additional State Maint			
14	413000	Penalty: Delinquent Taxes				53	438000	Rev in Lieu of/Ag Equip Tax			
15						54	439000	Other State Revenue			
16	414100	Tuition - Individuals				55					
17	414200	Tuition-Districts in Idaho				56	430000	TOTAL STATE **	0	*****	0
18	414300	Tuition-Out of State Districts				57					
19						58	442000	Indirect Unrestricted Fed.			
20	415000	Earnings on Investments				59	443000	Direct Restricted Fed.			
21						60	445100	Title I - ESEA			
22	416100	School Food Service				61	445200	Title VI, ESEA-Innovative Pr			
23	416200	Meal Sales: Non-Reimb.				62	445300	Perkins III-Voc Tech Act			
24	416900	Other Food Sales				63	445400	Adult Education			
25						64	445500	Child Nutrition Reimb.			
26	417100	Admissions/Activities				65	445600	Title VI-B			
27	417200	Bookstore Sales				66	445900	Other Indirect Fed. Prog.			
28	417300	Clubs, Org. Dues, Etc.				67	448200	Impact Aid - P.L. 874			
29	417400	School Fees & Charges				68	440000	TOTAL FEDERAL **	0	*****	0
30	417900	Other Student Revenues				69					
31						70	451000	Proceeds: Bonds,Capital Leases			
32	418100	Community Service				71	453000	Sale of Fixed Assets			
33						72	450000	TOTAL OTHER **	0	*****	0
34	419100	Rentals				73					
35	419200	Contributions/Donations				74		TOTAL REVENUES **	0	*****	0
36	419300	Transportaion Fees				75					
37	419900	Other Local				76	460000	TRANSFERS IN			
38		TOTAL OTHER LOCAL **	0	*****	0	77					
39	410000	TOTAL LOCAL ** (Line 13 + 38)	0	*****	0	78	400000	BAL.+ REVENUE + TRANS. (Lines 1 + 74 + 76)	0	*****	0

**BUDGET
EXPENDITURES**
July 1, 2023 - June 30, 2024

Line	Code	EXPENDITURES Functions/Programs	Current Year Budget	Amended Budget	100 Salaries	200 Benefits	300 Purchased Services	400 Supplies Materials	500 Capital Objects	600 Debt Retirement	700 Insurance- Judgment	800 Transfers
40	691	Other Support Services Prog.										
41												
42	600	TOTAL SUPPORT SERV.**	0	0	0	0	0	0	0	0	0	0
43												
44	710	Child Nutrition Program										
45	720	Community Services Program										
46	730	Enterprise Operations										
47	740	Student Activity Program										
48	700	TOTAL NON-INSTRUCTION**	0	0	0	0	0	0	0	0	0	0
49												
50	810	Capital Assets-Student Occ										
51	811	Capital Assets-Non Student Occ										
52	800	TOTAL CAPITAL ASSETS PROG**	0	0	0	0	0	0	0	0	0	0
53												
54	911	Debt Services Prog.-Princ.										
55	912	Debt Services Prog.-Int.										
56	913	Debt Serv Prog-Refnded Debt										
57	920	Transfers Out										
58												
59	900	TOTAL OTHER SERVICES **	0	0	0	0	0	0	0	0	0	0
60												
61		TOTAL EXPENDITURES ** (Lines 14+42+48+52+59) **	0	0	0	0	0	0	0	0	0	0
62												
63	950	Contingency Reserve (5% of Line 61)										
64												
65		TOTAL APPROPRIATION (Line 61 + Line 63)	0	0								
66												
67		BUDGET SUMMARY										
68												
69		Beginning Fund Balance										
70		Revenues + Transfers In										
71		TOTAL REVENUE (69 + 70)	0	0								
72												
73		Total Appropriation										
74		Unappropriated Balance										
75		TOTAL APPROPRIATION (73+74)	0	0								

BUDGET SUMMARY

The total on line 71 must equal the total on line 75

**BUDGET
REVENUES**
July 1, 2023 - June 30, 2024

Line	Code	REVENUES Item	Current Year Budget	Amended Budget		Line	Code	REVENUES Item	Current Year Budget	Amended Budget	
				Line Amounts	Totals					Line Amounts	Totals
1	320000	Estimated Fund Balance		*****		40	429000	Other County			
2		as of July 1	0	*****	0	41	420000	TOTAL COUNTY **	0	*****	0
3	411100	Taxes-General M & O				42					
4	411200	Taxes-Supplemental				43	431100	Base Support Program			
5	411300	Taxes-Emergency				44	431200	Transportation Support			
6	411400	Taxes-Tort				45	431400	Except Child/SED Support			
7	411500	Taxes-Cooperative				46	431500	Border Tuition Support			
8	411600	Taxes-Tuition				47	431600	Tuition Equivalency			
9	411700	Taxes-Migrant				48	431800	Benefit Apportionment			
10	411900	Taxes-Other				49	431900	Other State Support			
11	412100	Taxes-Plant Facility				50	432100	Driver Education Prog.			
12	412500	Taxes-Bond & Interest				51	432400	Professional Technical Prog			
13		TOTAL TAXES **	0	*****	0	52	437000	Lottery/Additional State Maint			
14	413000	Penalty: Delinquent Taxes				53	438000	Rev in Lieu of/Ag Equip Tax			
15						54	439000	Other State Revenue			
16	414100	Tuition - Individuals				55					
17	414200	Tuition-Districts in Idaho				56	430000	TOTAL STATE **	0	*****	0
18	414300	Tuition-Out of State Districts				57					
19						58	442000	Indirect Unrestricted Fed.			
20	415000	Earnings on Investments				59	443000	Direct Restricted Fed.			
21						60	445100	Title I - ESEA			
22	416100	School Food Service				61	445200	Title VI, ESEA-Innovative Pr			
23	416200	Meal Sales: Non-Reimb.				62	445300	Perkins III-Voc Tech Act			
24	416900	Other Food Sales				63	445400	Adult Education			
25						64	445500	Child Nutrition Reimb.			
26	417100	Admissions/Activities				65	445600	Title VI-B			
27	417200	Bookstore Sales				66	445900	Other Indirect Fed. Prog.			
28	417300	Clubs, Org. Dues, Etc.				67	448200	Impact Aid - P.L. 874			
29	417400	School Fees & Charges				68	440000	TOTAL FEDERAL **	0	*****	0
30	417900	Other Student Revenues				69					
31						70	451000	Proceeds: Bonds,Capital Leases			
32	418100	Community Service				71	453000	Sale of Fixed Assets			
33						72	450000	TOTAL OTHER **	0	*****	0
34	419100	Rentals				73					
35	419200	Contributions/Donations				74		TOTAL REVENUES **	0	*****	0
36	419300	Transportaion Fees				75					
37	419900	Other Local				76	460000	TRANSFERS IN			
38		TOTAL OTHER LOCAL **	0	*****	0	77					
39	410000	TOTAL LOCAL ** (Line 13 + 38)	0	*****	0	78	400000	BAL. + REVENUE + TRANS. (Lines 1 + 74 + 76)	0	*****	0

**BUDGET
EXPENDITURES**
July 1, 2023 - June 30, 2024

Line	Code	EXPENDITURES Functions/Programs	Current Year Budget	Amended Budget	100 Salaries	200 Benefits	300 Purchased Services	400 Supplies Materials	500 Capital Objects	600 Debt Retirement	700 Insurance- Judgment	800 Transfers
40	691	Other Support Services Prog.										
41												
42	600	TOTAL SUPPORT SERV.**	0	0	0	0	0	0	0	0	0	0
43												
44	710	Child Nutrition Program										
45	720	Community Services Program										
46	730	Enterprise Operations										
47	740	Student Activity Program										
48	700	TOTAL NON-INSTRUCTION**	0	0	0	0	0	0	0	0	0	0
49												
50	810	Capital Assets-Student Occ										
51	811	Capital Assets-Non Student Occ										
52	800	TOTAL CAPITAL ASSETS PROG**	0	0	0	0	0	0	0	0	0	0
53												
54	911	Debt Services Prog.-Princ.										
55	912	Debt Services Prog.-Int.										
56	913	Debt Serv Prog-Refndd Debt										
57	920	Transfers Out										
58												
59	900	TOTAL OTHER SERVICES **	0	0	0	0	0	0	0	0	0	0
60												
61		TOTAL EXPENDITURES ** (Lines 14+42+48+52+59)**	0	0	0	0	0	0	0	0	0	0
62												
63	950	Contingency Reserve (5% of Line 61)										
64												
65		TOTAL APPROPRIATION (Line 61 + Line 63)	0	0								
66												
67		BUDGET SUMMARY										
68												
69		Beginning Fund Balance										
70		Revenues + Transfers In										
71		TOTAL REVENUE (69 + 70)	0	0								
72												
73		Total Appropriation										
74		Unappropriated Balance										
75		TOTAL APPROPRIATION (73+74)	0	0								

BUDGET SUMMARY

The total on line 71 must equal the total on line 75

**BUDGET
REVENUES**
July 1, 2023 - June 30, 2024

Line	Code	REVENUES Item	Current Year Budget	Amended Budget		Line	Code	REVENUES Item	Current Year Budget	Amended Budget	
				Line Amounts	Totals					Line Amounts	Totals
1	320000	Estimated Fund Balance		*****		40	429000	Other County			
2		as of July 1	0	*****	0	41	420000	TOTAL COUNTY **	0	*****	0
3	411100	Taxes-General M & O				42					
4	411200	Taxes-Supplemental				43	431100	Base Support Program			
5	411300	Taxes-Emergency				44	431200	Transportation Support			
6	411400	Taxes-Tort				45	431400	Except Child/SED Support			
7	411500	Taxes-Cooperative				46	431500	Border Tuition Support			
8	411600	Taxes-Tuition				47	431600	Tuition Equivalency			
9	411700	Taxes-Migrant				48	431800	Benefit Apportionment			
10	411900	Taxes-Other				49	431900	Other State Support			
11	412100	Taxes-Plant Facility				50	432100	Driver Education Prog.			
12	412500	Taxes-Bond & Interest				51	432400	Professional Technical Prog			
13		TOTAL TAXES **	0	*****	0	52	437000	Lottery/Additional State Maint			
14	413000	Penalty: Delinquent Taxes				53	438000	Rev in Lieu of/Ag Equip Tax			
15						54	439000	Other State Revenue			
16	414100	Tuition - Individuals				55					
17	414200	Tuition-Districts in Idaho				56	430000	TOTAL STATE **	0	*****	0
18	414300	Tuition-Out of State Districts				57					
19						58	442000	Indirect Unrestricted Fed.			
20	415000	Earnings on Investments				59	443000	Direct Restricted Fed.			
21						60	445100	Title I - ESEA			
22	416100	School Food Service				61	445200	Title VI, ESEA-Innovative Pr			
23	416200	Meal Sales: Non-Reimb.				62	445300	Perkins III-Voc Tech Act			
24	416900	Other Food Sales				63	445400	Adult Education			
25						64	445500	Child Nutrition Reimb.			
26	417100	Admissions/Activities				65	445600	Title VI-B			
27	417200	Bookstore Sales				66	445900	Other Indirect Fed. Prog.			
28	417300	Clubs, Org. Dues, Etc.				67	448200	Impact Aid - P.L. 874			
29	417400	School Fees & Charges				68	440000	TOTAL FEDERAL **	0	*****	0
30	417900	Other Student Revenues				69					
31						70	451000	Proceeds: Bonds,Capital Leases			
32	418100	Community Service				71	453000	Sale of Fixed Assets			
33						72	450000	TOTAL OTHER **	0	*****	0
34	419100	Rentals				73					
35	419200	Contributions/Donations				74		TOTAL REVENUES **	0	*****	0
36	419300	Transportaion Fees				75					
37	419900	Other Local				76	460000	TRANSFERS IN	1,000,000CR	1,000,000CR	
38		TOTAL OTHER LOCAL **	0	*****	0	77					
39	410000	TOTAL LOCAL ** (Line 13 + 38)	0	*****	0	78	400000	BAL. + REVENUE + TRANS. (Lines 1 + 74 + 76)	1,000,000CR	*****	1,000,000CR

**BUDGET
EXPENDITURES**
July 1, 2023 - June 30, 2024

Line	Code	EXPENDITURES Functions/Programs	Current Year Budget	Amended Budget	100 Salaries	200 Benefits	300 Purchased Services	400 Supplies Materials	500 Capital Objects	600 Debt Retirement	700 Insurance- Judgment	800 Transfers
40	691	Other Support Services Prog.										
41												
42	600	TOTAL SUPPORT SERV.**	0	0	0	0	0	0	0	0	0	0
43												
44	710	Child Nutrition Program										
45	720	Community Services Program										
46	730	Enterprise Operations										
47	740	Student Activity Program										
48	700	TOTAL NON-INSTRUCTION**	0	0	0	0	0	0	0	0	0	0
49												
50	810	Capital Assets-Student Occ										
51	811	Capital Assets-Non Student Occ	1,000,000	1,000,000					1,000,000			
52	800	TOTAL CAPITAL ASSETS PROG**	1,000,000	1,000,000	0	0	0	0	1,000,000	0	0	0
53												
54	911	Debt Services Prog.-Princ.										
55	912	Debt Services Prog.-Int.										
56	913	Debt Serv Prog-Refnded Debt										
57	920	Transfers Out										
58												
59	900	TOTAL OTHER SERVICES **	0	0	0	0	0	0	0	0	0	0
60												
61		TOTAL EXPENDITURES ** (Lines 14+42+48+52+59) **	1,000,000	1,000,000	0	0	0	0	1,000,000	0	0	0
62												
63	950	Contingency Reserve (5% of Line 61)										
64												
65		TOTAL APPROPRIATION (Line 61 + Line 63)	1,000,000	1,000,000								
66												
67		BUDGET SUMMARY										
68												
69		Beginning Fund Balance										
70		Revenues + Transfers In	1,000,000CR	1,000,000CR								
71		TOTAL REVENUE (69 + 70)	1,000,000CR	1,000,000CR								
72												
73		Total Appropriation	1,000,000	1,000,000								
74		Unappropriated Balance										
75		TOTAL APPROPRIATION (73+74)	1,000,000	1,000,000								

BUDGET SUMMARY

The total on line 71 must equal the total on line 75

**BUDGET
REVENUES**
July 1, 2023 - June 30, 2024

Line	Code	REVENUES Item	Current Year Budget	Amended Budget		Line	Code	REVENUES Item	Current Year Budget	Amended Budget	
				Line Amounts	Totals					Line Amounts	Totals
1	320000	Estimated Fund Balance		258,909CR		40	429000	Other County			
2		as of July 1	0	*****	258,909CR	41	420000	TOTAL COUNTY **	0	*****	0
3	411100	Taxes-General M & O				42					
4	411200	Taxes-Supplemental				43	431100	Base Support Program			
5	411300	Taxes-Emergency				44	431200	Transportation Support			
6	411400	Taxes-Tort				45	431400	Except Child/SED Support			
7	411500	Taxes-Cooperative				46	431500	Border Tuition Support			
8	411600	Taxes-Tuition				47	431600	Tuition Equivalency			
9	411700	Taxes-Migrant				48	431800	Benefit Apportionment			
10	411900	Taxes-Other				49	431900	Other State Support			
11	412100	Taxes-Plant Facility				50	432100	Driver Education Prog.			
12	412500	Taxes-Bond & Interest				51	432400	Professional Technical Prog			
13		TOTAL TAXES **	0	*****	0	52	437000	Lottery/Additional State Maint	293,663CR	2,927CR	
14	413000	Penalty: Delinquent Taxes				53	438000	Rev in Lieu of/Ag Equip Tax			
15						54	439000	Other State Revenue			
16	414100	Tuition - Individuals				55					
17	414200	Tuition-Districts in Idaho				56	430000	TOTAL STATE **	293,663CR	*****	2,927CR
18	414300	Tuition-Out of State Districts				57					
19						58	442000	Indirect Unrestricted Fed.			
20	415000	Earnings on Investments				59	443000	Direct Restricted Fed.			
21						60	445100	Title I - ESEA			
22	416100	School Food Service				61	445200	Title VI, ESEA-Innovative Pr			
23	416200	Meal Sales: Non-Reimb.				62	445300	Perkins III-Voc Tech Act			
24	416900	Other Food Sales				63	445400	Adult Education			
25						64	445500	Child Nutrition Reimb.			
26	417100	Admissions/Activities				65	445600	Title VI-B			
27	417200	Bookstore Sales				66	445900	Other Indirect Fed. Prog.			
28	417300	Clubs, Org. Dues, Etc.				67	448200	Impact Aid - P.L. 874			
29	417400	School Fees & Charges				68	440000	TOTAL FEDERAL **	0	*****	0
30	417900	Other Student Revenues				69					
31						70	451000	Proceeds: Bonds, Capital Leases			
32	418100	Community Service				71	453000	Sale of Fixed Assets			
33						72	450000	TOTAL OTHER **	0	*****	0
34	419100	Rentals				73					
35	419200	Contributions/Donations				74		TOTAL REVENUES **	293,663CR	*****	2,927CR
36	419300	Transportaion Fees				75					
37	419900	Other Local				76	460000	TRANSFERS IN	569,433CR	569,433CR	
38		TOTAL OTHER LOCAL **	0	*****	0	77					
39	410000	TOTAL LOCAL ** (Line 13 + 38)	0	*****	0	78	400000	BAL. + REVENUE + TRANS. (Lines 1 + 74 + 76)	863,096CR	*****	831,269CR

**BUDGET
EXPENDITURES**
July 1, 2023 - June 30, 2024

Line	Code	EXPENDITURES Functions/Programs	Current Year Budget	Amended Budget	100 Salaries	200 Benefits	300 Purchased Services	400 Supplies Materials	500 Capital Objects	600 Debt Retirement	700 Insurance- Judgment	800 Transfers
40	691	Other Support Services Prog.										
41												
42	600	TOTAL SUPPORT SERV.**	0	0	0	0	0	0	0	0	0	0
43												
44	710	Child Nutrition Program										
45	720	Community Services Program										
46	730	Enterprise Operations										
47	740	Student Activity Program										
48	700	TOTAL NON-INSTRUCTION**	0	0	0	0	0	0	0	0	0	0
49												
50	810	Capital Assets-Student Occ	637,902	637,902								
51	811	Capital Assets-Non Student Occ						637,902				
52	800	TOTAL CAPITAL ASSETS PROG**	637,902	637,902	0	0	0	0	637,902	0	0	0
53												
54	911	Debt Services Prog.-Princ.										
55	912	Debt Services Prog.-Int.										
56	913	Debt Serv Prog-Refnded Debt										
57	920	Transfers Out	225,193	225,193								
58												225,193
59	900	TOTAL OTHER SERVICES **	225,193	225,193	0	0	0	0	0	0	0	225,193
60												
61		TOTAL EXPENDITURES ** (Lines 14+42+48+52+59) **	863,095	863,095	0	0	0	0	637,902	0	0	225,193
62												
63	950	Contingency Reserve (5% of Line 61)										
64												
65		TOTAL APPROPRIATION (Line 61 + Line 63)	863,095	863,095								
66												
67		BUDGET SUMMARY										
68												
69		Beginning Fund Balance		258,909CR								
70		Revenues + Transfers In	863,096CR	572,360CR								
71		TOTAL REVENUE (69 + 70)	863,096CR	831,269CR								
72												
73		Total Appropriation	863,095	863,095								
74		Unappropriated Balance	1	31,826CR								
75		TOTAL APPROPRIATION (73+74)	863,096	831,269								

BUDGET SUMMARY

The total on line 71 must equal the total on line 75

**BUDGET
REVENUES**
July 1, 2023 - June 30, 2024

Line	Code	REVENUES Item	Current Year Budget	Amended Budget		Line	Code	REVENUES Item	Current Year Budget	Amended Budget	
				Line Amounts	Totals					Line Amounts	Totals
1	320000	Estimated Fund Balance	158,862CR	124,171CR		40	429000	Other County			
2		as of July 1	158,862CR	*****		41	420000	TOTAL COUNTY **	0	*****	0
3	411100	Taxes-General M & O			124,171CR	42					
4	411200	Taxes-Supplemental				43	431100	Base Support Program			
5	411300	Taxes-Emergency				44	431200	Transportation Support			
6	411400	Taxes-Tort				45	431400	Except Child/SED Support			
7	411500	Taxes-Cooperative				46	431500	Border Tuition Support			
8	411600	Taxes-Tuition				47	431600	Tuition Equivalency			
9	411700	Taxes-Migrant				48	431800	Benefit Apportionment			
10	411900	Taxes-Other				49	431900	Other State Support			
11	412100	Taxes-Plant Facility				50	432100	Driver Education Prog.			
12	412500	Taxes-Bond & Interest				51	432400	Professional Technical Prog			
13		TOTAL TAXES **	0	*****	0	52	437000	Lottery/Additional State Maint			
14	413000	Penalty: Delinquent Taxes				53	438000	Rev in Lieu of/Ag Equip Tax			
15						54	439000	Other State Revenue			
16	414100	Tuition - Individuals				55					
17	414200	Tuition-Districts in Idaho				56	430000	TOTAL STATE **	0	*****	0
18	414300	Tuition-Out of State Districts				57					
19						58	442000	Indirect Unrestricted Fed.			
20	415000	Earnings on Investments	200CR	200CR		59	443000	Direct Restricted Fed.			
21						60	445100	Title I - ESEA			
22	416100	School Food Service				61	445200	Title VI, ESEA-Innovative Pr			
23	416200	Meal Sales: Non-Reimb.				62	445300	Perkins III-Voc Tech Act			
24	416900	Other Food Sales				63	445400	Adult Education			
25						64	445500	Child Nutrition Reimb.			
26	417100	Admissions/Activities				65	445600	Title VI-B			
27	417200	Bookstore Sales				66	445900	Other Indirect Fed. Prog.			
28	417300	Clubs, Org. Dues, Etc.				67	448200	Impact Aid - P.L. 874			
29	417400	School Fees & Charges				68	440000	TOTAL FEDERAL **	0	*****	0
30	417900	Other Student Revenues				69					
31						70	451000	Proceeds: Bonds, Capital Leases			
32	418100	Community Service				71	453000	Sale of Fixed Assets			
33						72	450000	TOTAL OTHER **	0	*****	0
34	419100	Rentals				73					
35	419200	Contributions/Donations	147,000CR	123,500CR		74		TOTAL REVENUES **	147,200CR	*****	123,700CR
36	419300	Transportaion Fees				75					
37	419900	Other Local				76	460000	TRANSFERS IN			
38		TOTAL OTHER LOCAL **	147,200CR	*****	123,700CR	77					
39	410000	TOTAL LOCAL ** (Line 13 + 38)	147,200CR	*****	123,700CR	78	400000	BAL.+ REVENUE + TRANS. (Lines 1 + 74 + 76)	306,062CR	*****	247,871CR

**BUDGET
EXPENDITURES**
July 1, 2023 - June 30, 2024

Line	Code	EXPENDITURES Functions/Programs	Current Year Budget	Amended Budget	100 Salaries	200 Benefits	300 Purchased Services	400 Supplies Materials	500 Capital Objects	600 Debt Retirement	700 Insurance- Judgment	800 Transfers
40	691	Other Support Services Prog.	33,500	33,500			9,000	24,500				
41												
42	600	TOTAL SUPPORT SERV.**	198,500	198,500	0	0	169,000	29,500	0	0	0	0
43												
44	710	Child Nutrition Program										
45	720	Community Services Program										
46	730	Enterprise Operations										
47	740	Student Activity Program										
48	700	TOTAL NON-INSTRUCTION**	0	0	0	0	0	0	0	0	0	0
49												
50	810	Capital Assets-Student Occ										
51	811	Capital Assets-Non Student Occ										
52	800	TOTAL CAPITAL ASSETS PROG**	0	0	0	0	0	0	0	0	0	0
53												
54	911	Debt Services Prog.-Princ.										
55	912	Debt Services Prog.-Int.										
56	913	Debt Serv Prog-Refnded Debt										
57	920	Transfers Out	107,562	107,562								107,562
58												
59	900	TOTAL OTHER SERVICES **	107,562	107,562	0	0	0	0	0	0	0	107,562
60												
61		TOTAL EXPENDITURES ** (Lines 14+42+48+52+59) **	306,062	306,062	0	0	169,000	29,500	0	0	0	107,562
62												
63	950	Contingency Reserve (5% of Line 61)										
64												
65		TOTAL APPROPRIATION (Line 61 + Line 63)	306,062	306,062								
66												
67		BUDGET SUMMARY										
68												
69		Beginning Fund Balance	158,862CR	124,171CR								
70		Revenues + Transfers In	147,200CR	123,700CR								
71		TOTAL REVENUE (69 + 70)	306,062CR	247,871CR								
72												
73		Total Appropriation	306,062	306,062								
74		Unappropriated Balance		58,191CR								
75		TOTAL APPROPRIATION (73+74)	306,062	247,871								

BUDGET SUMMARY

The total on line 71 must equal the total on line 75

**BUDGET
REVENUES**
July 1, 2023 - June 30, 2024

Line	Code	REVENUES Item	Current Year Budget	Amended Budget		Line	Code	REVENUES Item	Current Year Budget	Amended Budget	
				Line Amounts	Totals					Line Amounts	Totals
1	320000	Estimated Fund Balance	46,662CR	43,201CR		40	429000	Other County			
2		as of July 1	46,662CR	*****	43,201CR	41	420000	TOTAL COUNTY **	0	*****	0
3	411100	Taxes-General M & O				42					
4	411200	Taxes-Supplemental				43	431100	Base Support Program			
5	411300	Taxes-Emergency				44	431200	Transportation Support			
6	411400	Taxes-Tort				45	431400	Except Child/SED Support			
7	411500	Taxes-Cooperative				46	431500	Border Tuition Support			
8	411600	Taxes-Tuition				47	431600	Tuition Equivalency			
9	411700	Taxes-Migrant				48	431800	Benefit Apportionment			
10	411900	Taxes-Other				49	431900	Other State Support			
11	412100	Taxes-Plant Facility				50	432100	Driver Education Prog.			
12	412500	Taxes-Bond & Interest				51	432400	Professional Technical Prog			
13		TOTAL TAXES **	0	*****	0	52	437000	Lottery/Additional State Maint			
14	413000	Penalty: Delinquent Taxes				53	438000	Rev in Lieu of/Ag Equip Tax			
15						54	439000	Other State Revenue			
16	414100	Tuition - Individuals				55					
17	414200	Tuition-Districts in Idaho				56	430000	TOTAL STATE **	0	*****	0
18	414300	Tuition-Out of State Districts				57					
19						58	442000	Indirect Unrestricted Fed.			
20	415000	Earnings on Investments	808CR	808CR		59	443000	Direct Restricted Fed.			
21						60	445100	Title I - ESEA			
22	416100	School Food Service				61	445200	Title VI, ESEA-Innovative Pr			
23	416200	Meal Sales: Non-Reimb.				62	445300	Perkins III-Voc Tech Act			
24	416900	Other Food Sales				63	445400	Adult Education			
25						64	445500	Child Nutrition Reimb.			
26	417100	Admissions/Activities				65	445600	Title VI-B			
27	417200	Bookstore Sales				66	445900	Other Indirect Fed. Prog.			
28	417300	Clubs, Org. Dues, Etc.				67	448200	Impact Aid - P.L. 874			
29	417400	School Fees & Charges				68	440000	TOTAL FEDERAL **	0	*****	0
30	417900	Other Student Revenues				69					
31						70	451000	Proceeds: Bonds,Capital Leases			
32	418100	Community Service				71	453000	Sale of Fixed Assets			
33						72	450000	TOTAL OTHER **	0	*****	0
34	419100	Rentals				73					
35	419200	Contributions/Donations	10,000CR	10,000CR		74		TOTAL REVENUES **	10,808CR	*****	10,808CR
36	419300	Transportaion Fees				75					
37	419900	Other Local				76	460000	TRANSFERS IN			
38		TOTAL OTHER LOCAL **	10,808CR	*****	10,808CR	77					
39	410000	TOTAL LOCAL ** (Line 13 + 38)	10,808CR	*****	10,808CR	78	400000	BAL.+ REVENUE + TRANS. (Lines 1 + 74 + 76)	57,470CR	*****	54,009CR

**BUDGET
EXPENDITURES**
July 1, 2023 - June 30, 2024

Line	Code	EXPENDITURES Functions/Programs	Current Year Budget	Amended Budget	100 Salaries	200 Benefits	300 Purchased Services	400 Supplies Materials	500 Capital Objects	600 Debt Retirement	700 Insurance- Judgment	800 Transfers
40	691	Other Support Services Prog.	57,470	57,470			57,470					
41												
42	600	TOTAL SUPPORT SERV.**	57,470	57,470	0	0	57,470	0	0	0	0	0
43												
44	710	Child Nutrition Program										
45	720	Community Services Program										
46	730	Enterprise Operations										
47	740	Student Activity Program										
48	700	TOTAL NON-INSTRUCTION**	0	0	0	0	0	0	0	0	0	0
49												
50	810	Capital Assets-Student Occ										
51	811	Capital Assets-Non Student Occ										
52	800	TOTAL CAPITAL ASSETS PROG**	0	0	0	0	0	0	0	0	0	0
53												
54	911	Debt Services Prog.-Princ.										
55	912	Debt Services Prog.-Int.										
56	913	Debt Serv Prog-Refnded Debt										
57	920	Transfers Out										
58												
59	900	TOTAL OTHER SERVICES **	0	0	0	0	0	0	0	0	0	0
60												
61		TOTAL EXPENDITURES ** (Lines 14+42+48+52+59) **	57,470	57,470	0	0	57,470	0	0	0	0	0
62												
63	950	Contingency Reserve (5% of Line 61)										
64												
65		TOTAL APPROPRIATION (Line 61 + Line 63)	57,470	57,470								
66												
67		BUDGET SUMMARY										
68												
69		Beginning Fund Balance	46,662CR	43,201CR								
70		Revenues + Transfers In	10,808CR	10,808CR								
71		TOTAL REVENUE (69 + 70)	57,470CR	54,009CR								
72												
73		Total Appropriation	57,470	57,470								
74		Unappropriated Balance		3,461CR								
75		TOTAL APPROPRIATION (73+74)	57,470	54,009								

BUDGET SUMMARY

The total on line 71 must equal the total on line 75

**BUDGET
REVENUES**
July 1, 2023 - June 30, 2024

Line	Code	REVENUES Item	Current Year Budget	Amended Budget		Line	Code	REVENUES Item	Current Year Budget	Amended Budget	
				Line Amounts	Totals					Line Amounts	Totals
1	320000	Estimated Fund Balance		*****		40	429000	Other County			
2		as of July 1	0	*****	0	41	420000	TOTAL COUNTY **	0	*****	0
3	411100	Taxes-General M & O				42					
4	411200	Taxes-Supplemental				43	431100	Base Support Program			
5	411300	Taxes-Emergency				44	431200	Transportation Support			
6	411400	Taxes-Tort				45	431400	Except Child/SED Support			
7	411500	Taxes-Cooperative				46	431500	Border Tuition Support			
8	411600	Taxes-Tuition				47	431600	Tuition Equivalency			
9	411700	Taxes-Migrant				48	431800	Benefit Apportionment			
10	411900	Taxes-Other				49	431900	Other State Support			
11	412100	Taxes-Plant Facility				50	432100	Driver Education Prog.			
12	412500	Taxes-Bond & Interest				51	432400	Professional Technical Prog			
13		TOTAL TAXES **	0	*****	0	52	437000	Lottery/Additional State Maint			
14	413000	Penalty: Delinquent Taxes				53	438000	Rev in Lieu of/Ag Equip Tax			
15						54	439000	Other State Revenue			
16	414100	Tuition - Individuals				55					
17	414200	Tuition-Districts in Idaho				56	430000	TOTAL STATE **	0	*****	0
18	414300	Tuition-Out of State Districts				57					
19						58	442000	Indirect Unrestricted Fed.			
20	415000	Earnings on Investments				59	443000	Direct Restricted Fed.			
21						60	445100	Title I - ESEA			
22	416100	School Food Service				61	445200	Title VI, ESEA-Innovative Pr			
23	416200	Meal Sales: Non-Reimb.				62	445300	Perkins III-Voc Tech Act			
24	416900	Other Food Sales				63	445400	Adult Education			
25						64	445500	Child Nutrition Reimb.			
26	417100	Admissions/Activities				65	445600	Title VI-B			
27	417200	Bookstore Sales				66	445900	Other Indirect Fed. Prog.			
28	417300	Clubs, Org. Dues, Etc.				67	448200	Impact Aid - P.L. 874			
29	417400	School Fees & Charges				68	440000	TOTAL FEDERAL **	0	*****	0
30	417900	Other Student Revenues				69					
31						70	451000	Proceeds: Bonds,Capital Leases			
32	418100	Community Service				71	453000	Sale of Fixed Assets			
33						72	450000	TOTAL OTHER **	0	*****	0
34	419100	Rentals				73					
35	419200	Contributions/Donations				74		TOTAL REVENUES **	0	*****	0
36	419300	Transportaion Fees				75					
37	419900	Other Local				76	460000	TRANSFERS IN			
38		TOTAL OTHER LOCAL **	0	*****	0	77					
39	410000	TOTAL LOCAL ** (Line 13 + 38)	0	*****	0	78	400000	BAL.+ REVENUE + TRANS. (Lines 1 + 74 + 76)	0	*****	0

**BUDGET
EXPENDITURES**
July 1, 2023 - June 30, 2024

Line	Code	EXPENDITURES Functions/Programs	Current Year Budget	Amended Budget	100 Salaries	200 Benefits	300 Purchased Services	400 Supplies Materials	500 Capital Objects	600 Debt Retirement	700 Insurance- Judgment	800 Transfers
40	691	Other Support Services Prog.										
41												
42	600	TOTAL SUPPORT SERV.**	0	0	0	0	0	0	0	0	0	0
43												
44	710	Child Nutrition Program										
45	720	Community Services Program										
46	730	Enterprise Operations										
47	740	Student Activity Program										
48	700	TOTAL NON-INSTRUCTION**	0	0	0	0	0	0	0	0	0	0
49												
50	810	Capital Assets-Student Occ										
51	811	Capital Assets-Non Student Occ										
52	800	TOTAL CAPITAL ASSETS PROG**	0	0	0	0	0	0	0	0	0	0
53												
54	911	Debt Services Prog.-Princ.										
55	912	Debt Services Prog.-Int.										
56	913	Debt Serv Prog-Refnded Debt										
57	920	Transfers Out										
58												
59	900	TOTAL OTHER SERVICES **	0	0	0	0	0	0	0	0	0	0
60												
61		TOTAL EXPENDITURES ** (Lines 14+42+48+52+59) **	0	0	0	0	0	0	0	0	0	0
62												
63	950	Contingency Reserve (5% of Line 61)										
64												
65		TOTAL APPROPRIATION (Line 61 + Line 63)	0	0								
66												
67		BUDGET SUMMARY										
68												
69		Beginning Fund Balance										
70		Revenues + Transfers In										
71		TOTAL REVENUE (69 + 70)	0	0								
72												
73		Total Appropriation										
74		Unappropriated Balance										
75		TOTAL APPROPRIATION (73+74)	0	0								

BUDGET SUMMARY

The total on line 71 must equal the total on line 75

**BUDGET
REVENUES**
July 1, 2023 - June 30, 2024

Line	Code	REVENUES Item	Current Year Budget	Amended Budget		Line	Code	REVENUES Item	Current Year Budget	Amended Budget	
				Line Amounts	Totals					Line Amounts	Totals
1	320000	Estimated Fund Balance		*****		40	429000	Other County			
2		as of July 1	0	*****	0	41	420000	TOTAL COUNTY **	0	*****	0
3	411100	Taxes-General M & O				42					
4	411200	Taxes-Supplemental				43	431100	Base Support Program			
5	411300	Taxes-Emergency				44	431200	Transportation Support			
6	411400	Taxes-Tort				45	431400	Except Child/SED Support			
7	411500	Taxes-Cooperative				46	431500	Border Tuition Support			
8	411600	Taxes-Tuition				47	431600	Tuition Equivalency			
9	411700	Taxes-Migrant				48	431800	Benefit Apportionment			
10	411900	Taxes-Other				49	431900	Other State Support			
11	412100	Taxes-Plant Facility				50	432100	Driver Education Prog.			
12	412500	Taxes-Bond & Interest				51	432400	Professional Technical Prog			
13		TOTAL TAXES **	0	*****	0	52	437000	Lottery/Additional State Maint			
14	413000	Penalty: Delinquent Taxes				53	438000	Rev in Lieu of/Ag Equip Tax			
15						54	439000	Other State Revenue			
16	414100	Tuition - Individuals				55					
17	414200	Tuition-Districts in Idaho				56	430000	TOTAL STATE **	0	*****	0
18	414300	Tuition-Out of State Districts				57					
19						58	442000	Indirect Unrestricted Fed.			
20	415000	Earnings on Investments				59	443000	Direct Restricted Fed.			
21						60	445100	Title I - ESEA			
22	416100	School Food Service				61	445200	Title VI, ESEA-Innovative Pr			
23	416200	Meal Sales: Non-Reimb.				62	445300	Perkins III-Voc Tech Act			
24	416900	Other Food Sales				63	445400	Adult Education			
25						64	445500	Child Nutrition Reimb.			
26	417100	Admissions/Activities				65	445600	Title VI-B			
27	417200	Bookstore Sales				66	445900	Other Indirect Fed. Prog.			
28	417300	Clubs, Org. Dues, Etc.				67	448200	Impact Aid - P.L. 874			
29	417400	School Fees & Charges				68	440000	TOTAL FEDERAL **	0	*****	0
30	417900	Other Student Revenues				69					
31						70	451000	Proceeds: Bonds,Capital Leases			
32	418100	Community Service				71	453000	Sale of Fixed Assets			
33						72	450000	TOTAL OTHER **	0	*****	0
34	419100	Rentals				73					
35	419200	Contributions/Donations				74		TOTAL REVENUES **	0	*****	0
36	419300	Transportaion Fees				75					
37	419900	Other Local				76	460000	TRANSFERS IN			
38		TOTAL OTHER LOCAL **	0	*****	0	77					
39	410000	TOTAL LOCAL ** (Line 13 + 38)	0	*****	0	78	400000	BAL.+ REVENUE + TRANS. (Lines 1 + 74 + 76)	0	*****	0

**BUDGET
EXPENDITURES**
July 1, 2023 - June 30, 2024

Line	Code	EXPENDITURES Functions/Programs	Current Year Budget	Amended Budget	100 Salaries	200 Benefits	300 Purchased Services	400 Supplies Materials	500 Capital Objects	600 Debt Retirement	700 Insurance- Judgment	800 Transfers
40	691	Other Support Services Prog.										
41												
42	600	TOTAL SUPPORT SERV.**	0	0	0	0	0	0	0	0	0	0
43												
44	710	Child Nutrition Program										
45	720	Community Services Program										
46	730	Enterprise Operations										
47	740	Student Activity Program										
48	700	TOTAL NON-INSTRUCTION**	0	0	0	0	0	0	0	0	0	0
49												
50	810	Capital Assets-Student Occ										
51	811	Capital Assets-Non Student Occ										
52	800	TOTAL CAPITAL ASSETS PROG**	0	0	0	0	0	0	0	0	0	0
53												
54	911	Debt Services Prog.-Princ.										
55	912	Debt Services Prog.-Int.										
56	913	Debt Serv Prog-Refnded Debt										
57	920	Transfers Out										
58												
59	900	TOTAL OTHER SERVICES **	0	0	0	0	0	0	0	0	0	0
60												
61		TOTAL EXPENDITURES ** (Lines 14+42+48+52+59) **	0	0	0	0	0	0	0	0	0	0
62												
63	950	Contingency Reserve (5% of Line 61)										
64												
65		TOTAL APPROPRIATION (Line 61 + Line 63)	0	0								
66												
67		BUDGET SUMMARY										
68												
69		Beginning Fund Balance										
70		Revenues + Transfers In										
71		TOTAL REVENUE (69 + 70)	0	0								
72												
73		Total Appropriation										
74		Unappropriated Balance										
75		TOTAL APPROPRIATION (73+74)	0	0								

BUDGET SUMMARY

The total on line 71 must equal the total on line 75

**BUDGET
REVENUES**
July 1, 2023 - June 30, 2024

Line	Code	REVENUES Item	Current Year Budget	Amended Budget		Line	Code	REVENUES Item	Current Year Budget	Amended Budget	
				Line Amounts	Totals					Line Amounts	Totals
1	320000	Estimated Fund Balance		*****		40	429000	Other County			
2		as of July 1	0	*****	0	41	420000	TOTAL COUNTY **	0	*****	0
3	411100	Taxes-General M & O				42					
4	411200	Taxes-Supplemental				43	431100	Base Support Program			
5	411300	Taxes-Emergency				44	431200	Transportation Support			
6	411400	Taxes-Tort				45	431400	Except Child/SED Support			
7	411500	Taxes-Cooperative				46	431500	Border Tuition Support			
8	411600	Taxes-Tuition				47	431600	Tuition Equivalency			
9	411700	Taxes-Migrant				48	431800	Benefit Apportionment			
10	411900	Taxes-Other				49	431900	Other State Support			
11	412100	Taxes-Plant Facility				50	432100	Driver Education Prog.			
12	412500	Taxes-Bond & Interest				51	432400	Professional Technical Prog			
13		TOTAL TAXES **	0	*****	0	52	437000	Lottery/Additional State Maint			
14	413000	Penalty: Delinquent Taxes				53	438000	Rev in Lieu of/Ag Equip Tax			
15						54	439000	Other State Revenue			
16	414100	Tuition - Individuals				55					
17	414200	Tuition-Districts in Idaho				56	430000	TOTAL STATE **	0	*****	0
18	414300	Tuition-Out of State Districts				57					
19						58	442000	Indirect Unrestricted Fed.			
20	415000	Earnings on Investments				59	443000	Direct Restricted Fed.			
21						60	445100	Title I - ESEA			
22	416100	School Food Service				61	445200	Title VI, ESEA-Innovative Pr			
23	416200	Meal Sales: Non-Reimb.				62	445300	Perkins III-Voc Tech Act			
24	416900	Other Food Sales				63	445400	Adult Education			
25						64	445500	Child Nutrition Reimb.			
26	417100	Admissions/Activities				65	445600	Title VI-B			
27	417200	Bookstore Sales				66	445900	Other Indirect Fed. Prog.			
28	417300	Clubs, Org. Dues, Etc.				67	448200	Impact Aid - P.L. 874			
29	417400	School Fees & Charges				68	440000	TOTAL FEDERAL **	0	*****	0
30	417900	Other Student Revenues				69					
31						70	451000	Proceeds: Bonds,Capital Leases			
32	418100	Community Service				71	453000	Sale of Fixed Assets			
33						72	450000	TOTAL OTHER **	0	*****	0
34	419100	Rentals				73					
35	419200	Contributions/Donations				74		TOTAL REVENUES **	0	*****	0
36	419300	Transportaion Fees				75					
37	419900	Other Local				76	460000	TRANSFERS IN			
38		TOTAL OTHER LOCAL **	0	*****	0	77					
39	410000	TOTAL LOCAL ** (Line 13 + 38)	0	*****	0	78	400000	BAL. + REVENUE + TRANS. (Lines 1 + 74 + 76)	0	*****	0

**BUDGET
EXPENDITURES**
July 1, 2023 - June 30, 2024

Line	Code	EXPENDITURES Functions/Programs	Current Year	Amended	100	200	300	400	500	600	700	800
			Budget	Budget	Salaries	Benefits	Purchased Services	Supplies Materials	Capital Objects	Debt Retirement	Insurance-Judgment	Transfers
40	691	Other Support Services Prog.										
41												
42	600	TOTAL SUPPORT SERV.**	0	0	0	0	0	0	0	0	0	0
43												
44	710	Child Nutrition Program										
45	720	Community Services Program										
46	730	Enterprise Operations										
47	740	Student Activity Program										
48	700	TOTAL NON-INSTRUCTION**	0	0	0	0	0	0	0	0	0	0
49												
50	810	Capital Assets-Student Occ										
51	811	Capital Assets-Non Student Occ										
52	800	TOTAL CAPITAL ASSETS PROG**	0	0	0	0	0	0	0	0	0	0
53												
54	911	Debt Services Prog.-Princ.										
55	912	Debt Services Prog.-Int.										
56	913	Debt Serv Prog-Refnded Debt										
57	920	Transfers Out										
58												
59	900	TOTAL OTHER SERVICES **	0	0	0	0	0	0	0	0	0	0
60												
61		TOTAL EXPENDITURES ** (Lines 14+42+48+52+59) **	0	0	0	0	0	0	0	0	0	0
62												
63	950	Contingency Reserve (5% of Line 61)										
64												
65		TOTAL APPROPRIATION (Line 61 + Line 63)	0	0								
66												
67		BUDGET SUMMARY										
68												
69		Beginning Fund Balance										
70		Revenues + Transfers In										
71		TOTAL REVENUE (69 + 70)	0	0								
72												
73		Total Appropriation										
74		Unappropriated Balance										
75		TOTAL APPROPRIATION (73+74)	0	0								

BUDGET SUMMARY

The total on line 71 must equal the total on line 75