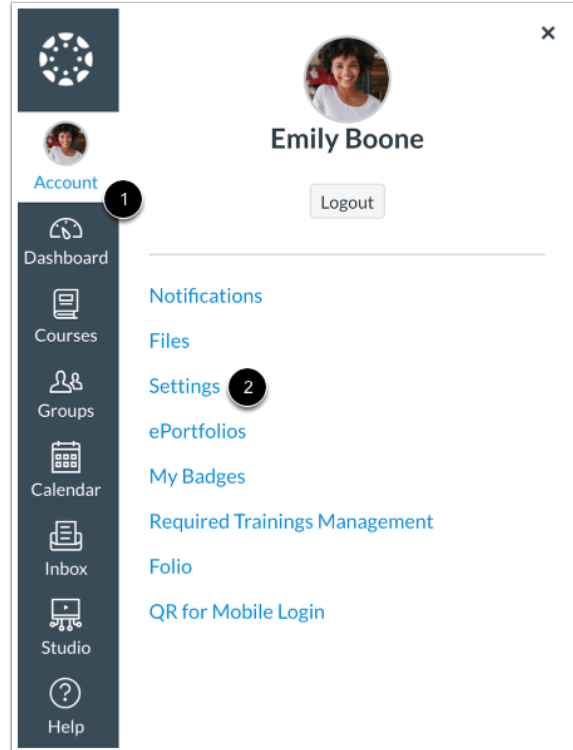


CANVAS PARENT PAIRING

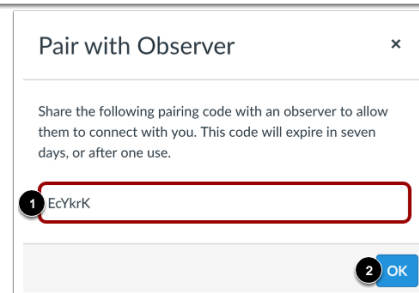
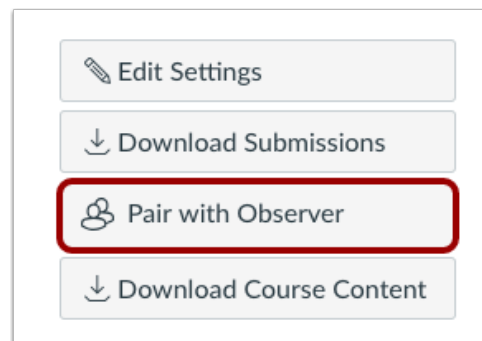
Generating a Pairing Code



1. Log in to the **student's Canvas** account: <https://pearland.instructure.com>
2. In Global Navigation, click the **Account** link [1], then click the **Settings** link [2].



3. Click the **Pair with Observer** button.
4. Copy the **six-digit alphanumeric pairing code** [1]. The pairing code will **expire** after seven days or its first use.
5. You will use this code to complete the next section.



CANVAS OBSERVER PAIRING

Creating an Account



1. After receiving the student code, go to:
<https://pearland.instructure.com/login/canvas>
2. Select **Click Here For an Account**

Complete the following:

3. Type your first and last name
4. Type your email address (**NOTE: if you are a PISD employee, please use a personal email for this account**)
5. Create a unique password
6. Re-type the password
7. Type the code received
8. Check the box
9. Click Start Participating
10. Follow the next set of instructions to add other students to your Observer Account.