





SENIOR CALENDAR

SEPTEMBER	OCTOBER	NOVEMBER	DECEMBER
<ul style="list-style-type: none"> Remember to log into Parchment at parchment.com to update your transcript after every grading period. You can download an unofficial transcript or order an official transcript from Parchment. Username is your email, 8 digit birthday for password. See registrar with questions. UC applications open August 1st. Begin working on rough draft personal in sight questions for UC and scholarship essays Register for the October or November test dates if you are considering a private or out of state school: Sierra High School Code: 051903 ACT: www.act.org SAT: collegeboard.org SAT Test Prep: www.khanacademy.org <i>UC & CSU campuses, no longer consider ACT/SAT test scores in admission decisions</i> Review college list/finish college comparisons CSU: calstate.edu/apply UC: universityofcalifornia.edu CCC: cccapply.org Contact private/technical schools for applications: aiccu.edu & commonapp.org Athletes register with the following: NCAA at web3.ncaa.org/ecwr3/ NAIA at naia.org ATTEND College Admissions Parent Night *Check student email for upcoming date* 	<ul style="list-style-type: none"> Attend College Fairs → Preview Days → College Open House **Attend NACAC Virtual College Fair Sign up at virtualcollegefairs.org/events** University Applications CSU applications open October 1st. <i>*Consider applying for EOP within your CSU application</i> Send “Early Decision” or “Early Action” applications Continue completing UC Applications <i>(open to submit October 1st)</i> Scholarships Check the scholarship bulletin weekly on the Sierra High School website. Search for scholarship opportunities using Fastweb.com or Goodcall.com 	<ul style="list-style-type: none"> Finish all personal insight responses/essays Submit UC applications ASVAB: *Check student email for upcoming date* KEEP GRADES UP! Colleges <u>DO</u> look at senior year CSU & UC applications due <div style="text-align: center;">  </div>	<ul style="list-style-type: none"> Take SAT or ACT if still needed for private schools / NCAA qualifying Check college specific scholarship deadlines and apply Financial Aid Applications Opens December (exact date TBA). <i>(Submit as soon as possible)</i> Fill out and submit the FAFSA, at studentaid.gov if you are a US citizen or eligible non-citizen. If you are filing a FAFSA, you will need a FSA ID. To create a FSA ID go to FSA ID. Fill out and submit the California Dream Act Application (CADAA) at dream.csac.ca.gov if you are an undocumented student. ATTEND Financial Aid Opportunities -Cash 4 College *Check student email for upcoming dates*
Helpful Resources/Tools & Reminders			
<ul style="list-style-type: none"> Check school website weekly for current school events https://sierrahigh.mantecausd.net Check email daily and Wolf Den News weekly for important announcements Sign up for workshops in the counseling office. 		<div style="border: 2px solid black; padding: 10px; background-color: #fff9c4;"> <p style="text-align: center;">FINANCIAL AID CALCULATOR</p> <p style="text-align: center;">Can I afford to attend college?</p> <p style="text-align: center;">Useful tool to check Your estimated family Contribution using FAFSA Formulas: bigfuture.collegeboard.org/pay-for-college/tools-calculators</p> </div> 	

JANUARY	MARCH	APRIL	MAY
<ul style="list-style-type: none"> Request transcripts through parchment.com for colleges that require them. Complete community college applications at cccapply.org. - Sign up for community college application workshops available on campus. Delta College on-line scholarship application must be completed <u>before</u> March. 	<p>**Financial Aid Applications due March 2nd, 2025**</p> <ul style="list-style-type: none"> If you submitted your financial aid application, login to Webgrants at mygrantinfo.csac.ca.gov to check status of your Cal Grant and create an account. If you have been awarded a Cal Grant, select the college you plan to attend. Check your personal email for initial communication from community colleges/universities that you have applied to. After that initial email, any future communication will come through your student portal or college/university email. Start checking college/university student portal for admission decision. Watch for Student Aid Report (SAR) from FAFSA. Make sure your college financial aid office has received a copy. 	<ul style="list-style-type: none"> Decide where you wish to go and revisit to confirm decision. Check into and apply for housing. Inform counseling secretary when you receive MONETARY SCHOLARSHIP AWARDS Inform counseling secretary when you receive COLLEGE ACCEPTANCE LETTERS 	<ul style="list-style-type: none"> Mail in deposit to the selected college by May 1 Request a final transcript through parchment.com and be sure to mark "HOLD FOR GRADES" (directions will be emailed). <div style="text-align: center;">  <p>SEND NOTES!</p> <p><i>Take the time to thank the individuals and/or organizations for scholarships/awards you receive.</i></p> </div>
FEBRUARY		JUNE	
<ul style="list-style-type: none"> Continue to pursue scholarships KEEP GRADES UP 			<p>Congratulations Graduate!</p>  <ul style="list-style-type: none"> Final transcripts are sent Attend College Orientations and/or Open House