

PLHS's Guide to Registering for the

The ACT can be a vital part of your post-secondary plans. Students in the state of Nebraska take the ACT in April of their junior year. Most college bound students take it more than once. The ACT is taken on national test dates throughout the year. Students need to register for these independently. The school does not automatically register students for anything except the April test of their junior year.

Unfortunately, there is a fee associated with the ACT. If you qualify for a fee waiver or free/reduced lunch, see Mr. Caruso for a voucher number to cover the costs.

These are the some of the fees to expect:

- ACT Test\$63
- ACT Test (with writing)..... \$88
- Late registration fee..... \$36
- Test location change..... \$40
- Test date change..... \$40

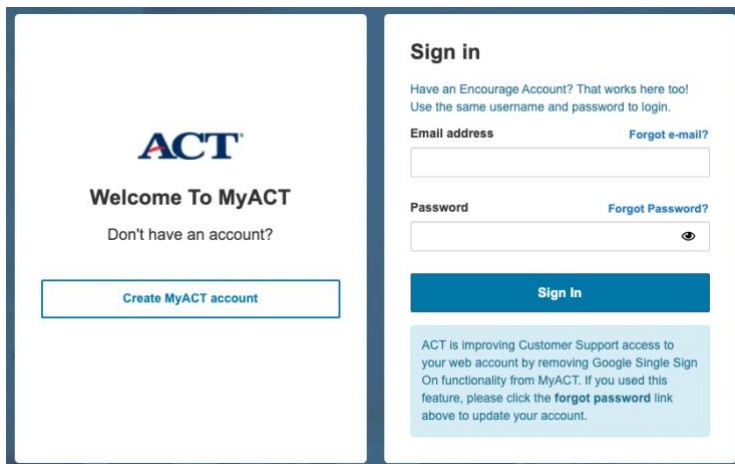
To register, follow these steps:

Step 1

[Log in](#) or create an account. Seniors created an account as juniors. Seniors will have to remember what email they used and may have to use the forgot password feature. If all else fails, students that already have an account can call 319-337-1270.

Creating the account. Go to my.act.org and be prepared to give some information. ACT will need the following:


- Full name
- Date of birth
- Email address (don't forget which one you use and avoid the PLCS email because it goes away after graduation)
- Phone number
- Know that the country code is +1
- Prepare a security phrase (any text you want but don't forget it)



The screenshot shows the ACT MyACT website interface. On the left, there is a 'Welcome To MyACT' section with the ACT logo and a 'Create MyACT account' button. On the right, there is a 'Sign in' section with a 'Sign in' button. Below the 'Sign in' button, there is a notice about Google Single Sign On functionality.

ACT
Welcome To MyACT
Don't have an account?
[Create MyACT account](#)

Sign in
Have an Encourage Account? That works here too!
Use the same username and password to login.
Email address [Forgot e-mail?](#)

Password [Forgot Password?](#)
 
[Sign in](#)

ACT is improving Customer Support access to your web account by removing Google Single Sign On functionality from MyACT. If you used this feature, please click the **forgot password** link above to update your account.

Step 2

Once logged in, you are on your “dashboard”. From here scroll down to the button labeled “Register for the ACT”.

Whether you're ready to [register for the ACT](#) or [explore colleges and careers](#), we're here to help you find your path and achieve your goals.

Prepare for the ACT

The ACT is the most popular college entrance exam, accepted and valued by all US universities and colleges. Do your best with our industry-leading prep tools.

[Register for the ACT](#)

Then you select if you will be testing in the USA or not. You will also be asked if you will need any accommodations for the test. This will be verified by our SSD coordinator. The last item on the section is whether or not you will elect to do the writing portion. The state ACT in April of the junior year requires this. Most colleges or agencies do not require the writing, so it is generally recommended that you do not choose writing. Ask Mr. Caruso if you are unsure if you should be taking the writing.

Welcome to ACT Registration!

Where will you be testing? [?](#)

In the U.S. Outside the U.S.

Do you have a disability that requires accommodations to access the test, or do you need English Learner supports? [?](#)

Note - if you have previously taken the ACT Test with accommodations and/or been previously approved to take the ACT Test with accommodations and would like to use those accommodations on this upcoming test, you must select "Yes, Accoms/Supports Needed" to avoid delay in confirming your registration.

No, None Needed Yes, Accoms/Supports Needed

Do you plan to take the ACT with writing or the ACT (no writing)? [?](#)

ACT with writing ACT, no writing

[Add to Cart](#)

Step 3

You will then choose the testing location and date. You can search by location or date. You do not have to take the test at PLHS. You can take it anywhere you will be on that day that has an available test.

Welcome to ACT Registration!

As we navigate the challenges and volatility of the COVID-19 pandemic, please know there is a chance that your test center may close prior to your scheduled test date. For the most up-to-date information, visit our [test center cancellation and reschedule page](#) and look for email updates from ACT.

Choose a test near 68046 [Change location...](#)


▼ June 2022 Register by May 20.

Papillion La Vista High School
08:00 am Papillion, NE

TIR Eligible [?](#)

Step 4

You then verify your selection and proceed to checkout. If you qualify or think you might qualify for a waiver, see Mr. Caruso. Otherwise, you will pay at the end. Have credit card handy.


	Product Selections	Price
	ACT Test Saturday Jun. 11, 2022, 8:00 am Henrico High School 302 AZALEA AVE Richmond, VA 23227 Remove	\$63.00
Voucher, waiver, or promo code, if any		
<input type="text" value="Enter code here"/>		<input type="button" value="Apply"/>
Subtotal		\$63.00
<p>⚠ To hold your seat, complete your payment and registration in the next 180 minutes.</p>		
<input type="button" value="Continue Shopping"/>		<input type="button" value="Proceed to Checkout"/>

Step 5

This is the time-consuming part. ACT will display a progress line at the top as you fill out a lot of information over several parts. If the account was already created, clicking save and continue at the bottom will help expedite some of these parts.

Extras

Please complete the pages through checkout to finish your registration







How will you prepare for the ACT?

Even one point could make a difference in admissions and scholarships. Our best-in-class prep tool is here to help.

The Official ACT Self-Paced Course <i>powered by Kaplan</i>	The Official ACT Live Online Course <i>powered by Kaplan</i>	The Official ACT Prep Guide
---	--	------------------------------------

- Part 1 (Extras): they will offer other products and services
- Part 2 (Info): You eventually will have to provide or take a picture. This is very important and you will eventually have to print a paper ticket to present on test day. They will also ask about, course history and programs of study but these have no bearing on your score so do not stress about these.
- Part 3 (College Choices): This is very important. You can select 4 colleges or agencies to receive official score reports. If you order a report after the fact, they will charge you more. Speak to Mr. Caruso if you have questions about the timing of score reports.
- Part 4 (Preferences): Asks if your guardian(s) can have access to your scores. If you would like that support, you will need to provide an email address.
- Part 5&6 (Payment/Review) (Confirmation): If a fee waiver was not used you will need to have a card ready to pay. PLHS does not handle any payments for ACT. After this is approved, you will confirm.

Enter Your Credit Card Information

Payment Details    

Card Holder's Name*

Card Number

*Remember, you will eventually have to upload a photo and print the admission ticket for entrance during test day. You will need an official ID also (driver's license or permit). Staff on test day will require you to have these items. A few sharpened pencils, an approved calculator and a snack for break are also wise to remember.