

# Sayville Public Schools



Board of Education Planning Session  
October 5, 2023

# SUPERINTENDENT'S REPORT

---

- **Around the District**
- **100 Days of Learning Report to the BOE**
- **Parent Workshop Update**





Around the District



# 3rd Annual Color Run





# HIGH SCHOOL MUSICIANS RECEIVE HONORS

All-County Jazz Musicians,  
All-State Musicians,  
NYSCAME (NYS Council of Administrators of Music  
Education) All-County Musicians



# PEACE DAY PROJECT AT LINCOLN AVENUE








# 7th Grade Field Trip



Rohan Murphy Visits Middle School

# Support for Farmingdale





AI

# **PARENT WORKSHOP**

## **BULLYING AWARENESS AND PREVENTION**

**TUESDAY, OCTOBER 10TH  
7:30 PM**

**JOIN US IN THE MIDDLE SCHOOL LIBRARY  
OR CLICK ON THE LINK TO  
WATCH ON ZOOM**



**SPEAKER**

**JOE SALAMONE**

EXECUTIVE DIRECTOR OF LONG ISLAND  
COALITION AGAINST BULLYING

**ZOOM LINK**

**Joe Salamone will discuss  
bullying prevention and  
how a family or child  
impacted by bullying can  
navigate their situation,  
working with the school and  
offering other resources and  
programs to bring to a  
successful resolution..**

---

# AN OVERVIEW OF THE SAYVILLE SCHOOL DISTRICT 100 DAYS OF LEARNING STAKEHOLDER SURVEY

ADMINISTERED 2022-2023



---

Independent Learners

Caring Citizens

Communicators

Collaborators

Critical Thinkers

Joyful Learners



SAYVILLE'S  
DESIRED  
STUDENT  
OUTCOMES



FEEDBACK FROM 100 DAYS OF LEARNING...

**...INFORMS OUR BOARD GOALS**



---

Independent Learners

Caring Citizens

Communicators

Collaborators

Critical Thinkers

Joyful Learners

---

GOAL #1:

WORKING TOGETHER  
THROUGH **CONNECTED  
AUTONOMY**  
TO ACHIEVE OUR GOALS



---


Engagement

Effective  
Assessment

School Policies

Independence

Caring  
Community



---

GOAL #1:

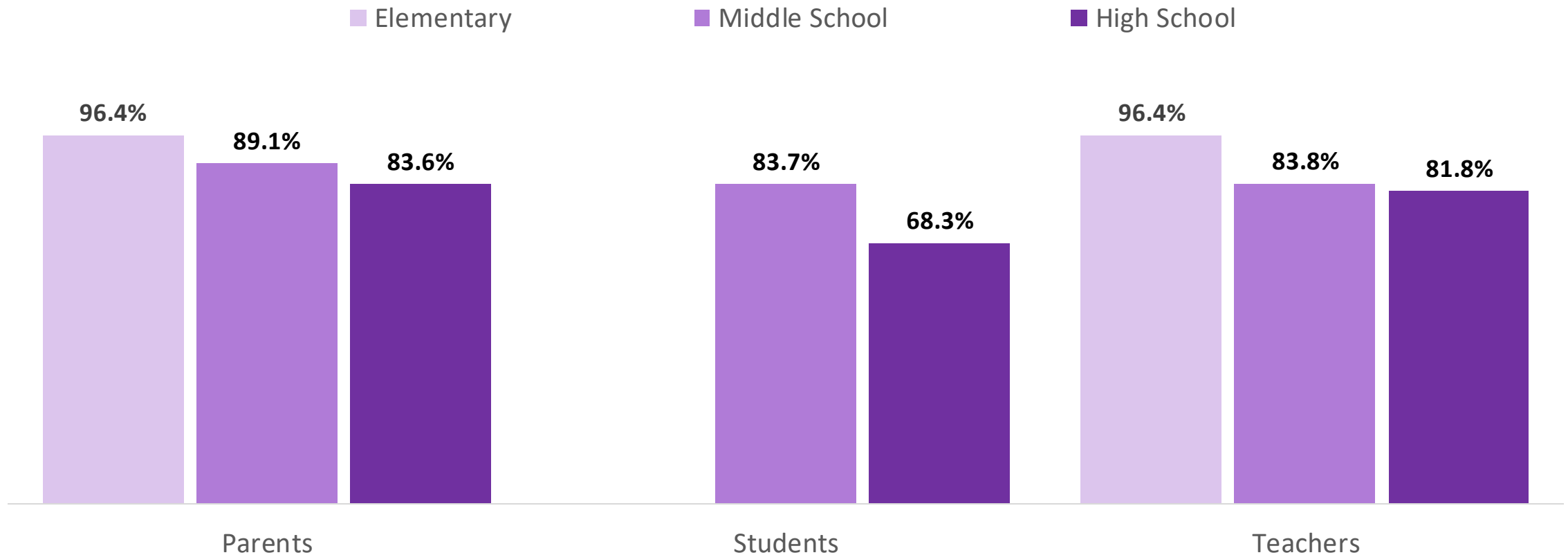
WORKING TOGETHER  
THROUGH **CONNECTED**  
**AUTONOMY**  
TO ACHIEVE OUR GOALS



# ENGAGEMENT: STUDENTS



Average Percent of Constituents Who Feel [Children Are] Engaged in/Enjoy Learning in School

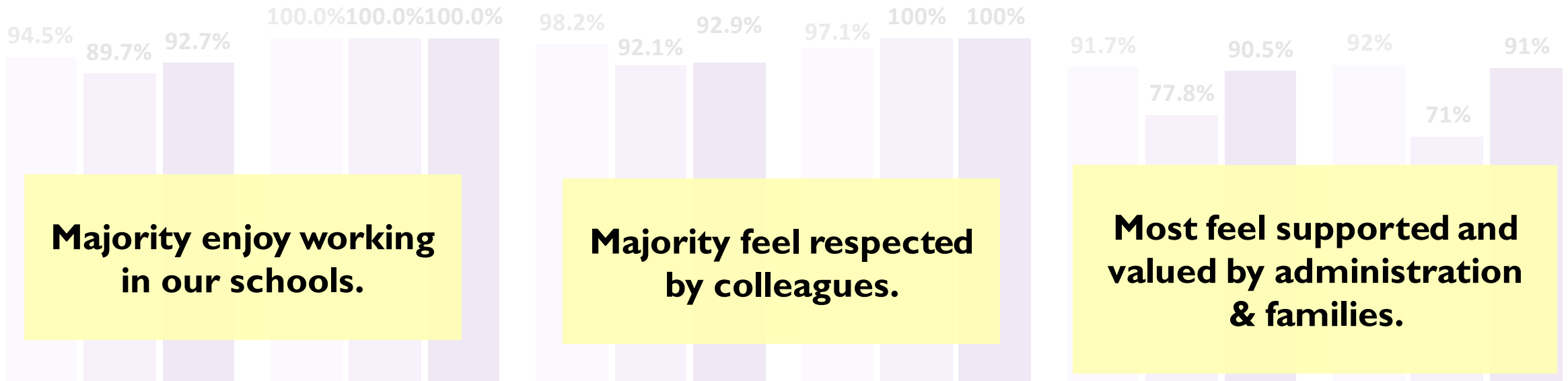




# ENGAGEMENT AND ENJOYMENT: TEACHERS

Average Percent of Teachers and Staff Who Feel Valued, Respected, and Happy at Sayville

■ Elementary      ■ Middle School      ■ High School



**Majority enjoy working in our schools.**

**Majority feel respected by colleagues.**

**Most feel supported and valued by administration & families.**

Teachers

Staff

Teachers

Staff

Teachers

Staff

Feels Happy Working in Sayville

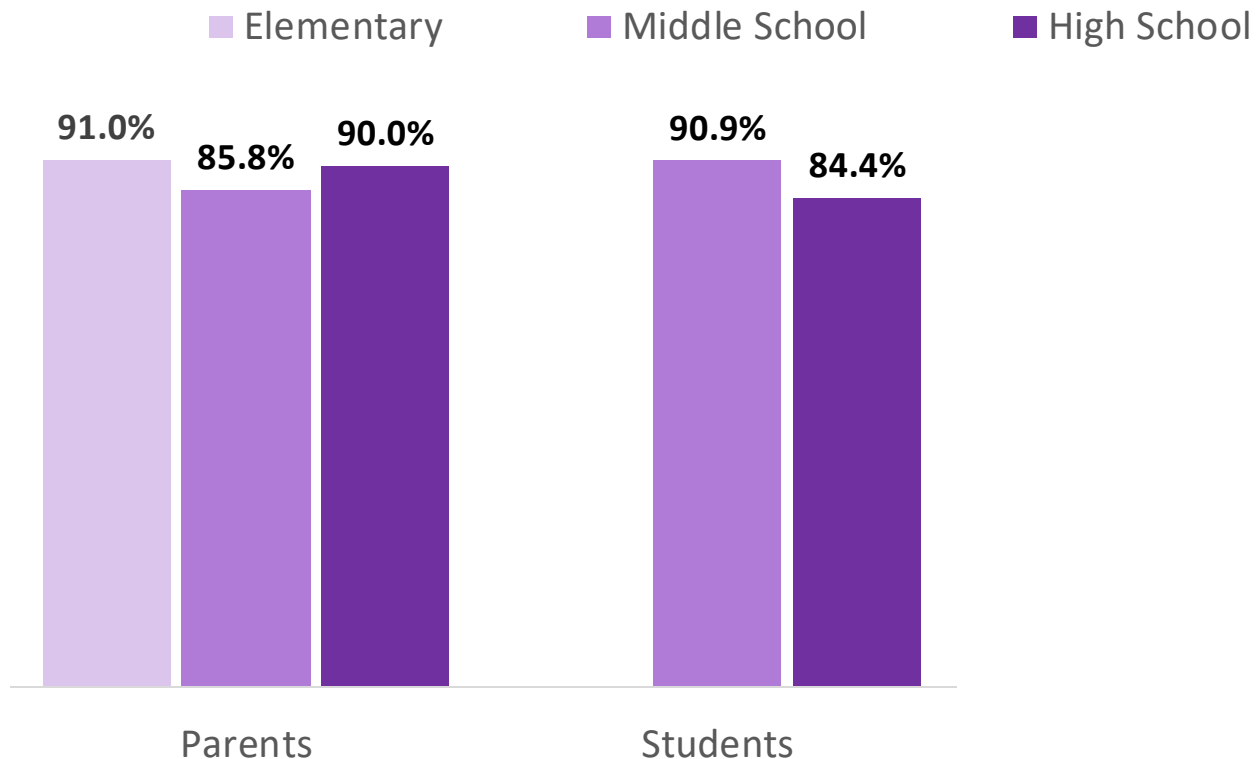
Feels Respected by Colleagues

Feels Supported & Valued



# INDEPENDENT LEARNERS

Average Percent of Constituents Who Believe  
Child/Self/Students are Independent & Responsible Learners



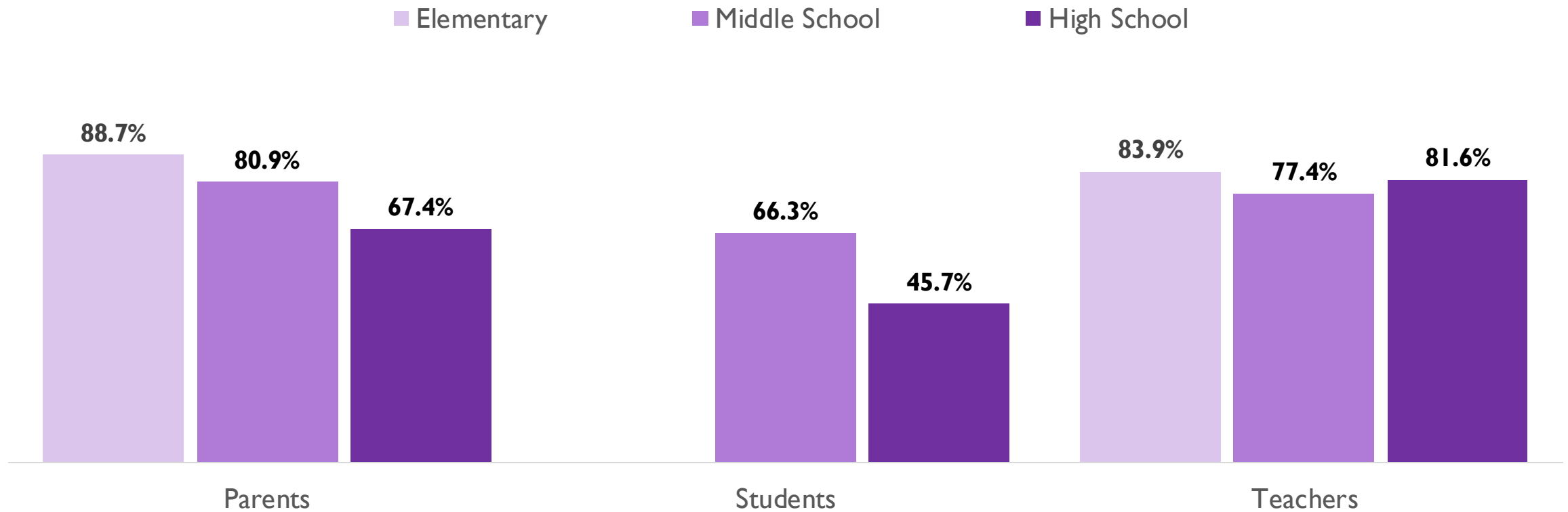
## Teachers reported they wanted students to:

- Take more ownership of their work.
- Work more independently.
- Be more accountable.

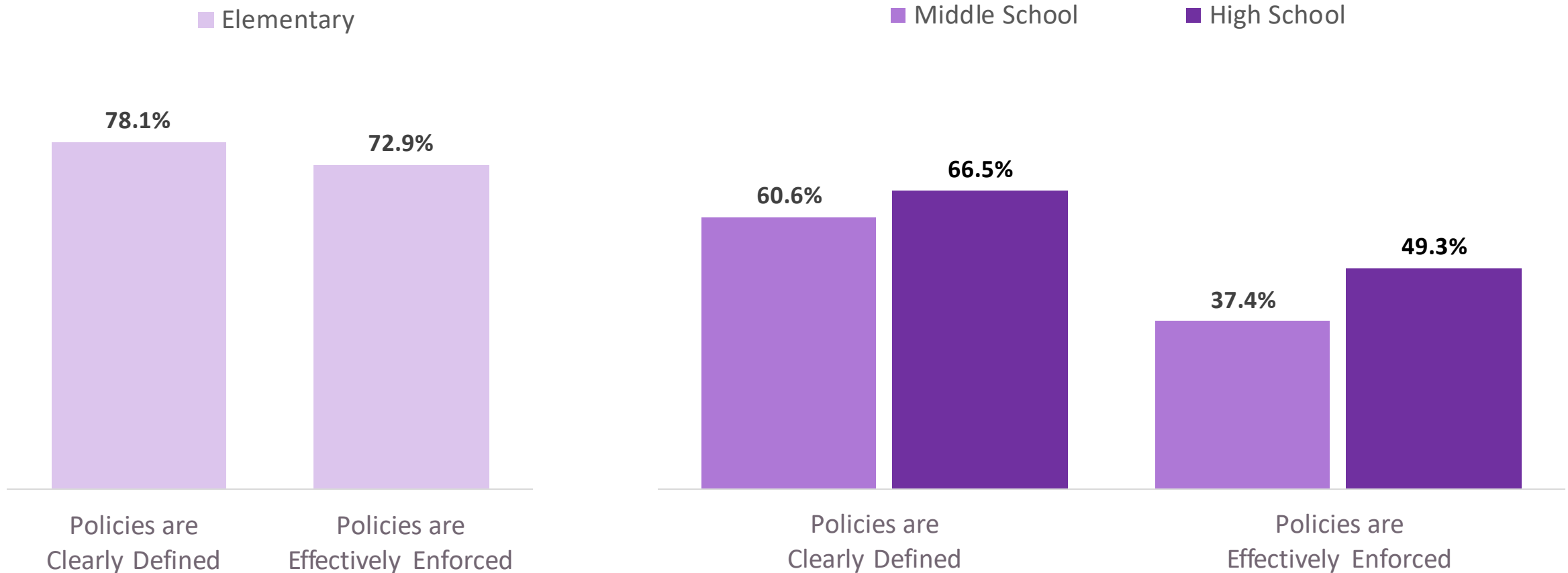
# HOMEWORK & ASSESSMENTS



Average Percent of Constituents Who Feel Homework & Assessments are Appropriate and Effective



# SCHOOL POLICIES: ATTENDANCE & CODE OF CONDUCT

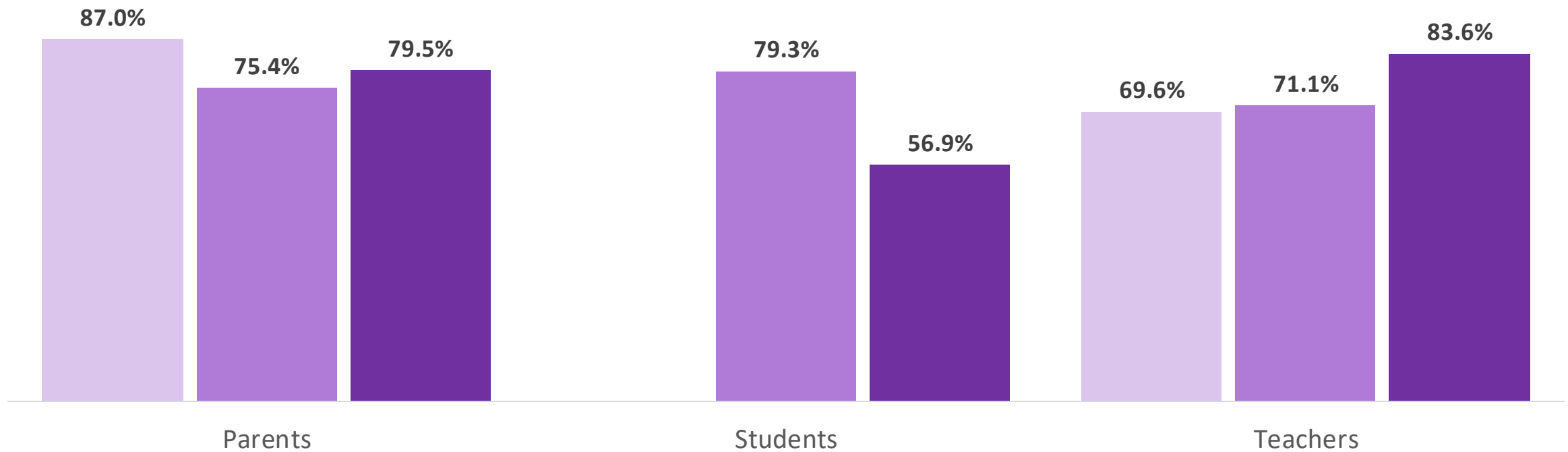


# GRADING SYSTEM



Average Percent of Constituents Who Feel the Grading System Effectively Measures Student Learning

Elementary Middle School High School





---

GOAL #1:

**WORKING TOGETHER  
THROUGH CONNECTED  
AUTONOMY  
TO ACHIEVE OUR GOALS**

- 
- Collaboration
  - Shared vision
  - Alignment with desired student outcomes




ELA

AS

Math

Science

Desire for  
teacher voice  
to shape programming



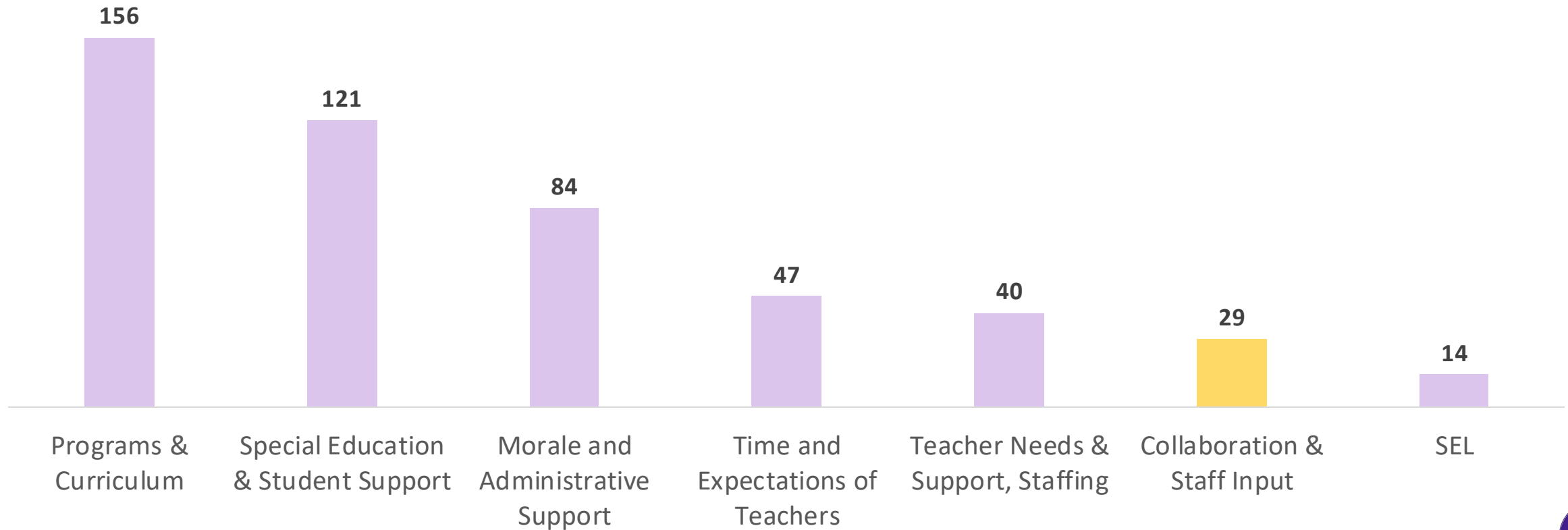
GOAL #2:

**ELEMENTARY  
CURRICULUM  
& INSTRUCTION**



# FOCUS GROUP FEEDBACK HIGHLIGHTS INTEREST IN K-5 PROGRAM

Occurrence of Themes During Elementary Faculty/Staff Focus Group Conversations





## FOCUS GROUP FEEDBACK: LITERACY

- Teachers communicated difficulties and inconsistencies with the implementation and pacing of the K-5 literacy curriculum.
- Teachers expressed the need to evaluate and clarify the set of approaches used to provide reading and writing instruction.



## FOCUS GROUP FEEDBACK: MATH

- Teachers expressed concerns over the scope and pacing of the K-5 math curriculum.
- Additional professional development and targeted support will improve implementation of math curriculum.



## FOCUS GROUP FEEDBACK: **SCIENCE**

- Recently implemented NYS Science Standards require a shift in instruction.
- Professional development will equip teachers with the tools to ensure students meet expectations.

## FOCUS GROUP FEEDBACK: ACADEMIC INTERVENTION & SUPPORT

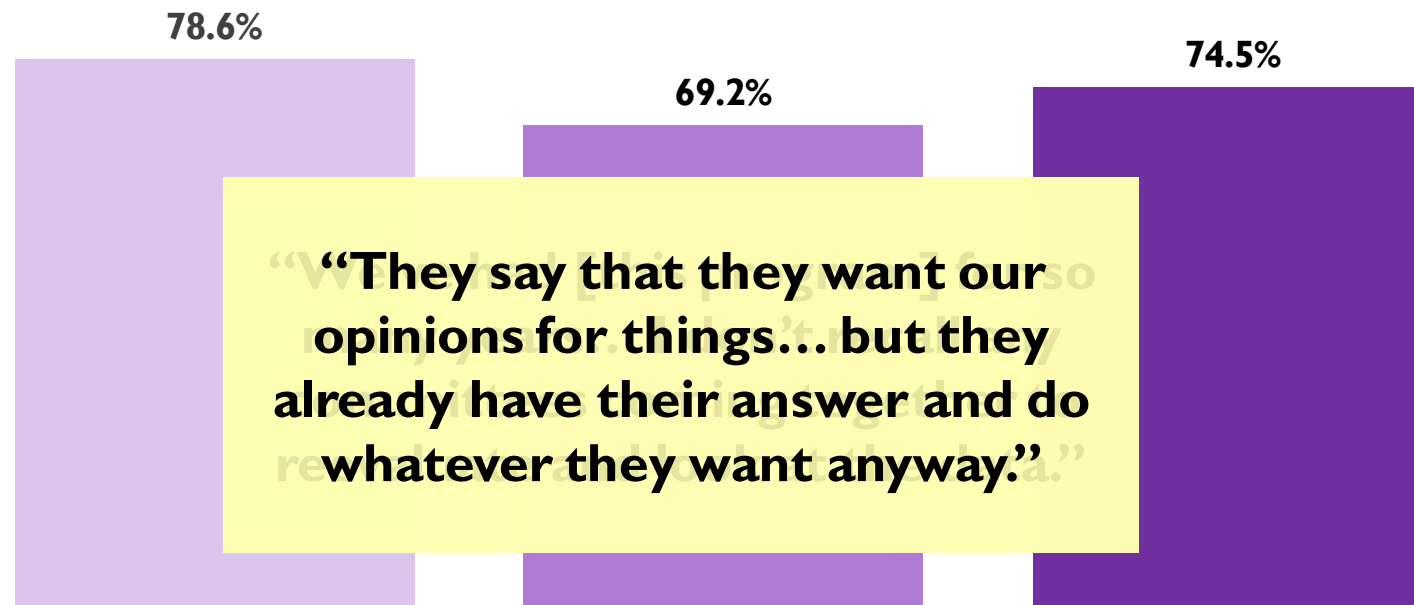
- Teachers expressed the desire to better utilize AIS specialists:
  - “They have so much information they could be sharing with us, but their schedules are packed and they can’t even see all of the kids who need help.”
- AIS specialists have already been added to provide additional support.
- Students who struggle but do not qualify from Special Education Services could benefit from enhanced AIS support.
- Committee will formalize clear and consistent plan across buildings.



# FOCUS GROUP & SURVEY FEEDBACK: UTILIZING TEACHER VOICE

Percent of Teachers Who Feel their Voice is Listened To by Decision Makers

Elementary Middle School High School



**“They say that they want our opinions for things... but they already have their answer and do whatever they want anyway.”**





---

GOAL #2:

# ELEMENTARY CURRICULUM & INSTRUCTION

- 
- Programmatic reviews
  - Consistency across buildings
  - Clear direction
  - Teacher voice




---

STRIDES

Fostering  
Belonging

Continually Examine How  
Students Experience Our  
Schools (Safe, Caring  
Learning Environments)



---

GOAL #3:

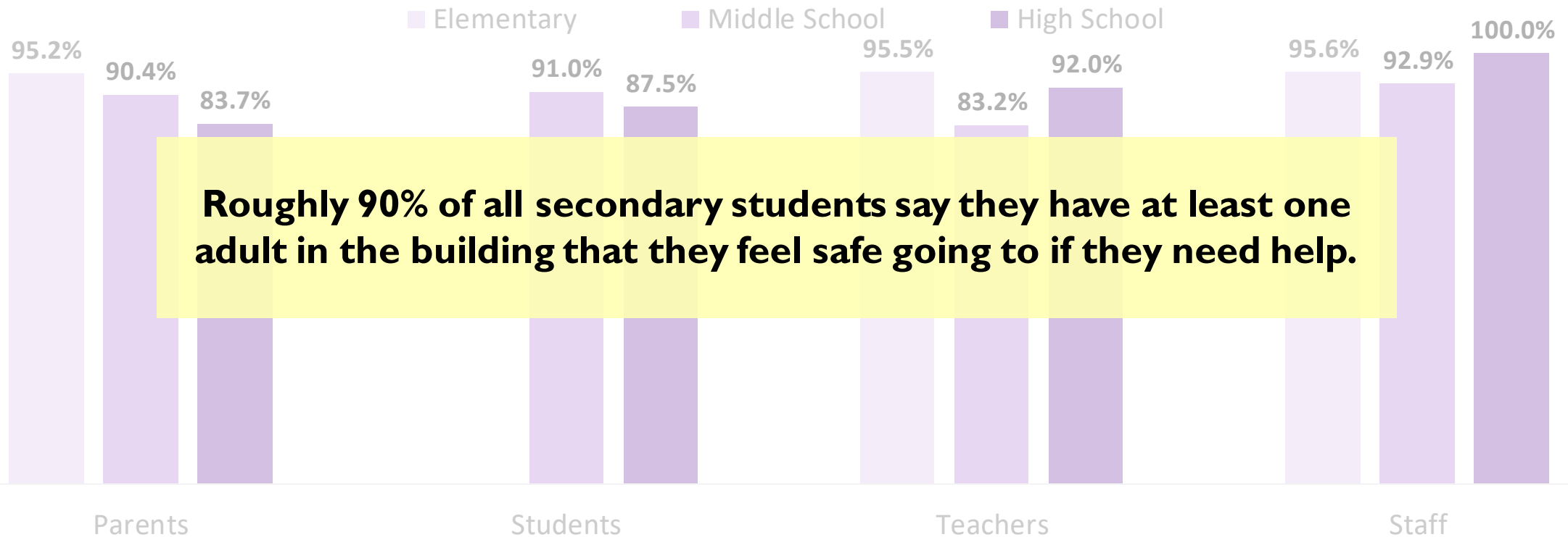
SENSE OF  
**BELONGING**  
& INCLUSIVITY



# CARING & ACCEPTANCE



Average Percent of Constituents Who Feel They/Their Children are Cared For, Respected, & Accepted

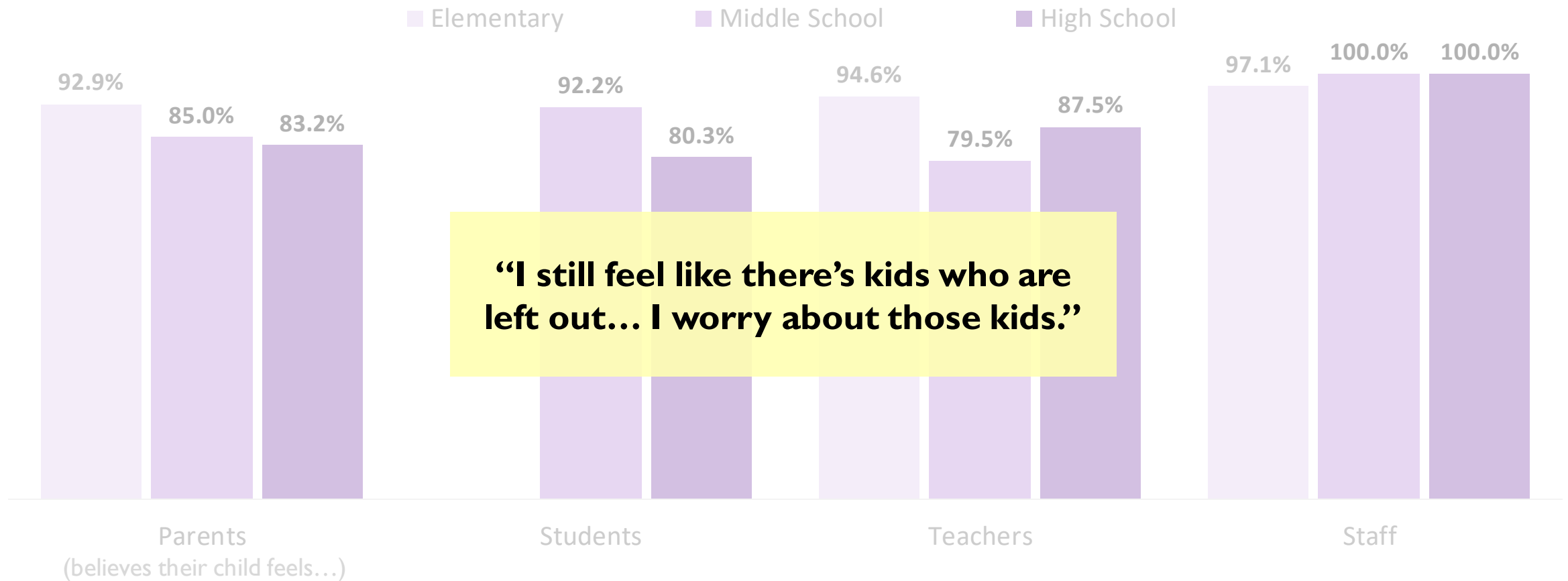


**Roughly 90% of all secondary students say they have at least one adult in the building that they feel safe going to if they need help.**

# EMOTIONAL SAFETY



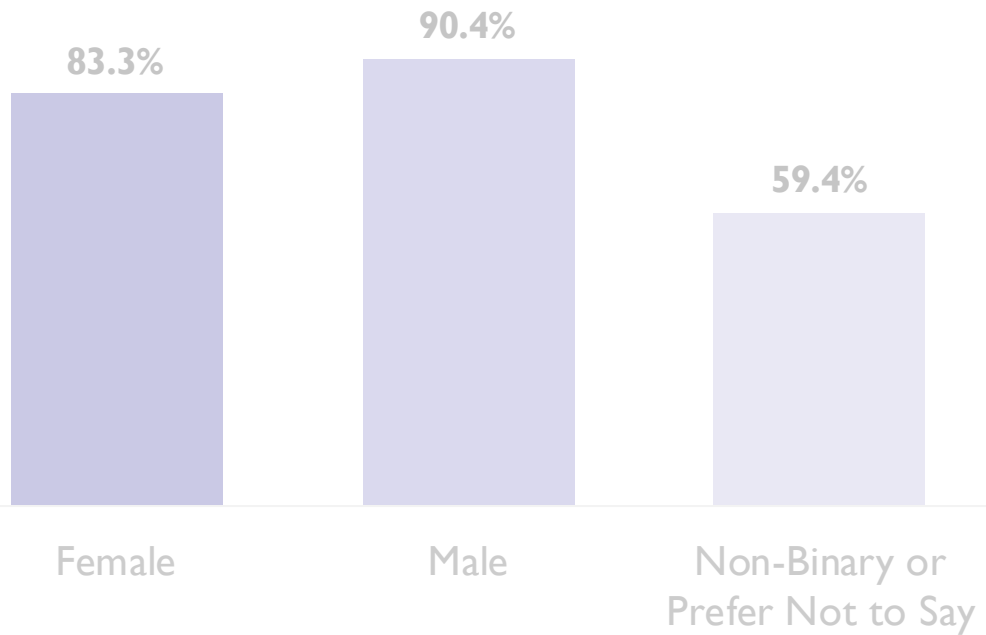
Average Percent of Constituents Who Feel Emotionally Safe in School



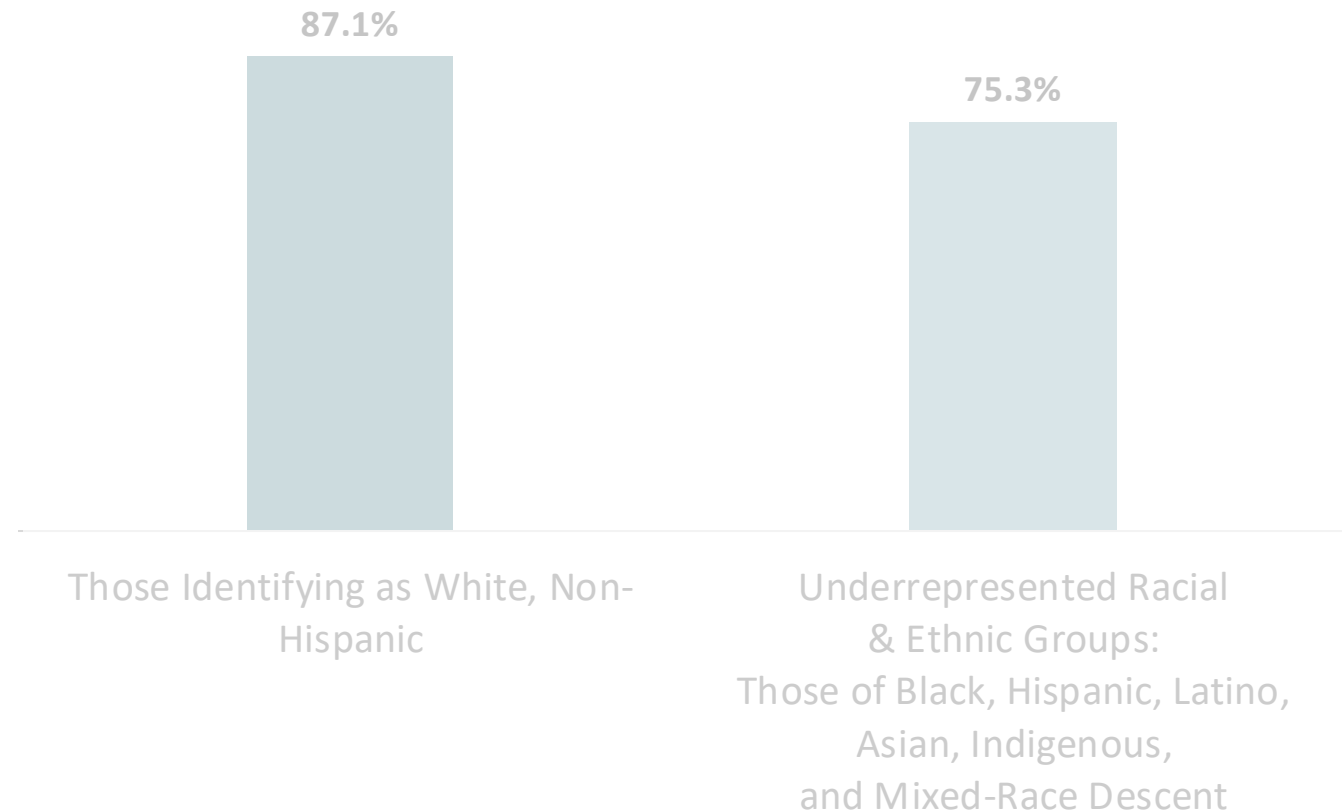


# STUDENTS' EMOTIONAL SAFETY, DISAGGREGATED

Average Percent of Secondary Students who Feel Emotionally Safe in School, by Gender



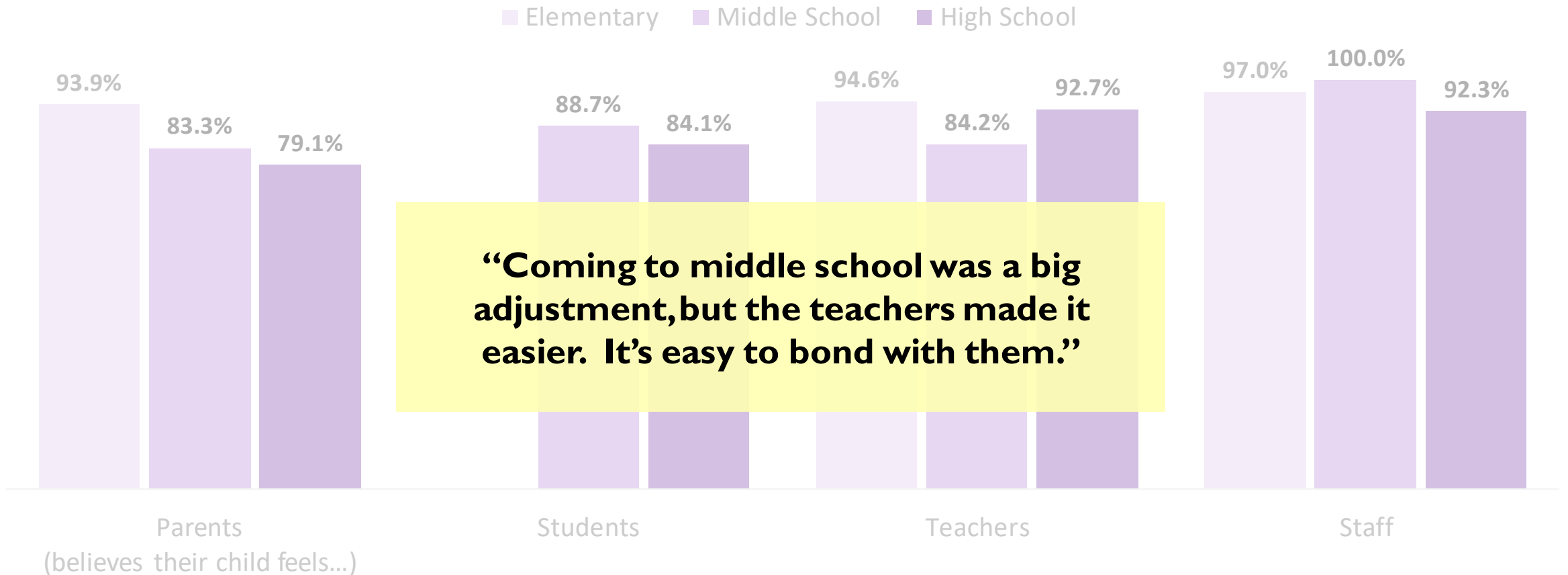
Average Percent of Secondary Students who Feel Emotionally Safe in School, by Race/Ethnicity Group





# CONNECTION TO SCHOOL COMMUNITY

Average Percent of Constituents Who Feel Connected to the School Community



---

GOAL #3:

# SENSE OF BELONGING & INCLUSIVITY


- 
- Continue integrating STRIDES into curriculum and culture
  - Incorporate STRIDES into building goals.
  - Promote practices that foster belonging and emotional safety.



---

Capital areas  
of focus

Instructional  
and Staffing  
areas of focus



---

GOAL #4:

**FISCAL  
PLANNING**

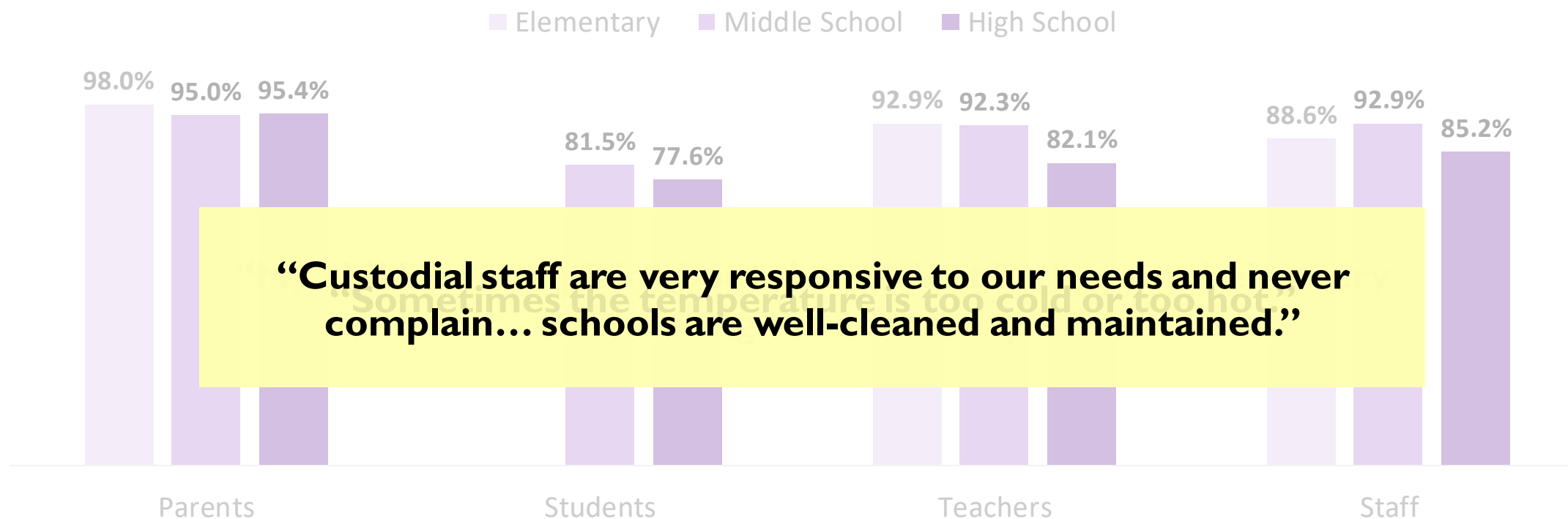






# MAINTENANCE OF FACILITIES

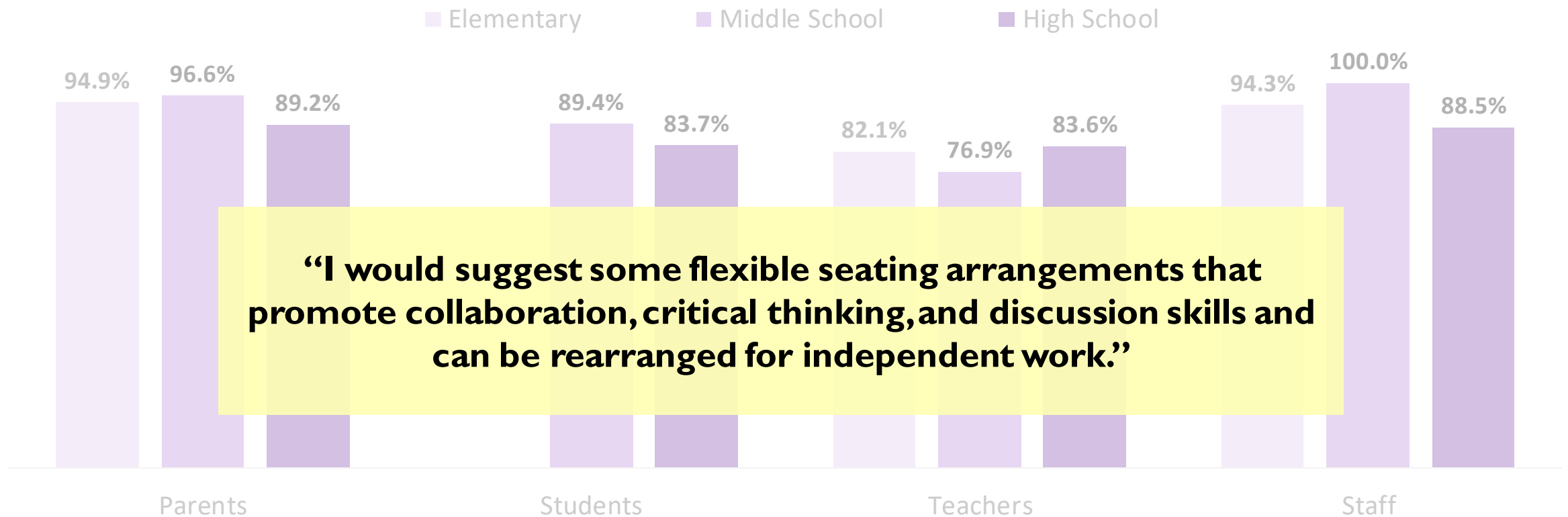
Average Percent of Constituents Who Feel Sayville School Buildings are Clean and Well-Maintained



# LEARNING SPACES



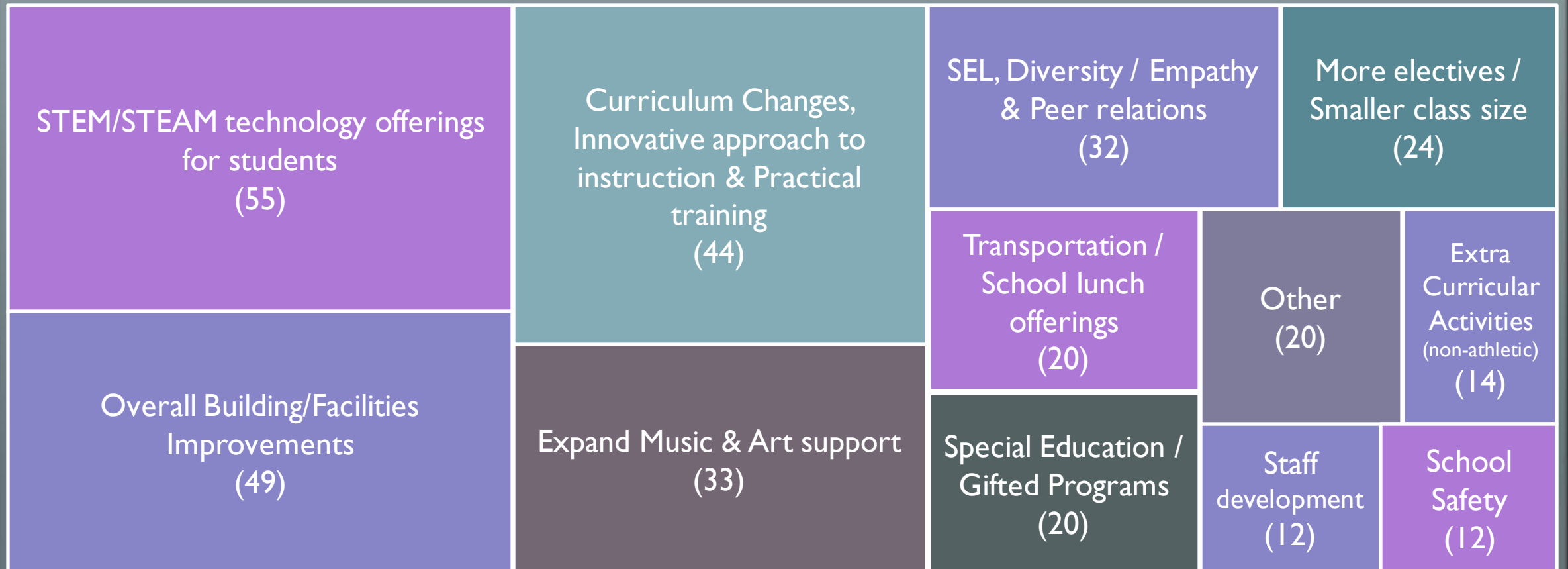
Average Percent of Constituents Who Feel Spaces are Designed Effectively





# FISCAL PLANNING: CAPITAL IMPROVEMENTS

Where to invest **TAX DOLLARS**, based on **Community responses (335)**





## FISCAL PLANNING: STAFFING

- AIS Support: Completing 3-Year Plan for Academic Intervention
- STEAM/Enrichment: Completing 2-Year Plan for Elementary STEAM
- Supporting Elementary World Language: Completing 5-Year Plan
- Teacher Leadership: Instructional Coaching Opportunities
- Elementary Director for Literacy and MTSS

---

GOAL #4:

# FISCAL PLANNING

- 
- Capital areas of focus
  - Instructional areas of focus
  - Staffing




---

Building Communication

District Communication

Parent  
Square

BOE Topics &  
Agendas



---

GOAL #5:

ENHANCED  
**COMMUNICATION**  
& TRANSPARENCY

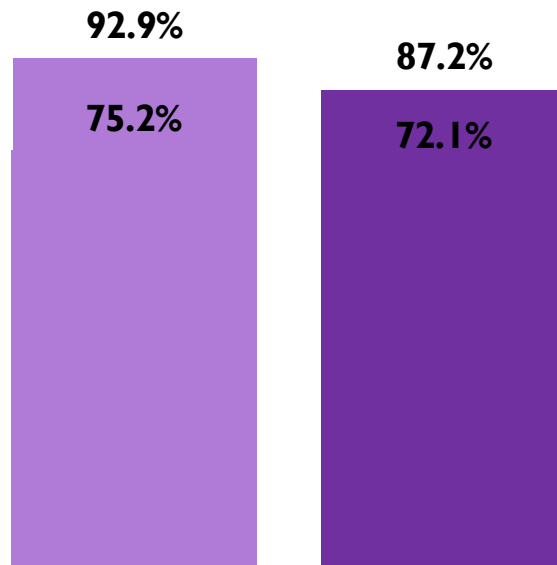




# COMMUNICATION: TEACHERS

Average Percentage of Parents Who Feel They Have Teachers Do What They Effectively Do To Be Successful in School

■ Middle School   ■ High School



Parents

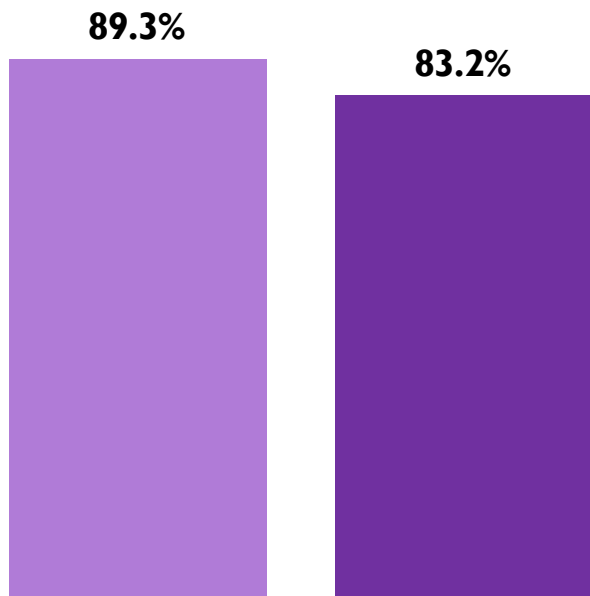
- Focus Group remarks showed both appreciation for teacher communication and desire for more, particularly at secondary level.
- Parents expressed preference to obtain information directly from teachers/administration rather than social media platforms.



# COMMUNICATION: ADMINISTRATION & BOE

Average Percent of Parents Who Feel Administration Communicates Effectively

■ Middle School   ■ High School



Parents

- Recommendation for better organization of website.
- Desire for BOE meetings to be more conducive to a wider audience who is eager to share feedback.



---

GOAL #5:

# ENHANCED COMMUNICATION & TRANSPARENCY

- 
- Continue promoting practices that enhance communication and transparency.
  - Parent Square
  - BOE



# VOICE INFORMS GOALS



Average Percent of Constituents Who Feel Sayville Values Their Autonomy, Choices, & Opinions

