


SAYVILLE SECURITY UPDATE INCLUDING 2023-24 ENHANCEMENTS

Board of Education Presentation on November 15, 2023

*by: Rhonda L. Meserole, CPA Assistant Superintendent for Business and
Mr. Wayne Simone, Director of Security*




- When a visitor comes to the Sayville Schools, they will be greeted by one of our Uniformed Security Guards



PROGRAM OVERVIEW

Forty-nine (49) Security Guards on Staff & Head of Security

- 48 guards with prior law-enforcement experience
- 15 guards reside within the Sayville UFSD, with vested interest in community.
 - Sayville HS - 11 guards
 - Sayville MS – 7 guards
 - Cherry Ave – 5 guards
 - Lincoln Ave – 5 guards
 - Sunrise Drive – 5 guards
 - Mobile Patrol – 4 guards (Two mobile patrols and one on weekends)
- Security is present outside during arrival, dismissal and recess periods
- Guards are trained in the following areas:
 - CPR, AED & First aid, Narcan, Stop the Bleed



PATROL VEHICLES



PATROLS

- Weekend patrols throughout the district visiting all buildings
- Additional perimeter checks are being conducted at each building by guards assigned to that building
- **2023-2024 Enhancements**
 - Additional Security guards assigned to sporting and school sponsored events
 - Additional roaming vehicle added at the start of the school year
 - Additional guard added to the Middle School for night time activities
 - District camera system upgrades – Additional Interior cameras installed in school buildings as well as upgrades to some of the exterior cameras. Note: additional upgrades to exterior cameras will be implemented each year until full replacement, which will allow SCPD to have capability of monitoring our camera system in real time in the event of an emergency
 - Installation of door swipes
 - Increased radio communications with new repeater and radios for each school



SECURITY PROGRAM PROTOCOLS

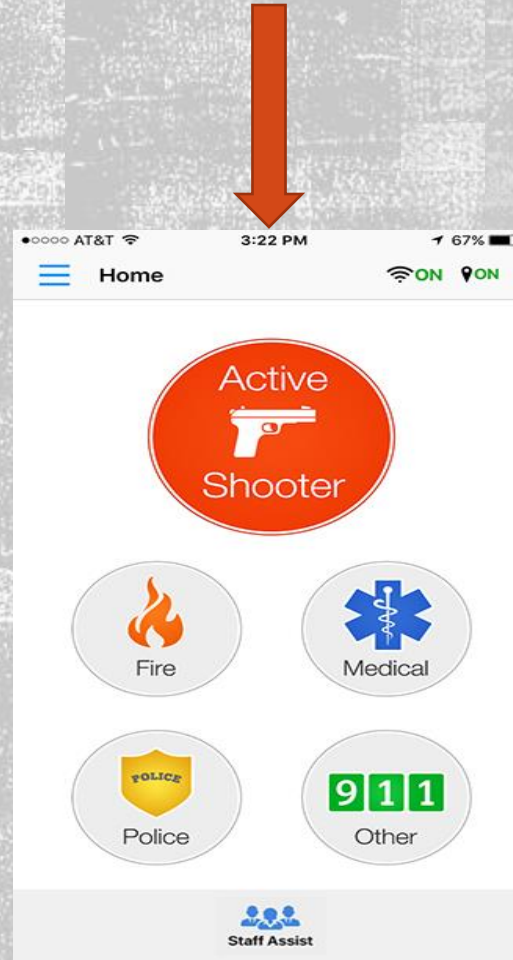
Active Shooter training conducted on Superintendents Conference Day for all district staff.

Presentation was recorded so it may be shared with any new hires.



Signage – “School grounds closed while school is in session” posted at all school buildings.

RAVE app is available for District staff.




Poster campaign to remind all students and staff to keep doors closed at all times.

Ensuring doors are closed is a top priority for the security team and building staff

DISTRICT WIDE SAFETY PLAN & BUILDING PLANS

- **Individual Building and District plans are updated annually and are submitted to NYSED**
 - Building plans are confidential and are only shared at the Building level
 - The District Wide Health & Safety Plan may be found on the District's website at: [2023-2024 DW Health & Safety Plan](#)
 - The District has contracted with BOCES for 2023-2024 for a Safety Consultant to assist with our health & safety practices and provide a resource for ensuring compliance
- **All buildings conduct individual health and safety meetings with their designated emergency response team.**
- **The District's Health & Safety Committee meets four (4) times per year**
 - Chaired by the Assistant Superintendent for Business
 - Safety team has been expanded to include:
 - Sayville Fire Departments
 - SCPD – 5th Precinct & Department of Homeland Security
 - School Board member(s)
 - Parent representatives
 - BOCES Safety Consultant
 - Transportation
- **Fifth-Precinct officers conduct walkthroughs of each building**
 - Fifth Precinct SRO's meet with Principals and consult with our Head of Security & Guards
- **District staff continually evaluate the security & safety policies & protocols and amend as necessary**



ANNUAL DRILLS

The 12 drills that are practiced annually are detailed within our District Wide Health & Safety Plan and are mandatory guidelines:

- Eight (8) drills conducted prior to December 31
- Four (4) drills for the remainder of the School Year
- Two (2) drills conducted during Summer School

The drills must be comprised of the following:

- ❑ Evacuation/Fire Drills: Eight (8) per building (required)
- ❑ Lockdown: 4 per building (required)

EDUCATION LAW 807

- 12 Drills Total Required for School Year
 - 4 Lockdowns and 8 Evacuations
 - 4 of the evacuation drills through secondary means of egress
 - 1 drill during lunch or assembly unless instruction is provided during lunch or assembly
- 2 Additional Drills Required during Summer School (1 during first week)

September

October

8 Drills by December 31st

November

December

January

February

4 Drills for

March

Remainder of

April

School Year

May

June

July

August

2 Additional Drills during Summer School



EMERGENCY RESPONSE PROTOCOLS (SHELL)

- Building-level emergency response plans include policies and procedures for response to emergency situations such as those requiring evacuation, sheltering and lock-down.
 - **Shelter-in-place** - something is going on and it is not safe for us to leave the building
 - Weather, chemical spill outdoors, radiological emergency, etc.
 - **Hold-in-place** - something is happening in the building and we need to keep the students away from the affected area
 - Medical emergency, localized chemical spill/odor, concerning behavior that has not reached threat levels, physical altercations, etc.
 - **Evacuation** - something is happening in the building and we need to leave
 - Some examples are: fire, chemical spill, gas leak, etc.
 - **Lockdown** - ONLY used for an active assailant or weapon in building. Expect that the building occupants are in danger of imminent harm
 - **Lock-out** - we need to keep someone or something out of our building
 - Some examples are: criminal activity in neighborhood or wild animal sighting



NY STATE EMERGENCY RESPONSE **S.H.E.L.L.**

SCHOOL NAME:
911 ADDRESS:



SHELTER-IN-PLACE

SHELTER STUDENTS AND STAFF INSIDE THE BUILDING BECAUSE IT IS SAFER INSIDE THE BUILDING THAN OUTSIDE.

ACTIONS:

- Listen for instructions about the situation and your actions.
- Students in hallways should return to assigned classroom, if possible.
- Classroom teachers, take attendance.
- All other staff assist students, as needed.
- Move away from windows, if situation warrants.
- If instructed, move out of classroom to designated safe area. Stay together at all times.
- Take Attendance.
- Listen for updates.



HOLD-IN-PLACE

RESTRICT MOVEMENT OF STUDENTS AND STAFF WITHIN THE BUILDING WHILE DEALING WITH SHORT TERM EMERGENCIES.

ACTIONS:

- Listen for instructions about the situation and your actions.
- Students in hallways should return to assigned classroom, if possible.
- Classroom teachers, take attendance.
- All other staff assist students, as needed.
- Listen for updates.



EVACUATE

EVACUATE STUDENTS AND STAFF FROM THE BUILDING.

ACTIONS:

- Listen for instructions about the situation and your actions.
- Lead students to designated assembly or announced assembly area. Use secondary route, if necessary.
- Bring attendance list and class roster.
- Close the classroom door after exiting.
- Take attendance when safe to do so.
- If evacuating off site, take attendance before moving from and upon arrival at off site location.
- Listen for updates.



LOCKOUT

STUDENTS AND STAFF REMAIN INSIDE LOCKED **SCHOOL BUILDINGS** DURING INCIDENTS THAT POSE AN IMMEDIATE CONCERN OUTSIDE OF THE SCHOOL.

ACTIONS:

- Listen for instructions regarding the situation and your actions.
- Lock all exterior doors and windows.
- Leave blinds/lights as they are.
- Take Attendance.
- After initial instructions, listen for updates.
- Classroom instruction continues as normal.
- All outdoor activities are terminated.
- Listen for updates.



LOCKDOWN

SECURE STUDENTS AND STAFF INSIDE LOCKED **CLASSROOMS** DURING INCIDENTS THAT POSE AN IMMEDIATE THREAT OF VIOLENCE IN OR AROUND THE SCHOOL.

ACTIONS:

- When you hear LOCKDOWN, LOCKDOWN, LOCKDOWN announced, move quickly to execute the following actions.
- If safe, gather students from hallways and common areas near your classroom.
- Lock your door. Barricade if necessary.
- Move students to a safe area in the classroom out of sight of the door.
- Leave windows, blinds/lights as they are.
- Keep everyone quiet. Silence cell phones.
- Take attendance, if possible.
- Do not communicate through door or answer room phone.
- Do not respond to P.A. announcements or fire alarm.
- Stay hidden until physically released by law enforcement personnel.

This quick reference has been shared with all Building Administrators as a guide.



SCHOOL SAFETY

School safety is a shared responsibility

- Guards
- School staff
- Students
- Parents
- Community Members
- First Responders



THANK YOU

- The District promotes – “**If you See Something, Hear Something, Say Something**” with all staff, students, parents and the community
- The District has an Anonymous Tip Line for security related issues at 631-244-6503. This is posted on the website at

