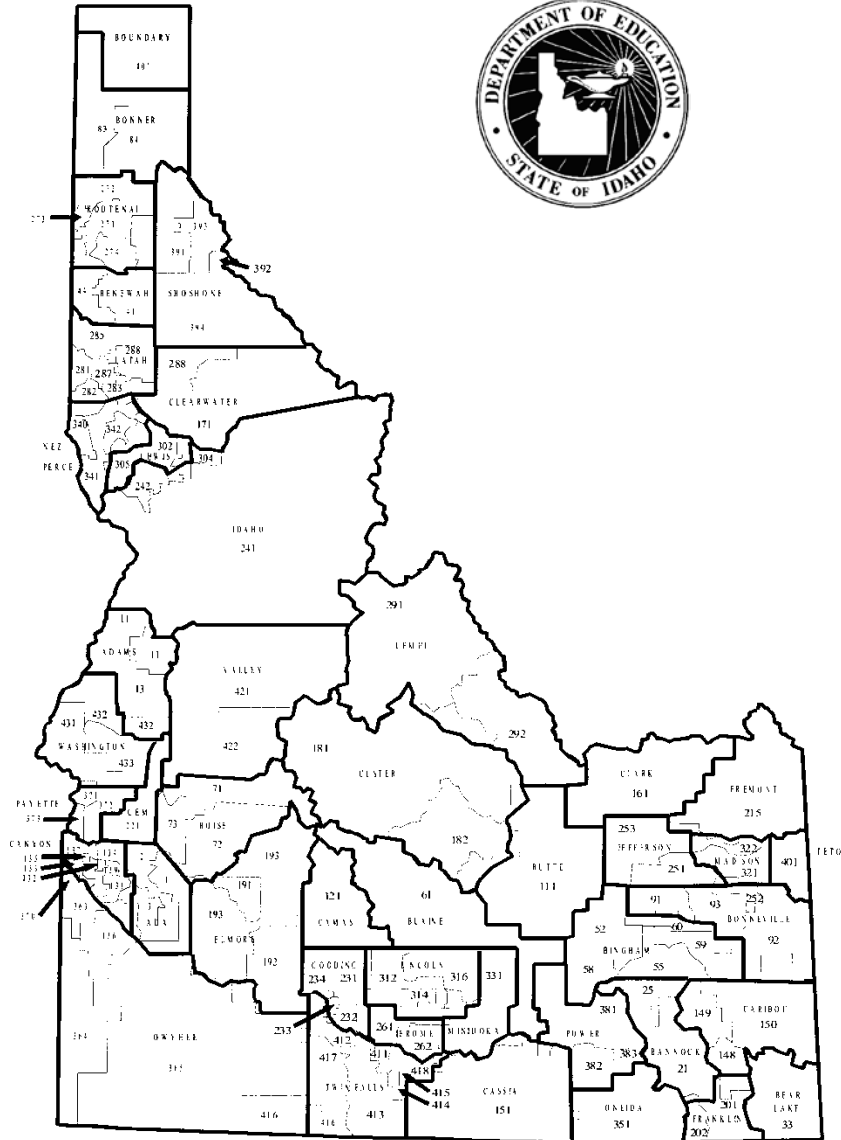


SCHOOL DISTRICT BUDGET

2020 – 2021



Coeur d'Alene Charter Academy

Name of School District/Charter School

#491

Organization Number

Kootenai

County

Sherri Ybarra

STATE SUPERINTENDENT OF PUBLIC INSTRUCTION

DEPARTMENT OF EDUCATION

P.O. BOX 83720
BOISE, 83720-0027

CODE	CONTENTS	BUDGET INCLUDED*
GENERAL FUND		
100	General M & O	x
SPECIAL REVENUE FUNDS		
220	Forest Reserve Fund	
230-239	Special Project (Local)	x
240-249	Special Project (State)	x
250-289	Special Project (Federal)	x
290	Child Nutrition Fund	
DEBT SERVICE FUNDS		
310	Bond Redemption & Interest Fund	
CAPITAL PROJECT FUNDS		
410	Capital Construction Project Fund	x
420	Plant Facilities Fund	x
430	Plant Facilities - School Bldg Main - Student Occu	
ENTERPRISE FUNDS		
510	Enterprise Fund	
INTERNAL SERVICE FUNDS		
610	Internal Service Fund	
710/720	Trust Funds	x


* Indicate with an asterisk which reports are included in this document.


2020 - 2021 SCHOOL BUDGET

This document represents the Board of Trustees' estimate of revenues, proposed expenditures and the fund balances of available school funds for the 2020 - 2021 fiscal year. The planning, preparation and presentation of the budget has been directed by the Board of Trustees and the use of these resources will enable the school district to accomplish its goals and objectives for the school year.

In compliance with Section 33-801, Idaho Code, and the policy of the State Superintendent of Public Instruction, this document has been presented at a public hearing in the school district on June 15th, 2020 and the Board of Trustees formally adopted this budget on June 15th 2020.

SIGNED:


 SUPERINTENDENT/CHARTER SCHOOL ADMINISTRATOR
 A. Glenn Mabile
 CONTACT PERSON (PLEASE PRINT)
 gmabile@cdacharter.org
 EMAIL ADDRESS
 208-676-1667
 PHONE NUMBER


 CHAIRPERSON OF THE BOARD
 Coeur d'Alene Charter Academy #491
 SCHOOL DISTRICT/CHARTER NAME
 6/15/2020
 DATE
 Copy on file in the Office of the Superintendent of Public Instruction

SUMMARY STATEMENT 2020 - 2021 SCHOOL BUDGET

ALL FUNDS

#491

COEUR D'ALENE CHARTER ACADEMY

		GENERAL M & O FUND #100	ALL OTHER FUNDS	TOTAL FUNDS
Budget Line	REVENUES	Proposed Budget 2020-2021	Proposed Budget 2020-2021	Proposed Budget 2020-2021
#01	Beginning Balances	\$ 1,439,505.00	\$ 191,632.00	1,631,137.00
#39	Local Revenue	170,000.00	82,600.00	252,600.00
#41	County Revenue	-	-	-
#55	State Revenue	4,481,811.00	129,969.00	4,611,780.00
#68	Federal Revenue	-	153,968.00	153,968.00
#72	Other Sources	-	-	-
#76	Transfers*	8,742.00	983,663.00	992,405.00
	Totals	\$ 6,100,058.00	\$ 1,541,832.00	7,641,890.00

			GENERAL M & O FUND #100	ALL OTHER FUNDS	TOTAL FUNDS
Budget Line	OBJ #	EXPENDITURES	Proposed Budget 2020-2021	Proposed Budget 2020-2021	Proposed Budget 2020-2021
#63	100	Salaries	\$ 2,796,103.00	\$ 27,685.00	2,823,788.00
#63	200	Benefits	1,263,292.00	15,565.00	1,278,857.00
#63	300	Purchased Services	358,000.00	170,718.00	528,718.00
#63	400	Supplies & Materials	145,000.00	31,855.00	176,855.00
#63	500	Capital Outlay	19,000.00	1,189,392.00	1,208,392.00
#63	600	Debt Retirement	275,000.00	-	275,000.00
#63	700	Insurance & Judgments	20,000.00	-	20,000.00
#63	800	Transfers*	983,663.00	8,742.00	992,405.00
#66		Contingency Reserve**	240,000.00		240,000.00
#79		Unappropriated Balances	-	97,875.00	97,875.00
		Totals	\$ 6,100,058.00	\$ 1,541,832.00	7,641,890.00

**All transfers-in and transfers-out should net to zero.*

*** Contingency Reserve can not exceed 5% of the General Fund*

*****PLEASE RETURN THIS PAGE TO THE STATE DEPARTMENT OF EDUCATION*****

**SUMMARY STATEMENT 2020 - 2021 SCHOOL BUDGET
ALL FUNDS
COEUR D'ALENE CHARTER ACADEMY**

		GENERAL M & O FUND				ALL OTHER FUNDS			
Budget Line	REVENUES	Prior Year Actual 2017-2018	Prior Year Actual 2018-2019	Current Budget 2019-2020	Proposed Budget 2020-2021	Prior Year Actual 2017-2018	Prior Year Actual 2018-2019	Current Budget 2019-2020	Proposed Budget 2020-2021
#01	Beginning Balances	1,292,267CR	1,258,105CR	1,274,899CR	1,439,505CR	143,800CR	193,137CR	163,695CR	191,632CR
#39	Local Revenue	187,701CR	175,855CR	180,000CR	170,000CR	43,794CR	93,122CR	39,100CR	82,600CR
#41	County Revenue	0	0	0	0	0	0	0	0
#55	State Revenue	4,574,461CR	4,711,250CR	4,760,000CR	4,481,811CR	153,188CR	181,228CR	180,474CR	129,969CR
#68	Federal Revenue	1,848CR	0	0	0	68,225CR	71,231CR	174,900CR	153,968CR
#72	Other Sources	486CR	696CR	0	0	0	0	0	0
#76	Transfers	19,686CR	19,796CR	18,349CR	8,742CR	415,038CR	422,996CR	951,265CR	983,663CR
	TOTALS ***	6,076,449CR	6,165,702CR	6,233,248CR	6,100,058CR	824,045CR	961,714CR	1,509,434CR	1,541,832CR

		GENERAL M & O FUND				ALL OTHER FUNDS				
Budget Line	OBJ #	EXPENDITURES	Prior Year Actual 2017-2018	Prior Year Actual 2018-2019	Current Budget 2019-2020	Proposed Budget 2020-2021	Prior Year Actual 2017-2018	Prior Year Actual 2018-2019	Current Budget 2019-2020	Proposed Budget 2020-2021
#60	100	Salaries	2,668,074	2,723,074	2,940,674	2,796,103	20,876	29,383	26,215	27,685
#60	200	Benefits	1,136,840	1,158,766	1,301,345	1,263,292	11,838	14,698	14,790	15,565
#60	300	Purchased Services	206,116	202,362	358,000	358,000	50,938	108,057	159,861	170,718
#60	400	Supplies & Materials	102,459	95,936	145,000	145,000	10,156	3,709	28,500	31,855
#60	500	Capital Outlay	10,726	7,799	15,000	19,000	517,413	622,374	1,149,306	1,189,392
#60	600	Debt Retirement	268,798	268,544	275,000	275,000	0	0	0	0
#60	700	Insurance & Judgments	10,293	11,322	16,086	20,000	0	0	0	0
#60	800	Transfers	415,038	422,996	951,265	983,663	19,686	19,796	18,349	8,742
#62		Contingency Reserve	0	0	230,878	240,000	0	0	0	0
#73		Unappropriated Balances	1,258,105	1,274,903	0	0	193,138	163,697	112,413	97,875
		TOTALS ***	6,076,449	6,165,702	6,233,248	6,100,058	824,045	961,714	1,509,434	1,541,832

* All transfers-in and transfers-out should net to zero.

*** RETURN THIS PAGE TO THE STATE DEPARTMENT OF EDUCATION ***

**2020 - 2021 BUDGET WORKSHEETS
ESTIMATING M & O STATE SUPPORT REVENUE**

Rev Code

1 Number of Support Units - 2020 - 2021 37.85
(Best 28 Weeks ADA - Units)

2 State Distribution Factor - Per Unit - 2020-2021 \$ \$ 27,556

3 Entitlement (line 1 x line 2) \$ 1,042,995

4 Salary Apportionment: 1st Reporting Period Units 38.01
(From SBA Template)

Administrative Index	Average Instructional Salary	Average Pupil Services Salary	Total SBA plus Allowances from SBA Template
1.74180	\$49,054	\$0	\$ 2,554,135

5 Estimated Base Support (line 3 + line 4) \$ 3,597,130 431100

6 Add: Benefit Apportionment \$ 500,355 431800

7 Add: Approved Border Contracts \$ 431500

8 Add: Approved Exceptional Child Support \$ 431400

9 Add: Approved Tuition Equivalency \$ 431600

10 Add: Transportation Allowance \$ 431200

11 Adjustments \$

12 Total Estimated SDE State Support \$ 4,097,485
(lines 5 + 6 + 7 + 8 + 9 + 10 + 11)

Revenue in Lieu of Taxes:
(n/a for District Charters)

13 Agricultural Equipment Tax Replacement Money from State Tax Commission \$

14 Personal Property Tax Replacement Money from State Tax Commission \$

Total Revenue in Lieu of Taxes (line 13) 0 438000

* * * RETURN THIS PAGE TO THE STATE DEPARTMENT OF EDUCATION * * *

School District Name: Coeur d'Alene Charter Academy School District Number: 491

**BUDGET
REVENUES**
July 1, 2020 - June 30, 2021

Line	Code	REVENUES Item	Prior Year Budget	Proposed Budget		Line	Code	REVENUES Item	Prior Year Budget	Proposed Budget	
				Line Amounts	Totals					Line Amounts	Totals
1	320000	Estimated Fund Balance	1,274,899CR	1,439,505CR		40	429000	Other County			
2		as of July 1	1,274,899CR	*****	1,439,505CR	41	420000	TOTAL COUNTY **	0	*****	0
3	411100	Taxes-General M & O				42					
4	411200	Taxes-Supplemental				43	431100	Base Support Program	3,785,000CR	3,597,130CR	
5	411300	Taxes-Emergency				44	431200	Transportation Support			
6	411400	Taxes-Tort				45	431400	Except Child/SED Support			
7	411500	Taxes-Cooperative				46	431500	Border Tuition Support			
8	411600	Taxes-Tuition				47	431600	Tuition Equivalency			
9	411700	Taxes-Migrant				48	431800	Benefit Apportionment	525,000CR	500,355CR	
10	411900	Taxes-Other				49	431900	Other State Support	450,000CR	384,326CR	
11	412100	Taxes-Plant Facility				50	432100	Driver Education Prog.			
12	412500	Taxes-Bond & Interest				51	432400	Professional Technical Prog			
13		TOTAL TAXES **	0	*****	0	52	437000	Lottery/Additional State Maint			
14	413000	Penalty: Delinquent Taxes				53	438000	Rev in Lieu of/Ag Equip Tax			
15						54	439000	Other State Revenue			
16	414100	Tuition - Individuals				55					
17	414200	Tuition-Districts in Idaho				56	430000	TOTAL STATE **	4,760,000CR	*****	4,481,811CR
18	414300	Tuition-Out of State Districts				57					
19						58	442000	Indirect Unrestricted Fed.			
20	415000	Earnings on Investments	13,000CR	10,000CR		59	443000	Direct Restricted Fed.			
21						60	445100	Title I - ESEA			
22	416100	School Food Service				61	445200	Title VI, ESEA-Innovative Pr			
23	416200	Meal Sales: Non-Reimb.				62	445300	Perkins III-Voc Tech Act			
24	416900	Other Food Sales	45,000CR	40,000CR		63	445400	Adult Education			
25						64	445500	Child Nutrition Reimb.			
26	417100	Admissions/Activities				65	445600	Title VI-B			
27	417200	Bookstore Sales				66	445900	Other Indirect Fed. Prog.			
28	417300	Clubs, Org. Dues, Etc.				67	448200	Impact Aid - P.L. 874			
29	417400	School Fees & Charges	75,000CR	73,000CR		68	440000	TOTAL FEDERAL **	0	*****	0
30	417900	Other Student Revenues				69					
31						70	451000	Proceeds: Bonds,Capital Leases			
32	418100	Community Service				71	453000	Sale of Fixed Assets			
33						72	450000	TOTAL OTHER **	0	*****	0
34	419100	Rentals				73					
35	419200	Contributions/Donations	47,000CR	47,000CR		74		TOTAL REVENUES **	4,940,000CR	*****	4,651,811CR
36	419300	Transportaion Fees				75					
37	419900	Other Local				76	460000	TRANSFERS IN	18,349CR	8,742CR	
38		TOTAL OTHER LOCAL **	180,000CR	*****	170,000CR	77					
39	410000	TOTAL LOCAL ** (Line 13 + 38)	180,000CR	*****	170,000CR	78	400000	BAL. + REVENUE + TRANS. (Lines 1 + 74 + 76)	6,233,248CR	*****	6,100,058CR

**BUDGET
EXPENDITURES**
July 1, 2020 - June 30, 2021

Line	Code	EXPENDITURES Functions/Programs	Prior Year Budget	Proposed Budget	100 Salaries	200 Benefits	300 Purchased Services	400 Supplies Materials	500 Capital Objects	600 Debt Retirement	700 Insurance- Judgment	800 Transfers
39	691	Other Support Services Prog.										
40												
41	600	TOTAL SUPPORT SERV.**	1,324,835	1,358,882	695,420	381,362	204,100	39,000	14,000	5,000	20,000	0
42												
43	710	Child Nutrition Program										
44	720	Community Services Program										
45	730	Enterprise Operations	40,000	40,000			40,000					
46	700	TOTAL NON-INSTRUCTION**	40,000	40,000	0	0	0	40,000	0	0	0	0
47												
48	810	Capital Assets-Student Occ										
49	811	Capital Assets-Non Student Occ										
50	800	TOTAL CAPITAL ASSETS PROG**	0	0	0	0	0	0	0	0	0	0
51												
52	911	Debt Services Prog.-Princ.	200,000	210,000						210,000		
53	912	Debt Services Prog.-Int.	70,000	60,000						60,000		
54	913	Debt Serv Prog-Refnded Debt										
55	920	Transfers Out	951,265	983,663								983,663
56												
57	900	TOTAL OTHER SERVICES **	1,221,265	1,253,663	0	0	0	0	0	270,000	0	983,663
58												
59												
60		TOTAL EXPENDITURES ** (Lines 14+41+47+49+57) **	6,002,370	5,860,058	2,796,103	1,263,292	358,000	145,000	19,000	275,000	20,000	983,663
61												
62	950	Contingency Reserve (5% of Line 60)	230,878	240,000								
63												
64		TOTAL APPROPRIATION (Line 60 + Line 62)	6,233,248	6,100,058								
65												
66		BUDGET SUMMARY										
67												
68		Beginning Fund Balance	1,274,899CR	1,439,505CR								
69		Revenues + Transfers In	4,958,349CR	4,660,553CR								
70		TOTAL REVENUE (68 + 69)	6,233,248CR	6,100,058CR								
71												
72		Total Appropriation	6,233,248	6,100,058								
73		Unappropriated Balance										
74		TOTAL APPROPRIATION (72+73)	6,233,248	6,100,058								

BUDGET SUMMARY

The total on line 70 must equal the total on line 74

**BUDGET
REVENUES**
July 1, 2020 - June 30, 2021

Line	Code	REVENUES Item	Prior Year Budget	Proposed Budget		Line	Code	REVENUES Item	Prior Year Budget	Proposed Budget	
				Line Amounts	Totals					Line Amounts	Totals
1	320000	Estimated Fund Balance		*****		40	429000	Other County			
2		as of July 1	0	*****	0	41	420000	TOTAL COUNTY **	0	*****	0
3	411100	Taxes-General M & O				42					
4	411200	Taxes-Supplemental				43	431100	Base Support Program			
5	411300	Taxes-Emergency				44	431200	Transportation Support			
6	411400	Taxes-Tort				45	431400	Except Child/SED Support			
7	411500	Taxes-Cooperative				46	431500	Border Tuition Support			
8	411600	Taxes-Tuition				47	431600	Tuition Equivalency			
9	411700	Taxes-Migrant				48	431800	Benefit Apportionment			
10	411900	Taxes-Other				49	431900	Other State Support			
11	412100	Taxes-Plant Facility				50	432100	Driver Education Prog.			
12	412500	Taxes-Bond & Interest				51	432400	Professional Technical Prog			
13		TOTAL TAXES **	0	*****	0	52	437000	Lottery/Additional State Maint			
14	413000	Penalty: Delinquent Taxes				53	438000	Rev in Lieu of/Ag Equip Tax			
15						54	439000	Other State Revenue			
16	414100	Tuition - Individuals				55					
17	414200	Tuition-Districts in Idaho				56	430000	TOTAL STATE **	0	*****	0
18	414300	Tuition-Out of State Districts				57					
19						58	442000	Indirect Unrestricted Fed.			
20	415000	Earnings on Investments				59	443000	Direct Restricted Fed.			
21						60	445100	Title I - ESEA			
22	416100	School Food Service				61	445200	Title VI, ESEA-Innovative Pr			
23	416200	Meal Sales: Non-Reimb.				62	445300	Perkins III-Voc Tech Act			
24	416900	Other Food Sales				63	445400	Adult Education			
25						64	445500	Child Nutrition Reimb.			
26	417100	Admissions/Activities				65	445600	Title VI-B			
27	417200	Bookstore Sales				66	445900	Other Indirect Fed. Prog.			
28	417300	Clubs, Org. Dues, Etc.				67	448200	Impact Aid - P.L. 874			
29	417400	School Fees & Charges				68	440000	TOTAL FEDERAL **	0	*****	0
30	417900	Other Student Revenues				69					
31						70	451000	Proceeds: Bonds,Capital Leases			
32	418100	Community Service				71	453000	Sale of Fixed Assets			
33						72	450000	TOTAL OTHER **	0	*****	0
34	419100	Rentals				73					
35	419200	Contributions/Donations				74		TOTAL REVENUES **	0	*****	0
36	419300	Transportaion Fees				75					
37	419900	Other Local				76	460000	TRANSFERS IN			
38		TOTAL OTHER LOCAL **	0	*****	0	77					
39	410000	TOTAL LOCAL ** (Line 13 + 38)	0	*****	0	78	400000	BAL. + REVENUE + TRANS. (Lines 1 + 74 + 76)	0	*****	0

**BUDGET
EXPENDITURES**
July 1, 2020 - June 30, 2021

Line	Code	EXPENDITURES Functions/Programs	Prior Year Budget	Proposed Budget	100 Salaries	200 Benefits	300 Purchased Services	400 Supplies Materials	500 Capital Objects	600 Debt Retirement	700 Insurance- Judgment	800 Transfers
39	691	Other Support Services Prog.										
40												
41	600	TOTAL SUPPORT SERV.**	0	0	0	0	0	0	0	0	0	0
42												
43	710	Child Nutrition Program										
44	720	Community Services Program										
45	730	Enterprise Operations										
46	700	TOTAL NON-INSTRUCTION**	0	0	0	0	0	0	0	0	0	0
47												
48	810	Capital Assets-Student Occ										
49	811	Capital Assets-Non Student Occ										
50	800	TOTAL CAPITAL ASSETS PROG**	0	0	0	0	0	0	0	0	0	0
51												
52	911	Debt Services Prog.-Princ.										
53	912	Debt Services Prog.-Int.										
54	913	Debt Serv Prog-Refnded Debt										
55	920	Transfers Out										
56												
57	900	TOTAL OTHER SERVICES **	0	0	0	0	0	0	0	0	0	0
58												
59												
60		TOTAL EXPENDITURES ** (Lines 14+41+47+49+57) **	0	0	0	0	0	0	0	0	0	0
61												
62	950	Contingency Reserve (5% of Line 60)										
63												
64		TOTAL APPROPRIATION (Line 60 + Line 62)	0	0								
65												
66		BUDGET SUMMARY										
67												
68		Beginning Fund Balance										
69		Revenues + Transfers In										
70		TOTAL REVENUE (68 + 69)	0	0								
71												
72		Total Appropriation										
73		Unappropriated Balance										
74		TOTAL APPROPRIATION (72+73)	0	0								

BUDGET SUMMARY

The total on line 70 must equal the total on line 74

**BUDGET
REVENUES**
July 1, 2020 - June 30, 2021

Line	Code	REVENUES Item	Prior Year Budget	Proposed Budget		Line	Code	REVENUES Item	Prior Year Budget	Proposed Budget	
				Line Amounts	Totals					Line Amounts	Totals
1	320000	Estimated Fund Balance		*****		40	429000	Other County			
2		as of July 1	0	*****	0	41	420000	TOTAL COUNTY **	0	*****	0
3	411100	Taxes-General M & O				42					
4	411200	Taxes-Supplemental				43	431100	Base Support Program			
5	411300	Taxes-Emergency				44	431200	Transportation Support			
6	411400	Taxes-Tort				45	431400	Except Child/SED Support			
7	411500	Taxes-Cooperative				46	431500	Border Tuition Support			
8	411600	Taxes-Tuition				47	431600	Tuition Equivalency			
9	411700	Taxes-Migrant				48	431800	Benefit Apportionment			
10	411900	Taxes-Other				49	431900	Other State Support			
11	412100	Taxes-Plant Facility				50	432100	Driver Education Prog.			
12	412500	Taxes-Bond & Interest				51	432400	Professional Technical Prog			
13		TOTAL TAXES **	0	*****	0	52	437000	Lottery/Additional State Maint			
14	413000	Penalty: Delinquent Taxes				53	438000	Rev in Lieu of/Ag Equip Tax			
15						54	439000	Other State Revenue			
16	414100	Tuition - Individuals				55					
17	414200	Tuition-Districts in Idaho				56	430000	TOTAL STATE **	0	*****	0
18	414300	Tuition-Out of State Districts				57					
19						58	442000	Indirect Unrestricted Fed.			
20	415000	Earnings on Investments				59	443000	Direct Restricted Fed.			
21						60	445100	Title I - ESEA			
22	416100	School Food Service				61	445200	Title VI, ESEA-Innovative Pr			
23	416200	Meal Sales: Non-Reimb.				62	445300	Perkins III-Voc Tech Act			
24	416900	Other Food Sales				63	445400	Adult Education			
25						64	445500	Child Nutrition Reimb.			
26	417100	Admissions/Activities				65	445600	Title VI-B			
27	417200	Bookstore Sales				66	445900	Other Indirect Fed. Prog.			
28	417300	Clubs, Org. Dues, Etc.				67	448200	Impact Aid - P.L. 874			
29	417400	School Fees & Charges				68	440000	TOTAL FEDERAL **	0	*****	0
30	417900	Other Student Revenues				69					
31						70	451000	Proceeds: Bonds,Capital Leases			
32	418100	Community Service				71	453000	Sale of Fixed Assets			
33						72	450000	TOTAL OTHER **	0	*****	0
34	419100	Rentals				73					
35	419200	Contributions/Donations				74		TOTAL REVENUES **	0	*****	0
36	419300	Transportaion Fees				75					
37	419900	Other Local				76	460000	TRANSFERS IN			
38		TOTAL OTHER LOCAL **	0	*****	0	77					
39	410000	TOTAL LOCAL ** (Line 13 + 38)	0	*****	0	78	400000	BAL. + REVENUE + TRANS. (Lines 1 + 74 + 76)	0	*****	0

**BUDGET
EXPENDITURES**
July 1, 2020 - June 30, 2021

Line	Code	EXPENDITURES Functions/Programs	Prior Year Budget	Proposed Budget	100 Salaries	200 Benefits	300 Purchased Services	400 Supplies Materials	500 Capital Objects	600 Debt Retirement	700 Insurance- Judgment	800 Transfers
39	691	Other Support Services Prog.										
40												
41	600	TOTAL SUPPORT SERV.**	0	0	0	0	0	0	0	0	0	0
42												
43	710	Child Nutrition Program										
44	720	Community Services Program										
45	730	Enterprise Operations										
46	700	TOTAL NON-INSTRUCTION**	0	0	0	0	0	0	0	0	0	0
47												
48	810	Capital Assets-Student Occ										
49	811	Capital Assets-Non Student Occ										
50	800	TOTAL CAPITAL ASSETS PROG**	0	0	0	0	0	0	0	0	0	0
51												
52	911	Debt Services Prog.-Princ.										
53	912	Debt Services Prog.-Int.										
54	913	Debt Serv Prog-Refnded Debt										
55	920	Transfers Out										
56												
57	900	TOTAL OTHER SERVICES **	0	0	0	0	0	0	0	0	0	0
58												
59												
60		TOTAL EXPENDITURES ** (Lines 14+41+47+49+57) **	0	0	0	0	0	0	0	0	0	0
61												
62	950	Contingency Reserve (5% of Line 60)										
63												
64		TOTAL APPROPRIATION (Line 60 + Line 62)	0	0								
65												
66		BUDGET SUMMARY										
67												
68		Beginning Fund Balance										
69		Revenues + Transfers In										
70		TOTAL REVENUE (68 + 69)	0	0								
71												
72		Total Appropriation										
73		Unappropriated Balance										
74		TOTAL APPROPRIATION (72+73)	0	0								

BUDGET SUMMARY

The total on line 70 must equal the total on line 74

**BUDGET
REVENUES**
July 1, 2020 - June 30, 2021

Line	Code	REVENUES Item	Prior Year Budget	Proposed Budget		Line	Code	REVENUES Item	Prior Year Budget	Proposed Budget	
				Line Amounts	Totals					Line Amounts	Totals
1	320000	Estimated Fund Balance	28,862CR	37,041CR		40	429000	Other County			
2		as of July 1	28,862CR	*****	37,041CR	41	420000	TOTAL COUNTY **	0	*****	0
3	411100	Taxes-General M & O				42					
4	411200	Taxes-Supplemental				43	431100	Base Support Program			
5	411300	Taxes-Emergency				44	431200	Transportation Support			
6	411400	Taxes-Tort				45	431400	Except Child/SED Support			
7	411500	Taxes-Cooperative				46	431500	Border Tuition Support			
8	411600	Taxes-Tuition				47	431600	Tuition Equivalency			
9	411700	Taxes-Migrant				48	431800	Benefit Apportionment			
10	411900	Taxes-Other				49	431900	Other State Support	120,130CR	79,819CR	
11	412100	Taxes-Plant Facility				50	432100	Driver Education Prog.			
12	412500	Taxes-Bond & Interest				51	432400	Professional Technical Prog			
13		TOTAL TAXES **	0	*****	0	52	437000	Lottery/Additional State Maint			
14	413000	Penalty: Delinquent Taxes				53	438000	Rev in Lieu of/Ag Equip Tax			
15						54	439000	Other State Revenue			
16	414100	Tuition - Individuals				55					
17	414200	Tuition-Districts in Idaho				56	430000	TOTAL STATE **	120,130CR	*****	79,819CR
18	414300	Tuition-Out of State Districts				57					
19						58	442000	Indirect Unrestricted Fed.			
20	415000	Earnings on Investments				59	443000	Direct Restricted Fed.	1,534CR		
21						60	445100	Title I - ESEA			
22	416100	School Food Service				61	445200	Title VI, ESEA-Innovative Pr			
23	416200	Meal Sales: Non-Reimb.				62	445300	Perkins III-Voc Tech Act			
24	416900	Other Food Sales				63	445400	Adult Education			
25						64	445500	Child Nutrition Reimb.			
26	417100	Admissions/Activities				65	445600	Title VI-B			
27	417200	Bookstore Sales				66	445900	Other Indirect Fed. Prog.			
28	417300	Clubs, Org. Dues, Etc.				67	448200	Impact Aid - P.L. 874			
29	417400	School Fees & Charges				68	440000	TOTAL FEDERAL **	1,534CR	*****	0
30	417900	Other Student Revenues				69					
31						70	451000	Proceeds: Bonds,Capital Leases			
32	418100	Community Service				71	453000	Sale of Fixed Assets			
33						72	450000	TOTAL OTHER **	0	*****	0
34	419100	Rentals				73					
35	419200	Contributions/Donations				74		TOTAL REVENUES **	121,664CR	*****	79,819CR
36	419300	Transportaion Fees				75					
37	419900	Other Local				76	460000	TRANSFERS IN			
38		TOTAL OTHER LOCAL **	0	*****	0	77					
39	410000	TOTAL LOCAL ** (Line 13 + 38)	0	*****	0	78	400000	BAL. + REVENUE + TRANS. (Lines 1 + 74 + 76)	150,526CR	*****	116,860CR

**BUDGET
EXPENDITURES**
July 1, 2020 - June 30, 2021

Line	Code	EXPENDITURES Functions/Programs	Prior Year Budget	Proposed Budget	100 Salaries	200 Benefits	300 Purchased Services	400 Supplies Materials	500 Capital Objects	600 Debt Retirement	700 Insurance- Judgment	800 Transfers
39	691	Other Support Services Prog.										
40												
41	600	TOTAL SUPPORT SERV.**	37,000	27,000	0	0	17,000	10,000	0	0	0	0
42												
43	710	Child Nutrition Program										
44	720	Community Services Program										
45	730	Enterprise Operations										
46	700	TOTAL NON-INSTRUCTION**	0	0	0	0	0	0	0	0	0	0
47												
48	810	Capital Assets-Student Occ										
49	811	Capital Assets-Non Student Occ										
50	800	TOTAL CAPITAL ASSETS PROG**	0	0	0	0	0	0	0	0	0	0
51												
52	911	Debt Services Prog.-Princ.										
53	912	Debt Services Prog.-Int.										
54	913	Debt Serv Prog-Refnded Debt										
55	920	Transfers Out	18,349	8,742								8,742
56												
57	900	TOTAL OTHER SERVICES **	18,349	8,742	0	0	0	0	0	0	0	8,742
58												
59												
60		TOTAL EXPENDITURES ** (Lines 14+41+47+49+57) **	150,526	116,860	0	0	17,000	10,000	81,118	0	0	8,742
61												
62	950	Contingency Reserve (5% of Line 60)										
63												
64		TOTAL APPROPRIATION (Line 60 + Line 62)	150,526	116,860								
65												
66		BUDGET SUMMARY										
67												
68		Beginning Fund Balance	28,862CR	37,041CR								
69		Revenues + Transfers In	121,664CR	79,819CR								
70		TOTAL REVENUE (68 + 69)	150,526CR	116,860CR								
71												
72		Total Appropriation	150,526	116,860								
73		Unappropriated Balance										
74		TOTAL APPROPRIATION (72+73)	150,526	116,860								

BUDGET SUMMARY

The total on line 70 must equal the total on line 74

**BUDGET
REVENUES**
July 1, 2020 - June 30, 2021

Line	Code	REVENUES Item	Prior Year Budget	Proposed Budget		Line	Code	REVENUES Item	Prior Year Budget	Proposed Budget	
				Line Amounts	Totals					Line Amounts	Totals
1	320000	Estimated Fund Balance	10,779CR	19,155CR		40	429000	Other County			
2		as of July 1	10,779CR	*****	19,155CR	41	420000	TOTAL COUNTY **	0	*****	0
3	411100	Taxes-General M & O				42					
4	411200	Taxes-Supplemental				43	431100	Base Support Program			
5	411300	Taxes-Emergency				44	431200	Transportation Support			
6	411400	Taxes-Tort				45	431400	Except Child/SED Support			
7	411500	Taxes-Cooperative				46	431500	Border Tuition Support			
8	411600	Taxes-Tuition				47	431600	Tuition Equivalency			
9	411700	Taxes-Migrant				48	431800	Benefit Apportionment			
10	411900	Taxes-Other				49	431900	Other State Support	9,800CR	9,200CR	
11	412100	Taxes-Plant Facility				50	432100	Driver Education Prog.			
12	412500	Taxes-Bond & Interest				51	432400	Professional Technical Prog			
13		TOTAL TAXES **	0	*****	0	52	437000	Lottery/Additional State Maint			
14	413000	Penalty: Delinquent Taxes				53	438000	Rev in Lieu of/Ag Equip Tax			
15						54	439000	Other State Revenue			
16	414100	Tuition - Individuals				55					
17	414200	Tuition-Districts in Idaho				56	430000	TOTAL STATE **	9,800CR	*****	9,200CR
18	414300	Tuition-Out of State Districts				57					
19						58	442000	Indirect Unrestricted Fed.			
20	415000	Earnings on Investments				59	443000	Direct Restricted Fed.			
21						60	445100	Title I - ESEA			
22	416100	School Food Service				61	445200	Title VI, ESEA-Innovative Pr			
23	416200	Meal Sales: Non-Reimb.				62	445300	Perkins III-Voc Tech Act			
24	416900	Other Food Sales				63	445400	Adult Education			
25						64	445500	Child Nutrition Reimb.			
26	417100	Admissions/Activities				65	445600	Title VI-B			
27	417200	Bookstore Sales				66	445900	Other Indirect Fed. Prog.			
28	417300	Clubs, Org. Dues, Etc.				67	448200	Impact Aid - P.L. 874			
29	417400	School Fees & Charges				68	440000	TOTAL FEDERAL **	0	*****	0
30	417900	Other Student Revenues				69					
31						70	451000	Proceeds: Bonds,Capital Leases			
32	418100	Community Service				71	453000	Sale of Fixed Assets			
33						72	450000	TOTAL OTHER **	0	*****	0
34	419100	Rentals				73					
35	419200	Contributions/Donations				74		TOTAL REVENUES **	9,800CR	*****	9,200CR
36	419300	Transportaion Fees				75					
37	419900	Other Local				76	460000	TRANSFERS IN			
38		TOTAL OTHER LOCAL **	0	*****	0	77					
39	410000	TOTAL LOCAL ** (Line 13 + 38)	0	*****	0	78	400000	BAL. + REVENUE + TRANS. (Lines 1 + 74 + 76)	20,579CR	*****	28,355CR

**BUDGET
EXPENDITURES**
July 1, 2020 - June 30, 2021

Line	Code	EXPENDITURES Functions/Programs	Prior Year Budget	Proposed Budget	100 Salaries	200 Benefits	300 Purchased Services	400 Supplies Materials	500 Capital Objects	600 Debt Retirement	700 Insurance- Judgment	800 Transfers
39	691	Other Support Services Prog.										
40												
41	600	TOTAL SUPPORT SERV.**	20,579	28,355	0	0	0	8,355	20,000	0	0	0
42												
43	710	Child Nutrition Program										
44	720	Community Services Program										
45	730	Enterprise Operations										
46	700	TOTAL NON-INSTRUCTION**	0	0	0	0	0	0	0	0	0	0
47												
48	810	Capital Assets-Student Occ										
49	811	Capital Assets-Non Student Occ										
50	800	TOTAL CAPITAL ASSETS PROG**	0	0	0	0	0	0	0	0	0	0
51												
52	911	Debt Services Prog.-Princ.										
53	912	Debt Services Prog.-Int.										
54	913	Debt Serv Prog-Refnded Debt										
55	920	Transfers Out										
56												
57	900	TOTAL OTHER SERVICES **	0	0	0	0	0	0	0	0	0	0
58												
59												
60		TOTAL EXPENDITURES ** (Lines 14+41+47+49+57) **	20,579	28,355	0	0	0	8,355	20,000	0	0	0
61												
62	950	Contingency Reserve (5% of Line 60)										
63												
64		TOTAL APPROPRIATION (Line 60 + Line 62)	20,579	28,355								
65												
66		BUDGET SUMMARY										
67												
68		Beginning Fund Balance	10,779CR	19,155CR								
69		Revenues + Transfers In	9,800CR	9,200CR								
70		TOTAL REVENUE (68 + 69)	20,579CR	28,355CR								
71												
72		Total Appropriation	20,579	28,355								
73		Unappropriated Balance										
74		TOTAL APPROPRIATION (72+73)	20,579	28,355								

BUDGET SUMMARY

The total on line 70 must equal the total on line 74

**BUDGET
REVENUES**
July 1, 2020 - June 30, 2021

Line	Code	REVENUES Item	Prior Year Budget	Proposed Budget		Line	Code	REVENUES Item	Prior Year Budget	Proposed Budget	
				Line Amounts	Totals					Line Amounts	Totals
1	320000	Estimated Fund Balance		*****		40	429000	Other County			
2		as of July 1	0	*****	0	41	420000	TOTAL COUNTY **	0	*****	0
3	411100	Taxes-General M & O				42					
4	411200	Taxes-Supplemental				43	431100	Base Support Program			
5	411300	Taxes-Emergency				44	431200	Transportation Support			
6	411400	Taxes-Tort				45	431400	Except Child/SED Support			
7	411500	Taxes-Cooperative				46	431500	Border Tuition Support			
8	411600	Taxes-Tuition				47	431600	Tuition Equivalency			
9	411700	Taxes-Migrant				48	431800	Benefit Apportionment			
10	411900	Taxes-Other				49	431900	Other State Support			
11	412100	Taxes-Plant Facility				50	432100	Driver Education Prog.			
12	412500	Taxes-Bond & Interest				51	432400	Professional Technical Prog			
13		TOTAL TAXES **	0	*****	0	52	437000	Lottery/Additional State Maint			
14	413000	Penalty: Delinquent Taxes				53	438000	Rev in Lieu of/Ag Equip Tax			
15						54	439000	Other State Revenue			
16	414100	Tuition - Individuals				55					
17	414200	Tuition-Districts in Idaho				56	430000	TOTAL STATE **	0	*****	0
18	414300	Tuition-Out of State Districts				57					
19						58	442000	Indirect Unrestricted Fed.			
20	415000	Earnings on Investments				59	443000	Direct Restricted Fed.			
21						60	445100	Title I - ESEA			
22	416100	School Food Service				61	445200	Title VI, ESEA-Innovative Pr			
23	416200	Meal Sales: Non-Reimb.				62	445300	Perkins III-Voc Tech Act			
24	416900	Other Food Sales				63	445400	Adult Education			
25						64	445500	Child Nutrition Reimb.			
26	417100	Admissions/Activities				65	445600	Title VI-B	173,366CR	153,968CR	
27	417200	Bookstore Sales				66	445900	Other Indirect Fed. Prog.			
28	417300	Clubs, Org. Dues, Etc.				67	448200	Impact Aid - P.L. 874			
29	417400	School Fees & Charges				68	440000	TOTAL FEDERAL **	173,366CR	*****	153,968CR
30	417900	Other Student Revenues				69					
31						70	451000	Proceeds: Bonds,Capital Leases			
32	418100	Community Service				71	453000	Sale of Fixed Assets			
33						72	450000	TOTAL OTHER **	0	*****	0
34	419100	Rentals				73					
35	419200	Contributions/Donations				74		TOTAL REVENUES **	173,366CR	*****	153,968CR
36	419300	Transportaion Fees				75					
37	419900	Other Local				76	460000	TRANSFERS IN			
38		TOTAL OTHER LOCAL **	0	*****	0	77					
39	410000	TOTAL LOCAL ** (Line 13 + 38)	0	*****	0	78	400000	BAL. + REVENUE + TRANS. (Lines 1 + 74 + 76)	173,366CR	*****	153,968CR

**BUDGET
EXPENDITURES**
July 1, 2020 - June 30, 2021

Line	Code	EXPENDITURES Functions/Programs	Prior Year Budget	Proposed Budget	100 Salaries	200 Benefits	300 Purchased Services	400 Supplies Materials	500 Capital Objects	600 Debt Retirement	700 Insurance- Judgment	800 Transfers
39	691	Other Support Services Prog.										
40												
41	600	TOTAL SUPPORT SERV.**	131,361	109,718	0	0	106,718	3,000	0	0	0	0
42												
43	710	Child Nutrition Program										
44	720	Community Services Program										
45	730	Enterprise Operations										
46	700	TOTAL NON-INSTRUCTION**	0	0	0	0	0	0	0	0	0	0
47												
48	810	Capital Assets-Student Occ										
49	811	Capital Assets-Non Student Occ										
50	800	TOTAL CAPITAL ASSETS PROG**	0	0	0	0	0	0	0	0	0	0
51												
52	911	Debt Services Prog.-Princ.										
53	912	Debt Services Prog.-Int.										
54	913	Debt Serv Prog-Refnded Debt										
55	920	Transfers Out										
56												
57	900	TOTAL OTHER SERVICES **	0	0	0	0	0	0	0	0	0	0
58												
59												
60		TOTAL EXPENDITURES ** (Lines 14+41+47+49+57) **	173,366	153,968	27,685	15,565	106,718	4,000	0	0	0	0
61												
62	950	Contingency Reserve (5% of Line 60)										
63												
64		TOTAL APPROPRIATION (Line 60 + Line 62)	173,366	153,968								
65												
66		BUDGET SUMMARY										
67												
68		Beginning Fund Balance										
69		Revenues + Transfers In	173,366CR	153,968CR								
70		TOTAL REVENUE (68 + 69)	173,366CR	153,968CR								
71												
72		Total Appropriation	173,366	153,968								
73		Unappropriated Balance										
74		TOTAL APPROPRIATION (72+73)	173,366	153,968								

BUDGET SUMMARY

The total on line 70 must equal the total on line 74

**BUDGET
REVENUES**
July 1, 2020 - June 30, 2021

Line	Code	REVENUES Item	Prior Year Budget	Proposed Budget		Line	Code	REVENUES Item	Prior Year Budget	Proposed Budget	
				Line Amounts	Totals					Line Amounts	Totals
1	320000	Estimated Fund Balance		*****		40	429000	Other County			
2		as of July 1	0	*****	0	41	420000	TOTAL COUNTY **	0	*****	0
3	411100	Taxes-General M & O				42					
4	411200	Taxes-Supplemental				43	431100	Base Support Program			
5	411300	Taxes-Emergency				44	431200	Transportation Support			
6	411400	Taxes-Tort				45	431400	Except Child/SED Support			
7	411500	Taxes-Cooperative				46	431500	Border Tuition Support			
8	411600	Taxes-Tuition				47	431600	Tuition Equivalency			
9	411700	Taxes-Migrant				48	431800	Benefit Apportionment			
10	411900	Taxes-Other				49	431900	Other State Support			
11	412100	Taxes-Plant Facility				50	432100	Driver Education Prog.			
12	412500	Taxes-Bond & Interest				51	432400	Professional Technical Prog			
13		TOTAL TAXES **	0	*****	0	52	437000	Lottery/Additional State Maint			
14	413000	Penalty: Delinquent Taxes				53	438000	Rev in Lieu of/Ag Equip Tax			
15						54	439000	Other State Revenue			
16	414100	Tuition - Individuals				55					
17	414200	Tuition-Districts in Idaho				56	430000	TOTAL STATE **	0	*****	0
18	414300	Tuition-Out of State Districts				57					
19						58	442000	Indirect Unrestricted Fed.			
20	415000	Earnings on Investments				59	443000	Direct Restricted Fed.			
21						60	445100	Title I - ESEA			
22	416100	School Food Service				61	445200	Title VI, ESEA-Innovative Pr			
23	416200	Meal Sales: Non-Reimb.				62	445300	Perkins III-Voc Tech Act			
24	416900	Other Food Sales				63	445400	Adult Education			
25						64	445500	Child Nutrition Reimb.			
26	417100	Admissions/Activities				65	445600	Title VI-B			
27	417200	Bookstore Sales				66	445900	Other Indirect Fed. Prog.			
28	417300	Clubs, Org. Dues, Etc.				67	448200	Impact Aid - P.L. 874			
29	417400	School Fees & Charges				68	440000	TOTAL FEDERAL **	0	*****	0
30	417900	Other Student Revenues				69					
31						70	451000	Proceeds: Bonds,Capital Leases			
32	418100	Community Service				71	453000	Sale of Fixed Assets			
33						72	450000	TOTAL OTHER **	0	*****	0
34	419100	Rentals				73					
35	419200	Contributions/Donations	2,000CR	25,000CR		74		TOTAL REVENUES **	2,000CR	*****	25,000CR
36	419300	Transportaion Fees				75					
37	419900	Other Local				76	460000	TRANSFERS IN	951,265CR	983,663CR	
38		TOTAL OTHER LOCAL **	2,000CR	*****	25,000CR	77					
39	410000	TOTAL LOCAL ** (Line 13 + 38)	2,000CR	*****	25,000CR	78	400000	BAL. + REVENUE + TRANS. (Lines 1 + 74 + 76)	953,265CR	*****	1,008,663CR

**BUDGET
EXPENDITURES**
July 1, 2020 - June 30, 2021

Line	Code	EXPENDITURES Functions/Programs	Prior Year Budget	Proposed Budget	100 Salaries	200 Benefits	300 Purchased Services	400 Supplies Materials	500 Capital Objects	600 Debt Retirement	700 Insurance- Judgment	800 Transfers
39	691	Other Support Services Prog.										
40												
41	600	TOTAL SUPPORT SERV.**	0	0	0	0	0	0	0	0	0	0
42												
43	710	Child Nutrition Program										
44	720	Community Services Program										
45	730	Enterprise Operations										
46	700	TOTAL NON-INSTRUCTION**	0	0	0	0	0	0	0	0	0	0
47												
48	810	Capital Assets-Student Occ										
49	811	Capital Assets-Non Student Occ	953,265	1,008,663					1,008,663			
50	800	TOTAL CAPITAL ASSETS PROG**	953,265	1,008,663	0	0	0	0	1,008,663	0	0	0
51												
52	911	Debt Services Prog.-Princ.										
53	912	Debt Services Prog.-Int.										
54	913	Debt Serv Prog-Refnded Debt										
55	920	Transfers Out										
56												
57	900	TOTAL OTHER SERVICES **	0	0	0	0	0	0	0	0	0	0
58												
59												
60		TOTAL EXPENDITURES ** (Lines 14+41+47+49+57) **	953,265	1,008,663	0	0	0	0	1,008,663	0	0	0
61												
62	950	Contingency Reserve (5% of Line 60)										
63												
64		TOTAL APPROPRIATION (Line 60 + Line 62)	953,265	1,008,663								
65												
66		BUDGET SUMMARY										
67												
68		Beginning Fund Balance										
69		Revenues + Transfers In	953,265CR	1,008,663CR								
70		TOTAL REVENUE (68 + 69)	953,265CR	1,008,663CR								
71												
72		Total Appropriation	953,265	1,008,663								
73		Unappropriated Balance										
74		TOTAL APPROPRIATION (72+73)	953,265	1,008,663								

BUDGET SUMMARY

The total on line 70 must equal the total on line 74

**BUDGET
REVENUES**
July 1, 2020 - June 30, 2021

Line	Code	REVENUES Item	Prior Year Budget	Proposed Budget		Line	Code	REVENUES Item	Prior Year Budget	Proposed Budget	
				Line Amounts	Totals					Line Amounts	Totals
1	320000	Estimated Fund Balance		*****		40	429000	Other County			
2		as of July 1	0	*****	0	41	420000	TOTAL COUNTY **	0	*****	0
3	411100	Taxes-General M & O				42					
4	411200	Taxes-Supplemental				43	431100	Base Support Program			
5	411300	Taxes-Emergency				44	431200	Transportation Support			
6	411400	Taxes-Tort				45	431400	Except Child/SED Support			
7	411500	Taxes-Cooperative				46	431500	Border Tuition Support			
8	411600	Taxes-Tuition				47	431600	Tuition Equivalency			
9	411700	Taxes-Migrant				48	431800	Benefit Apportionment			
10	411900	Taxes-Other				49	431900	Other State Support			
11	412100	Taxes-Plant Facility				50	432100	Driver Education Prog.			
12	412500	Taxes-Bond & Interest				51	432400	Professional Technical Prog			
13		TOTAL TAXES **	0	*****	0	52	437000	Lottery/Additional State Maint			
14	413000	Penalty: Delinquent Taxes				53	438000	Rev in Lieu of/Ag Equip Tax			
15						54	439000	Other State Revenue			
16	414100	Tuition - Individuals				55					
17	414200	Tuition-Districts in Idaho				56	430000	TOTAL STATE **	0	*****	0
18	414300	Tuition-Out of State Districts				57					
19						58	442000	Indirect Unrestricted Fed.			
20	415000	Earnings on Investments				59	443000	Direct Restricted Fed.			
21						60	445100	Title I - ESEA			
22	416100	School Food Service				61	445200	Title VI, ESEA-Innovative Pr			
23	416200	Meal Sales: Non-Reimb.				62	445300	Perkins III-Voc Tech Act			
24	416900	Other Food Sales				63	445400	Adult Education			
25						64	445500	Child Nutrition Reimb.			
26	417100	Admissions/Activities				65	445600	Title VI-B			
27	417200	Bookstore Sales				66	445900	Other Indirect Fed. Prog.			
28	417300	Clubs, Org. Dues, Etc.				67	448200	Impact Aid - P.L. 874			
29	417400	School Fees & Charges				68	440000	TOTAL FEDERAL **	0	*****	0
30	417900	Other Student Revenues				69					
31						70	451000	Proceeds: Bonds,Capital Leases			
32	418100	Community Service				71	453000	Sale of Fixed Assets			
33						72	450000	TOTAL OTHER **	0	*****	0
34	419100	Rentals				73					
35	419200	Contributions/Donations				74		TOTAL REVENUES **	0	*****	0
36	419300	Transportaion Fees				75					
37	419900	Other Local				76	460000	TRANSFERS IN			
38		TOTAL OTHER LOCAL **	0	*****	0	77					
39	410000	TOTAL LOCAL ** (Line 13 + 38)	0	*****	0	78	400000	BAL. + REVENUE + TRANS. (Lines 1 + 74 + 76)	0	*****	0

**BUDGET
EXPENDITURES**
July 1, 2020 - June 30, 2021

Line	Code	EXPENDITURES Functions/Programs	Prior Year Budget	Proposed Budget	100 Salaries	200 Benefits	300 Purchased Services	400 Supplies Materials	500 Capital Objects	600 Debt Retirement	700 Insurance- Judgment	800 Transfers
39	691	Other Support Services Prog.										
40												
41	600	TOTAL SUPPORT SERV.**	0	0	0	0	0	0	0	0	0	0
42												
43	710	Child Nutrition Program										
44	720	Community Services Program										
45	730	Enterprise Operations										
46	700	TOTAL NON-INSTRUCTION**	0	0	0	0	0	0	0	0	0	0
47												
48	810	Capital Assets-Student Occ										
49	811	Capital Assets-Non Student Occ										
50	800	TOTAL CAPITAL ASSETS PROG**	0	0	0	0	0	0	0	0	0	0
51												
52	911	Debt Services Prog.-Princ.										
53	912	Debt Services Prog.-Int.										
54	913	Debt Serv Prog-Refnded Debt										
55	920	Transfers Out										
56												
57	900	TOTAL OTHER SERVICES **	0	0	0	0	0	0	0	0	0	0
58												
59												
60		TOTAL EXPENDITURES ** (Lines 14+41+47+49+57) **	0	0	0	0	0	0	0	0	0	0
61												
62	950	Contingency Reserve (5% of Line 60)										
63												
64		TOTAL APPROPRIATION (Line 60 + Line 62)	0	0								
65												
66		BUDGET SUMMARY										
67												
68		Beginning Fund Balance										
69		Revenues + Transfers In										
70		TOTAL REVENUE (68 + 69)	0	0								
71												
72		Total Appropriation										
73		Unappropriated Balance										
74		TOTAL APPROPRIATION (72+73)	0	0								

BUDGET SUMMARY

The total on line 70 must equal the total on line 74

**BUDGET
REVENUES**
July 1, 2020 - June 30, 2021

Line	Code	REVENUES Item	Prior Year Budget	Proposed Budget		Line	Code	REVENUES Item	Prior Year Budget	Proposed Budget	
				Line Amounts	Totals					Line Amounts	Totals
1	320000	Estimated Fund Balance	29,741CR	38,661CR		40	429000	Other County			
2		as of July 1	29,741CR	*****	38,661CR	41	420000	TOTAL COUNTY **	0	*****	0
3	411100	Taxes-General M & O				42					
4	411200	Taxes-Supplemental				43	431100	Base Support Program			
5	411300	Taxes-Emergency				44	431200	Transportation Support			
6	411400	Taxes-Tort				45	431400	Except Child/SED Support			
7	411500	Taxes-Cooperative				46	431500	Border Tuition Support			
8	411600	Taxes-Tuition				47	431600	Tuition Equivalency			
9	411700	Taxes-Migrant				48	431800	Benefit Apportionment			
10	411900	Taxes-Other				49	431900	Other State Support			
11	412100	Taxes-Plant Facility				50	432100	Driver Education Prog.			
12	412500	Taxes-Bond & Interest				51	432400	Professional Technical Prog			
13		TOTAL TAXES **	0	*****	0	52	437000	Lottery/Additional State Maint	50,544CR	40,950CR	
14	413000	Penalty: Delinquent Taxes				53	438000	Rev in Lieu of/Ag Equip Tax			
15						54	439000	Other State Revenue			
16	414100	Tuition - Individuals				55					
17	414200	Tuition-Districts in Idaho				56	430000	TOTAL STATE **	50,544CR	*****	40,950CR
18	414300	Tuition-Out of State Districts				57					
19						58	442000	Indirect Unrestricted Fed.			
20	415000	Earnings on Investments				59	443000	Direct Restricted Fed.			
21						60	445100	Title I - ESEA			
22	416100	School Food Service				61	445200	Title VI, ESEA-Innovative Pr			
23	416200	Meal Sales: Non-Reimb.				62	445300	Perkins III-Voc Tech Act			
24	416900	Other Food Sales				63	445400	Adult Education			
25						64	445500	Child Nutrition Reimb.			
26	417100	Admissions/Activities				65	445600	Title VI-B			
27	417200	Bookstore Sales				66	445900	Other Indirect Fed. Prog.			
28	417300	Clubs, Org. Dues, Etc.				67	448200	Impact Aid - P.L. 874			
29	417400	School Fees & Charges				68	440000	TOTAL FEDERAL **	0	*****	0
30	417900	Other Student Revenues				69					
31						70	451000	Proceeds: Bonds,Capital Leases			
32	418100	Community Service				71	453000	Sale of Fixed Assets			
33						72	450000	TOTAL OTHER **	0	*****	0
34	419100	Rentals				73					
35	419200	Contributions/Donations				74		TOTAL REVENUES **	50,544CR	*****	40,950CR
36	419300	Transportaion Fees				75					
37	419900	Other Local				76	460000	TRANSFERS IN			
38		TOTAL OTHER LOCAL **	0	*****	0	77					
39	410000	TOTAL LOCAL ** (Line 13 + 38)	0	*****	0	78	400000	BAL. + REVENUE + TRANS. (Lines 1 + 74 + 76)	80,285CR	*****	79,611CR

**BUDGET
EXPENDITURES**
July 1, 2020 - June 30, 2021

Line	Code	EXPENDITURES Functions/Programs	Prior Year Budget	Proposed Budget	100 Salaries	200 Benefits	300 Purchased Services	400 Supplies Materials	500 Capital Objects	600 Debt Retirement	700 Insurance- Judgment	800 Transfers
39	691	Other Support Services Prog.										
40												
41	600	TOTAL SUPPORT SERV.**	0	0	0	0	0	0	0	0	0	0
42												
43	710	Child Nutrition Program										
44	720	Community Services Program										
45	730	Enterprise Operations										
46	700	TOTAL NON-INSTRUCTION**	0	0	0	0	0	0	0	0	0	0
47												
48	810	Capital Assets-Student Occ	80,285	79,611					79,611			
49	811	Capital Assets-Non Student Occ										
50	800	TOTAL CAPITAL ASSETS PROG**	80,285	79,611	0	0	0	0	79,611	0	0	0
51												
52	911	Debt Services Prog.-Princ.										
53	912	Debt Services Prog.-Int.										
54	913	Debt Serv Prog-Refnded Debt										
55	920	Transfers Out										
56												
57	900	TOTAL OTHER SERVICES **	0	0	0	0	0	0	0	0	0	0
58												
59												
60		TOTAL EXPENDITURES ** (Lines 14+41+47+49+57) **	80,285	79,611	0	0	0	0	79,611	0	0	0
61												
62	950	Contingency Reserve (5% of Line 60)										
63												
64		TOTAL APPROPRIATION (Line 60 + Line 62)	80,285	79,611								
65												
66		BUDGET SUMMARY										
67												
68		Beginning Fund Balance	29,741CR	38,661CR								
69		Revenues + Transfers In	50,544CR	40,950CR								
70		TOTAL REVENUE (68 + 69)	80,285CR	79,611CR								
71												
72		Total Appropriation	80,285	79,611								
73		Unappropriated Balance										
74		TOTAL APPROPRIATION (72+73)	80,285	79,611								

BUDGET SUMMARY

The total on line 70 must equal the total on line 74

**BUDGET
REVENUES**
July 1, 2020 - June 30, 2021

Line	Code	REVENUES Item	Prior Year Budget	Proposed Budget		Line	Code	REVENUES Item	Prior Year Budget	Proposed Budget	
				Line Amounts	Totals					Line Amounts	Totals
1	320000	Estimated Fund Balance	48,813CR	59,475CR		40	429000	Other County			
2		as of July 1	48,813CR	*****	59,475CR	41	420000	TOTAL COUNTY **	0	*****	0
3	411100	Taxes-General M & O				42					
4	411200	Taxes-Supplemental				43	431100	Base Support Program			
5	411300	Taxes-Emergency				44	431200	Transportation Support			
6	411400	Taxes-Tort				45	431400	Except Child/SED Support			
7	411500	Taxes-Cooperative				46	431500	Border Tuition Support			
8	411600	Taxes-Tuition				47	431600	Tuition Equivalency			
9	411700	Taxes-Migrant				48	431800	Benefit Apportionment			
10	411900	Taxes-Other				49	431900	Other State Support			
11	412100	Taxes-Plant Facility				50	432100	Driver Education Prog.			
12	412500	Taxes-Bond & Interest				51	432400	Professional Technical Prog			
13		TOTAL TAXES **	0	*****	0	52	437000	Lottery/Additional State Maint			
14	413000	Penalty: Delinquent Taxes				53	438000	Rev in Lieu of/Ag Equip Tax			
15						54	439000	Other State Revenue			
16	414100	Tuition - Individuals				55					
17	414200	Tuition-Districts in Idaho				56	430000	TOTAL STATE **	0	*****	0
18	414300	Tuition-Out of State Districts				57					
19						58	442000	Indirect Unrestricted Fed.			
20	415000	Earnings on Investments				59	443000	Direct Restricted Fed.			
21						60	445100	Title I - ESEA			
22	416100	School Food Service				61	445200	Title VI, ESEA-Innovative Pr			
23	416200	Meal Sales: Non-Reimb.				62	445300	Perkins III-Voc Tech Act			
24	416900	Other Food Sales				63	445400	Adult Education			
25						64	445500	Child Nutrition Reimb.			
26	417100	Admissions/Activities				65	445600	Title VI-B			
27	417200	Bookstore Sales				66	445900	Other Indirect Fed. Prog.			
28	417300	Clubs, Org. Dues, Etc.				67	448200	Impact Aid - P.L. 874			
29	417400	School Fees & Charges				68	440000	TOTAL FEDERAL **	0	*****	0
30	417900	Other Student Revenues				69					
31						70	451000	Proceeds: Bonds,Capital Leases			
32	418100	Community Service				71	453000	Sale of Fixed Assets			
33						72	450000	TOTAL OTHER **	0	*****	0
34	419100	Rentals				73					
35	419200	Contributions/Donations	35,500CR	47,500CR		74		TOTAL REVENUES **	35,500CR	*****	47,500CR
36	419300	Transportaion Fees				75					
37	419900	Other Local				76	460000	TRANSFERS IN			
38		TOTAL OTHER LOCAL **	35,500CR	*****	47,500CR	77					
39	410000	TOTAL LOCAL ** (Line 13 + 38)	35,500CR	*****	47,500CR	78	400000	BAL. + REVENUE + TRANS. (Lines 1 + 74 + 76)	84,313CR	*****	106,975CR

**BUDGET
EXPENDITURES**
July 1, 2020 - June 30, 2021

Line	Code	EXPENDITURES Functions/Programs	Prior Year Budget	Proposed Budget	100 Salaries	200 Benefits	300 Purchased Services	400 Supplies Materials	500 Capital Objects	600 Debt Retirement	700 Insurance- Judgment	800 Transfers
39	691	Other Support Services Prog.	7,000	7,000			2,500	4,500				
40												
41	600	TOTAL SUPPORT SERV.**	9,000	47,000	0	0	37,500	9,500	0	0	0	0
42												
43	710	Child Nutrition Program										
44	720	Community Services Program										
45	730	Enterprise Operations										
46	700	TOTAL NON-INSTRUCTION**	0	0	0	0	0	0	0	0	0	0
47												
48	810	Capital Assets-Student Occ										
49	811	Capital Assets-Non Student Occ										
50	800	TOTAL CAPITAL ASSETS PROG**	0	0	0	0	0	0	0	0	0	0
51												
52	911	Debt Services Prog.-Princ.										
53	912	Debt Services Prog.-Int.										
54	913	Debt Serv Prog-Refnded Debt										
55	920	Transfers Out										
56												
57	900	TOTAL OTHER SERVICES **	0	0	0	0	0	0	0	0	0	0
58												
59												
60		TOTAL EXPENDITURES ** (Lines 14+41+47+49+57) **	9,000	47,000	0	0	37,500	9,500	0	0	0	0
61												
62	950	Contingency Reserve (5% of Line 60)										
63												
64		TOTAL APPROPRIATION (Line 60 + Line 62)	9,000	47,000								
65												
66		BUDGET SUMMARY										
67												
68		Beginning Fund Balance	48,813CR	59,475CR								
69		Revenues + Transfers In	35,500CR	47,500CR								
70		TOTAL REVENUE (68 + 69)	84,313CR	106,975CR								
71												
72		Total Appropriation	9,000	47,000								
73		Unappropriated Balance	75,313	59,975								
74		TOTAL APPROPRIATION (72+73)	84,313	106,975								

BUDGET SUMMARY

The total on line 70 must equal the total on line 74

**BUDGET
REVENUES**
July 1, 2020 - June 30, 2021

Line	Code	REVENUES Item	Prior Year Budget	Proposed Budget		Line	Code	REVENUES Item	Prior Year Budget	Proposed Budget	
				Line Amounts	Totals					Line Amounts	Totals
1	320000	Estimated Fund Balance	45,500CR	37,300CR		40	429000	Other County			
2		as of July 1	45,500CR	*****	37,300CR	41	420000	TOTAL COUNTY **	0	*****	0
3	411100	Taxes-General M & O				42					
4	411200	Taxes-Supplemental				43	431100	Base Support Program			
5	411300	Taxes-Emergency				44	431200	Transportation Support			
6	411400	Taxes-Tort				45	431400	Except Child/SED Support			
7	411500	Taxes-Cooperative				46	431500	Border Tuition Support			
8	411600	Taxes-Tuition				47	431600	Tuition Equivalency			
9	411700	Taxes-Migrant				48	431800	Benefit Apportionment			
10	411900	Taxes-Other				49	431900	Other State Support			
11	412100	Taxes-Plant Facility				50	432100	Driver Education Prog.			
12	412500	Taxes-Bond & Interest				51	432400	Professional Technical Prog			
13		TOTAL TAXES **	0	*****	0	52	437000	Lottery/Additional State Maint			
14	413000	Penalty: Delinquent Taxes				53	438000	Rev in Lieu of/Ag Equip Tax			
15						54	439000	Other State Revenue			
16	414100	Tuition - Individuals				55					
17	414200	Tuition-Districts in Idaho				56	430000	TOTAL STATE **	0	*****	0
18	414300	Tuition-Out of State Districts				57					
19						58	442000	Indirect Unrestricted Fed.			
20	415000	Earnings on Investments	100CR	100CR		59	443000	Direct Restricted Fed.			
21						60	445100	Title I - ESEA			
22	416100	School Food Service				61	445200	Title VI, ESEA-Innovative Pr			
23	416200	Meal Sales: Non-Reimb.				62	445300	Perkins III-Voc Tech Act			
24	416900	Other Food Sales				63	445400	Adult Education			
25						64	445500	Child Nutrition Reimb.			
26	417100	Admissions/Activities				65	445600	Title VI-B			
27	417200	Bookstore Sales				66	445900	Other Indirect Fed. Prog.			
28	417300	Clubs, Org. Dues, Etc.				67	448200	Impact Aid - P.L. 874			
29	417400	School Fees & Charges				68	440000	TOTAL FEDERAL **	0	*****	0
30	417900	Other Student Revenues				69					
31						70	451000	Proceeds: Bonds,Capital Leases			
32	418100	Community Service				71	453000	Sale of Fixed Assets			
33						72	450000	TOTAL OTHER **	0	*****	0
34	419100	Rentals				73					
35	419200	Contributions/Donations	1,500CR	10,000CR		74		TOTAL REVENUES **	1,600CR	*****	10,100CR
36	419300	Transportaion Fees				75					
37	419900	Other Local				76	460000	TRANSFERS IN			
38		TOTAL OTHER LOCAL **	1,600CR	*****	10,100CR	77					
39	410000	TOTAL LOCAL ** (Line 13 + 38)	1,600CR	*****	10,100CR	78	400000	BAL. + REVENUE + TRANS. (Lines 1 + 74 + 76)	47,100CR	*****	47,400CR

**BUDGET
EXPENDITURES**
July 1, 2020 - June 30, 2021

Line	Code	EXPENDITURES Functions/Programs	Prior Year Budget	Proposed Budget	100 Salaries	200 Benefits	300 Purchased Services	400 Supplies Materials	500 Capital Objects	600 Debt Retirement	700 Insurance- Judgment	800 Transfers
39	691	Other Support Services Prog.	10,000	9,500			9,500					
40												
41	600	TOTAL SUPPORT SERV.**	10,000	9,500	0	0	9,500	0	0	0	0	0
42												
43	710	Child Nutrition Program										
44	720	Community Services Program										
45	730	Enterprise Operations										
46	700	TOTAL NON-INSTRUCTION**	0	0	0	0	0	0	0	0	0	0
47												
48	810	Capital Assets-Student Occ										
49	811	Capital Assets-Non Student Occ										
50	800	TOTAL CAPITAL ASSETS PROG**	0	0	0	0	0	0	0	0	0	0
51												
52	911	Debt Services Prog.-Princ.										
53	912	Debt Services Prog.-Int.										
54	913	Debt Serv Prog-Refnded Debt										
55	920	Transfers Out										
56												
57	900	TOTAL OTHER SERVICES **	0	0	0	0	0	0	0	0	0	0
58												
59												
60		TOTAL EXPENDITURES ** (Lines 14+41+47+49+57) **	10,000	9,500	0	0	9,500	0	0	0	0	0
61												
62	950	Contingency Reserve (5% of Line 60)										
63												
64		TOTAL APPROPRIATION (Line 60 + Line 62)	10,000	9,500								
65												
66		BUDGET SUMMARY										
67												
68		Beginning Fund Balance	45,500CR	37,300CR								
69		Revenues + Transfers In	1,600CR	10,100CR								
70		TOTAL REVENUE (68 + 69)	47,100CR	47,400CR								
71												
72		Total Appropriation	10,000	9,500								
73		Unappropriated Balance	37,100	37,900								
74		TOTAL APPROPRIATION (72+73)	47,100	47,400								

BUDGET SUMMARY

The total on line 70 must equal the total on line 74