

# 2024 Summative SBAC/ELPAC Preliminary Data Report

9/5/2024

**Anne-Marie Mowad**

Coordinator, 21<sup>st</sup> Century Learning

**Lety Varela**

Director, Teaching & Learning

**Sharon Azmon**

Director, Special Education

**Julie Kane**

Director, Special Projects

# District Goals



## 01 Increase Academic Achievement

Ensure all students learn through access to high quality actions and services that increase academic achievement and civic, career, and college readiness.



## 02 Ensure Access & Equity

Provide high quality actions and services to eliminate barriers to student access to required and desired areas of study.



## 03 Improve Parent & Student Engagement

Ensure all schools have safe, welcoming, healthy and inspiring climates for all students and families, so that all students are behaviorally and academically engaged in school and ready to learn.



## 04 Provide 21st Century Learning Environments

Invest in optimal learning environments that enhance student learning and ensure safety.



# **2024 SBAC Data**

## Overview and Highlights

# 2024 SBAC District Summary

## All Grade Levels



49%

**ELA**

2024  
Student proficiency  
(2023: 48%)

**Increase of 1**  
percentage point



36%

**Math**

2024  
Student proficiency  
(2023: 33%)

**Increase of 3**  
percentage points

# Digging Deeper

## Focus: 2024 Language Arts Scores

School Site	# Tested	# Proficient	% Proficient
<b>Anderson</b>	257	138	<b>54%</b>
<b>FDR</b>	209	82	39%
<b>Green</b>	252	92	37%
<b>Mitchell</b>	182	64	45%
<b>Smith</b>	173	89	<b>52%</b>
<b>Twain</b>	256	158	<b>62%</b>

School Site	# Tested	# Proficient	% Proficient
<b>Addams</b>	661	363	<b>55%</b>
<b>Rogers</b>	768	360	47%

# Digging Deeper

## Focus: Language Arts Scores

### Highlighting percentage point growth

School Site	2023 Proficient	2024 Proficient	
Anderson	45%	54%	➔ +9 percentage points
Mitchell	36%	45%	➔ +9 percentage points
Smith	42%	52%	➔ +10 percentage points
Twain	58%	62%	
FDR	37%	39%	
Addams	54%	55%	

# Digging Deeper

## Focus: Language Arts Scores

### Highlighting percentage point growth

- **Anderson increased** 9 percentage points across all grade levels
  - Highlighted by a 13 percentage point increase in 3rd grade and a 10 percentage point increase in 5th grade
- **Mitchell increased** 9 percentage points across all grade levels
  - Highlighted by an 7 percentage point increase in 4th grade
- **Smith increased** 10 percentage points across all grade levels
  - Highlighted by a 22 percentage point increase in 4th grade and a 10 percentage point increase in 5th grade

# Digging Deeper

## Focus: 2024 Mathematics Scores

School Site	# Tested	# Proficient	% Proficient
Anderson	269	126	47%
FDR	214	50	21%
Green	261	67	26%
Mitchell	186	65	35%
Smith	176	80	46%
Twain	259	158	<b>61%</b>

School Site	# Tested	# Proficient	% Proficient
Addams	671	270	40%
Rogers	786	191	24%



# Digging Deeper

## Focus: Math Scores

### Highlighting percentage point growth

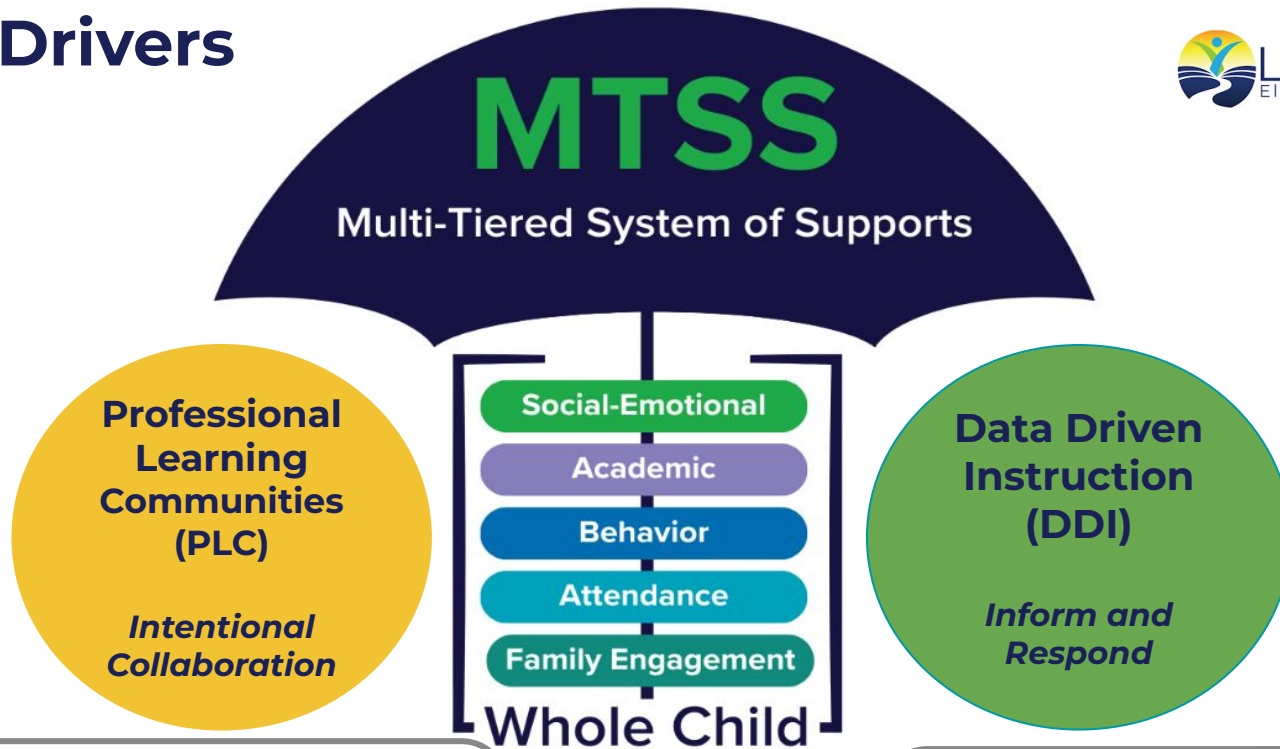
School Site	2023 Proficient	2024 Proficient	
Anderson	39%	47%	+8 percentage points
Smith	33%	46%	+13 percentage points
Mitchell	30%	35%	
Twain	58%	61%	
Addams	36%	40%	

# Digging Deeper

## Focus: Math Scores

### Highlighting percentage point growth

- **Anderson increased** 8 percentage points across all grade levels
  - Highlighted by an 9 percentage point increase in 4th grade and a 12 percentage point increase in 5th grade
- **Smith increased** 13 percentage points across all grade levels
  - Highlighted by a 10 percentage point increase in 3rd grade, a 12 percentage point increase in 4th grade, and an 18 percentage point increase in 5th grade



- Teams of 5 attending CA Principal's Support Network (CAPS)
- Integrate 4 PLC questions into professional learning
- Elementary structured collaboration

- i-Ready Benchmark Diagnostics
- Local Assessments
- Data Analysis Days
- Small Group Instruction
- Personalized practice

# Insights

## Smith

Focus on supporting student learning as well as student engagement

Data was celebrated and posted

Every teacher held data chats with students that included goal setting

## Anderson

In collaboration with staff, established at the beginning of the school year, a clear “Data informed student focus”

Attendance was a focus and held weekly team meets and was discussed regularly at staff meeting

Two 1:1 Data Discussions between admin and teacher to review results, individual student needs, small groups, and interventions

## Mitchell

Providing, during math, contextual vocabulary focus for all students but specifically our EL students

Implementing iReady MyPath and beyond ex. for early finishers




Frequent collaboration between site admin to check in on what was working and what wasn't with specific students

# 2024

# Special Education Data

# Students with Disabilities Summative SBAC: District Growth SLI and SWD

- Summative ELA: 5% growth SLI; 5% growth SWD
- Summative Math: 2% growth SLI; maintained SWD

	Summative ELA % Proficient <b>SLI</b>	Summative Math % Proficient <b>SLI</b>	Summative ELA % Proficient <b>SWD</b>	Summative Math % Proficient <b>SWD</b>
<b>2022-23</b>	43%	38%	11%	9%
<b>2023-24</b>	 48%	 40%	 16%	<b>maintained</b> 9%

# Summative SBAC Students with Disabilities Highlights: Percentage Point Growth

**FDR increased** by 20.8 percentage points for SWD across all grade levels in ELA and **increased** by 9.5 percentage points in Math

**Mitchell increased** by 8.1 percentage points for SWD across all grade levels in ELA

**Twain increased** by 12.5 percentage points for SWD across all grade levels in ELA and **increased** by 9.75 percentage points in Math

**Rogers increased** by 5.1 percentage points for SWD across all grade levels in ELA

**Smith** 5th grade SWD **increased** by 8.0 percentage points in ELA and **highlighted** by 50% of 5th grade SWD showing an overall increase in scores in both ELA and Math moving up into Nearly Met, Met or Exceeded

# Sunday Reading Intervention Support

- 2023/24 Districtwide Implementation
- Students 3 grade levels or more behind



- Research based
- Aligned to the Science of Reading
- Multi sensory (visual, auditory, kinesthetic-tactile)
- Small group intensive

School Site	# of Students Participating in Sunday	Overall Reading Grade Level Growth Range	Phonics Domain Grade Level Growth Range
<b>Anderson EI</b>	17	Up to 3	Up to 4
<b>FDR EI</b>	10	Up to 2	Up to 2
<b>Green EI</b>	15	Up to 2	Up to 2
<b>Mitchell</b>	18	Up to 2	Up to 3
<b>Smith EI</b>	14	Up to 4	Up to 4
<b>Twain EI</b>	23	Up to 3	Up to 4
<b>Addams MS</b>	10	1 grade level	1 grade level
<b>Rogers</b>	12	Up to 3	Up to 4





# Sunday Reading Intervention: Snapshots

## Smith EI

### Principal Cristal Moore shares:

Smith expanded our Trimester Awards to include students in Learning Center who have shown growth in Sunday. We focused on a message that all students (and adults) are on a unique journey of improvement and learning and we were proud to share a special shout out for students.

*Students who participated in Sunday lessons showed an increase in self-confidence that carried over to their general education classes.*

*Students often shared how proud they were of themselves after each passed lesson*

## Anderson EI

### Student Snapshots:

*"I feel like I'm getting Better at Reading"*

*"Teacher can I read this to you?"*

*"I'm Reading at home now too!"*

### Anecdotal teacher observations:

*Increased engagement, students more confident, seeing the growth*

## Rogers MS

### Student Snapshots:

*"I read faster now"*

*"It gets easier the longer you do it"*

### Sonny Taing - LC Advantages

**Teacher:** *"Sunday has been a wonderful resource to support our students with significant reading needs. It is easy to understand, and the students that are engaged with it, are making meaningful gains in their reading progress. We've had many students with a few gaps in their learning, and with this program, we've been able to fill them, and support them to transition to their next level."*

# 2024 ELPAC Data

# What does it take to achieve a 4 on the ELPAC?

Summative ELPAC Overall Scale Score Ranges

Grade	Level 1	Level 2	Level 3	Level 4
K	1150–1373	1374–1421	1422–1473	1474–1700
1	1150–1410	1411–1454	1455–1506	1507–1700
2	1150–1423	1424–1470	1471–1530	1532–1700
3	1150–1447	1448–1487	1488–1534	1535–1800
4	1150–1458	1459–1498	1499–1548	1549–1800
5	1150–1466	1467–1513	1514–1559	1560–1800
6	1150–1474	1475–1516	1517–1566	1567–1900
7	1150–1480	1481–1526	1527–1575	1576–1900
8	1150–1485	1486–1533	1534–1589	1590–1900

1560 (minimum score for Level 4 in 5th grade)

- 1424 (average kinder score)

136 (Distance to Level 4)

136/5 years = 27.2 points growth needed each year to meet the required ELPAC score of 4 for reclassification in 5th grade.

1590 (minimum score for level 4 in 8th grade)

- 1150 (level 1 score)

440 (Distance to level 4)

440/5 years = 88 point growth needed each year to meet the required ELPAC score of 4 for reclassification by the end of 8th grade.

## Growth Necessary on the ELPAC to Reclassify in 5 years



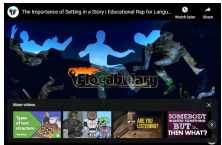
27 ←————→ 88

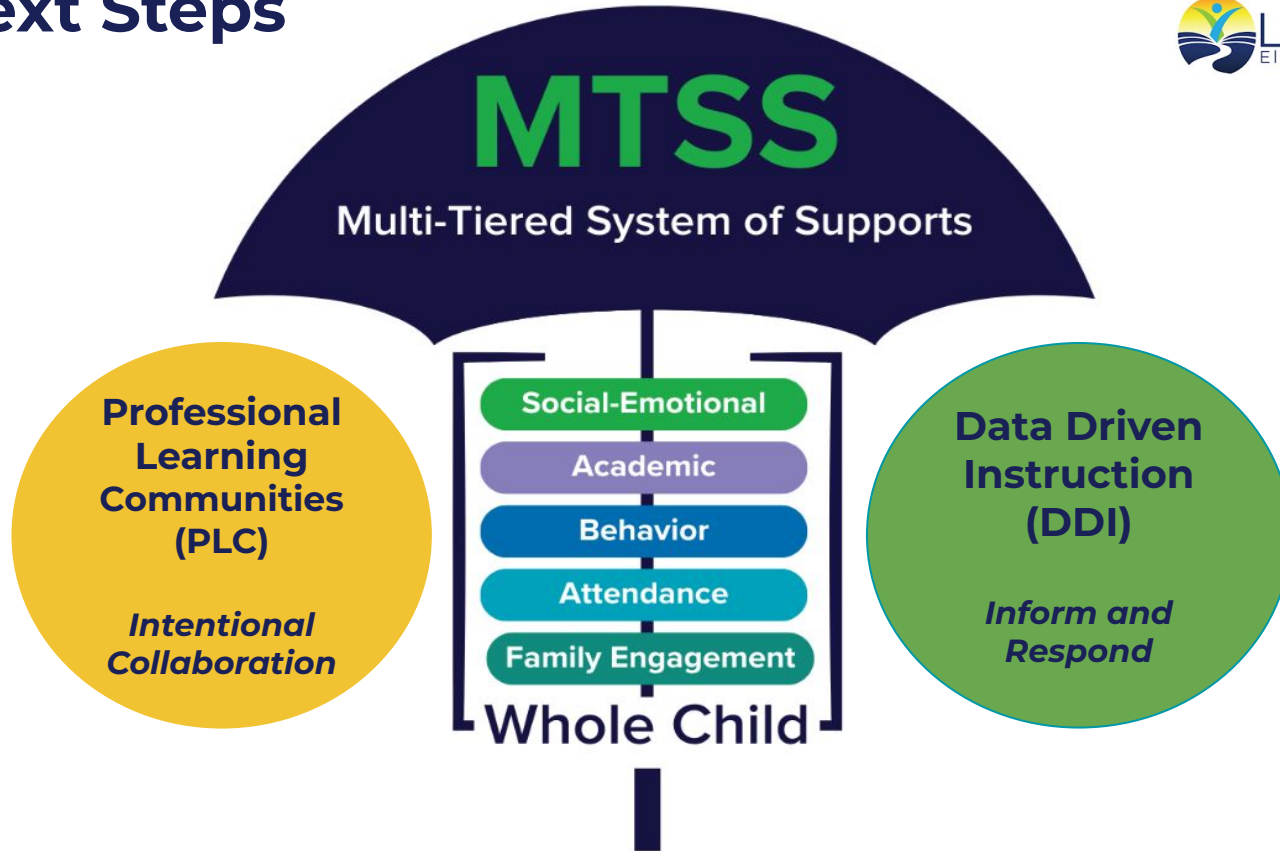
- **421 students (52%)** grew by **27 scale score points or more**
- **51 students ( 7%)** grew by **88 scale score points or more**

### Bright Spots:

- **5th graders at Anderson** grew by an average of **45** scale score points; **2nd graders** grew by an average of **49**.
- Half of **Addams' 8th graders** grew by **51** scale score points or more.

# Supports to accelerate English language acquisition

	Elementary	Middle School
<p><b>Designated ELD</b></p>	<ul style="list-style-type: none"> <li>● <b>Vocabulary Development</b> routines and resources in Benchmark Advance</li> <li>● <b>Interim assessments</b> to monitor progress</li> <li>● Additional supports for newcomers and their teachers</li> </ul> 	<ul style="list-style-type: none"> <li>● <b>Vocabulary Development</b> routines and resources in Benchmark Advance and English Escalate</li> <li>● <b>New ELD program</b> adoption process</li> <li>● Additional supports for newcomers and their teachers</li> </ul>
<p><b>Integrated ELD</b></p>	<ul style="list-style-type: none"> <li>● <b>Integrated ELD in math</b></li> <li>● <b>Vocabulary development</b> in the math curriculum</li> <li>● Supplemental resources such as Nearpod EL and Flowcabulary</li> </ul> 	<ul style="list-style-type: none"> <li>● <b>Integrated ELD</b> in math, history, and science</li> <li>● <b>Vocabulary development</b></li> <li>● Supplemental resources such as Nearpod EL and Flowcabulary</li> </ul> 



**REINFORCING DISTRICT DRIVERS FOR EQUITY**