

BEAVERTON SCHOOL DISTRICT



Financial Report: July 2024

Overview



82
Projects
Underway



\$771,549,679
Current Budget



\$449,124,659
Current
Commitments



\$115,441,286
Actuals Paid



\$322,425,020
Uncommitted Budget

Executive Summary

Budget Perspective

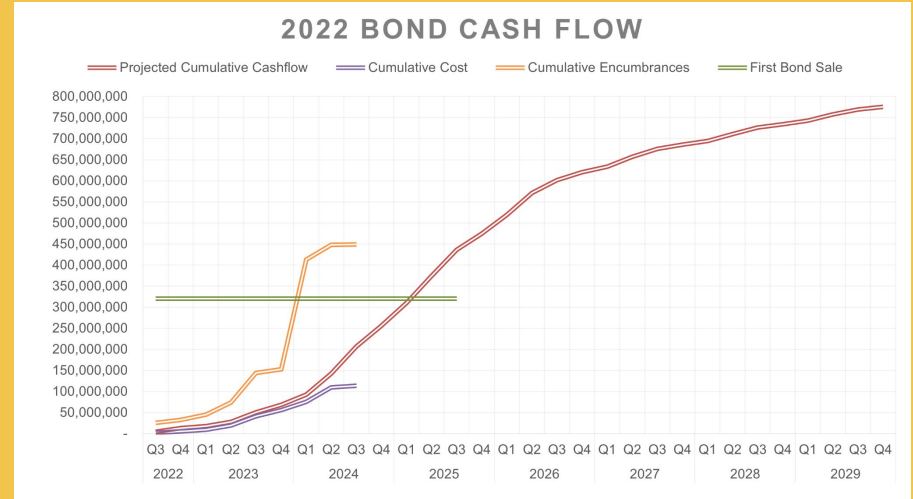
- Funded two deferred maintenance projects.

Schedule Perspective

- Beaverton HS: first two slabs on grade were on schedule and subcontractors have started forming tilt panels for the gym. PGE vaults are now in place. Due to delays in the issuance of the site development permit, roadway improvements will occur during the school year. The project remains on schedule with occupancy in the fall of 2026.
- Raleigh Hills ES: building demolition is complete and site work is underway. The project remains on schedule with occupancy in the fall of 2026.

Challenges and Opportunities

- District was not awarded SRGP grant for current round of applications.



Overall Financial Summary

Financial Statement

Revenue	
Bond Proceeds	\$723,000,000 *Bond sale amount
OSCIM Grant	\$8,000,000 *Included in Original Budget for Raleigh Hills
Raleigh Hills funding from 2014 Bond	\$11,821,753 *Included in Original Budget for Raleigh Hills
2022 Bond Sale Premium	\$16,637,675
Interest on Investments	\$11,711,237 *Interest earned April-June 2024 \$2,383,630
Energy Trust of Oregon Reimbursements	\$202,884
SB1149 Reimbursements	\$176,131
Total Revenue	\$771,549,680
Expenditures to Date	
Bond Issuance Costs	\$1,910,446
Salaries & Overhead Expenses	\$15,075,852
Building Improvements	\$80,477,182
Equipment Purchases	\$17,977,805
Total Expenditures	\$115,441,286
Bond Cash Balance	\$656,108,394

2022 Bond Financial Report July 2024

Key: Change was made to budget.
Project is complete.
Correction to previous report.

Project Name	Original Project Budget	Contingency Transfers	Other Budget Transfers	Current Budget (C+D+E)	Committed to Date	Paid to Date	Current Percent Paid (H/F)	Uncommitted Budget
01 Beaverton HS Replacement	253,000,000	0	630,000	253,630,000	240,688,472	33,326,118		12,941,528
01 Beaverton HS Rebuild	253,000,000		630,000	253,630,000	240,688,472	33,326,118	13.14%	12,941,528
02 Raleigh Hills Replacement	66,821,753	0	0	67,821,753	63,224,744	6,302,770		4,597,009
02.001 Raleigh Hills Replacement	66,821,753			66,821,753	62,428,214	6,152,371	9.21%	4,393,539
02.002 Raleigh Hills Temporary Relocation	0	1,000,000		1,000,000	796,531	150,399	15.04%	203,469
03 Allen Transportation Replacement	11,000,000	0	0	11,000,000	304,784	176,996		10,695,216
03 Allen Transportation Replacement	11,000,000			11,000,000	304,784	176,996	1.61%	10,695,216
04 Physical Education & Athletics	17,500,000	1,700,000		19,200,000	5,553,414	534,571		13,646,586
04.001 PhysEd/Athletics: Barnes Gym & Cafeteria	7,500,000			7,500,000			0.00%	7,500,000
04.002 Southridge HS SB/BB Artificial Turf	2,000,000	1,700,000	1,500,000	5,200,000	5,110,593	534,571	10.28%	89,407
04.003 Aloha HS SB/BB Artificial Turf	2,000,000			2,000,000	442,821		0.00%	1,557,179
04.004 Westview HS SB/BB Artificial Turf	2,000,000			2,000,000			0.00%	2,000,000
04.005 Beaverton HS SB/BB Artificial Turf	2,500,000			2,500,000			0.00%	2,500,000
05 Additional Classrooms	17,500,000	0	1,634,575	19,134,575	13,645,926	5,003,120		5,488,649
05.001 Sato Classroom Addition	3,000,000		-135,196	2,864,804	2,864,804	2,831,288	98.83%	0
05.002 Oak Hills Classroom Addition	2,500,000		1,558,717	4,058,717	628,106	157,713	3.89%	3,430,611
05.003 Stoller Gym & Added Classrooms	12,000,000		211,054	12,211,054	10,153,016	2,014,118	16.49%	2,058,038
06 Office Relocations	10,000,000	1,185,000	665,670	11,850,670	10,362,264	7,439,792		1,488,406
06.001 Aloha HS Office Relocation	6,000,000	985,000		6,985,000	6,967,511	6,822,270	97.67%	17,489
06.002 Westview HS Office Relocation	2,500,000	200,000	665,670	3,365,670	3,144,438	608,632	18.08%	221,232
06.003 Cooper Mtn. Office Relocation	1,500,000			1,500,000	250,314	8,890	0.59%	1,249,686
07 Athletic Facilities	6,000,000	422,406	892,599	7,315,005	3,125,799	557,505		4,189,206
07.001 Athletic Facilities: WHS Bathroom and Concessions	2,000,000	422,406	892,599	3,315,005	3,125,799	557,505	16.82%	189,206
07.002 Athletic Facilities: AHS	2,000,000			2,000,000			0.00%	2,000,000
07.003 Athletic Facilities: SRHS	2,000,000			2,000,000			0.00%	2,000,000
08 Outdoor Learning	5,000,000	0	-1,000,000	4,000,000	835,891	387,244		3,164,109
08.001 Outdoor Learning: Springville	1,000,000			1,000,000	835,891	387,244	38.72%	164,109
08.002 Outdoor Learning: Aloha Huber	2,000,000			2,000,000			0.00%	2,000,000
08.003 Outdoor Learning: Oak Hills	1,000,000		-1,000,000	0			0.00%	0
08.004 Outdoor Learning: McKinley	1,000,000			1,000,000			0.00%	1,000,000
09 Seismic Upgrades	40,000,000	0	20,161,827	60,161,827	33,178,256	10,552,884		26,983,571
09.001 Five Oaks Seismic	6,600,000		6,200,000	12,800,000	12,462,894	7,345,098	57.38%	337,106
09.002 Mtn. View Seismic	6,600,000		13,961,827	20,561,827	19,845,084	2,999,382	14.59%	716,743
09.003 Meadow Park Seismic	6,600,000			6,600,000	737,732	86,315	1.31%	5,862,268
09.004 Cedar Park Seismic	6,600,000			6,600,000			0.00%	6,600,000
09.005 Whitford Seismic	6,600,000			6,600,000			0.00%	6,600,000
09.006 Highland Park Seismic	6,600,000			6,600,000			0.00%	6,600,000
09.007 Seismic Planning	400,000			400,000	132,545	122,089	30.52%	267,455
10 School Modernization	24,000,000	50,000	-2,244,268	21,805,732	8,245,009	4,550,838		13,560,723
10.001 Aloha HS Modernization	1,935,022		-69,326	1,865,696	1,448,445	151,277	8.11%	417,251
10.002 Aloha Huber Park Modernization	259,451		-10,323	249,128			0.00%	249,128
10.003 Barnes Modernization	584,050		14,500	598,550	81,095	13,873	2.32%	517,455
10.004 Beaver Acres Modernization	529,569		-24,106	505,463	344,976	49,497	9.79%	160,487
10.005 Bethany Modernization	292,596		-10,995	281,601			0.00%	281,601
10.006 Bonny Slope Modernization	162,300		-6,328	155,972			0.00%	155,972
10.007 BASE Modernization	610,338		-23,920	586,418			0.00%	586,418
10.008 Cedar Mill Modernization	285,739		-150,000	135,739	72,499	63,822	47.02%	63,240
10.009 Cedar Park Modernization	469,373		-26,049	443,324			0.00%	443,324
10.010 Chehalem Modernization	425,179		-15,233	409,946			0.00%	409,946
10.011 Conestoga Modernization	201,922		-17,110	184,812			0.00%	184,812
10.012 Cooper Mountain Modernization	301,740		-10,810	290,930			0.00%	290,930
10.013 Elmonica Modernization	530,331		-19,000	511,331	92,725		0.00%	418,606

**2022 Bond Financial Report
July 2024**

Project Name	Original Project Budget	Contingency Transfers	Other Budget Transfers	Current Budget (C+D+E)	Committed to Date	Paid to Date	Current Percent Paid (H/F)	Uncommitted Budget
10.014 Errol Hassel Modernization	322,885		-11,568	311,317			0.00%	311,317
10.015 Findley Modernization	245,862		-8,808	237,054			0.00%	237,054
10.016 Fir Grove Modernization	409,178		-5,513	403,665	8,953		0.00%	394,712
10.017 Five Oaks Modernization	278,119		-10,477	267,642			0.00%	267,642
10.018 FLEX/CTP Modernization	271,261		-13,140	258,121			0.00%	258,121
10.019 Greenway Modernization	334,886			334,886	280,205	106,720	31.87%	54,681
10.020 Highland Park Modernization	473,183		-25,591	447,592			0.00%	447,592
10.021 Hiteon Modernization	375,651		-13,458	362,193			0.00%	362,193
10.022 ISB Modernization	630,149		-31,385	598,764	361,189	75,593	12.62%	237,576
10.023 Jacob Wismer Modernization	298,692		-10,701	287,991			0.00%	287,991
10.024 Kinnaman Modernization	384,795		-13,786	371,009			0.00%	371,009
10.025 McKay Modernization	297,168			297,168	213,946	26,164	8.80%	83,222
10.026 McKinley Modernization	713,204		-26,065	687,139			0.00%	687,139
10.027 Meadow Park Modernization	659,104		-23,614	635,490	32,266	31,986	5.03%	603,224
10.028 Merlo Station Modernization	62,482			62,482	51,366	21,581	34.54%	11,116
10.029 Montclair Modernization	222,495	50,000	149,487	421,982	411,452	133,597	31.66%	10,530
10.030 Mountain View Modernization	984,084		-844,597	139,487	2,327	2,327	1.67%	137,160
10.031 Nancy Ryles Modernization	251,958		-9,027	242,931			0.00%	242,931
10.032 Oak Hills Modernization	579,478		-579,478	0			0.00%	0
10.033 Raleigh Park Modernization	366,888		-16,566	350,322	131,963	29,041	8.29%	218,359
10.034 Ridgewood Modernization	282,691		-10,641	272,050	151,446	100,587	36.97%	120,604
10.035 Rock Creek	316,217		-12,356	303,861			0.00%	303,861
10.036 Scholls Heights	322,059		-11,538	310,521			0.00%	310,521
10.037 Sexton Mountain	230,623		-8,263	222,360			0.00%	222,360
10.038 Southridge	550,523		-21,947	528,576	68,281		0.00%	460,294
10.039 Springville	179,571		-6,434	173,137			0.00%	173,137
10.040 Stoller	233,417		-232,710	707			0.00%	707
10.041 Sunset Modernization	1,459,934		-53,333	1,406,601	256,815	180,578	12.84%	1,149,786
10.042 Terra Linda	264,784		-9,486	255,298			0.00%	255,298
10.043 West TV Modernization	236,211		-9,500	226,711	56,154	18,531	8.17%	170,557
10.044 Westview Modernization	1,208,484		-714,182	494,302	374,349	114,043	23.07%	119,954
10.045 Whitford Modernization	866,359		-2,608	863,751	299,093	24,335	2.82%	564,658
10.046 Modernization Tech/AV	2,999,995		711,718	3,711,713	3,455,749	3,359,025	90.50%	255,964
10.047 Modernization Planning	100,000			100,000	49,716	48,261	48.26%	50,284
11 Deferred Maintenance	120,000,000	0	-20,095,599	99,904,401	24,932,256	10,313,413		74,972,145
11.002 SRHS HVAC Upgrades	4,000,000		5,000,000	9,000,000	7,389,432	4,957,307	55.08%	1,610,568
11.003 Sunset HS Track	2,000,000		455,640	2,455,640	2,313,168	2,312,122	94.16%	142,472
11.004 Mercury Gym Floor Replacements	2,000,000		-916,000	1,084,000	136,347	134,800	12.44%	947,654
11.005 Capital Center HVAC	4,000,000		486,000	4,486,000	4,313,344	870,069	19.40%	172,656
11.006 MS & SRHS Stage Improvements	20,000		3,500,000	3,520,000	566,430	16,730	0.48%	2,953,570
11.007 Landscape and Sitework Improvements	200,000		800,000	1,000,000	386,446	68,226	6.82%	613,554
11.008 Maintenance Repair Projects 22/23	1,000,000		-106,554	893,446	893,446	793,250	88.79%	0
11.009 ISB Boiler	135,000		-25,599	109,401	109,401	109,401	100.00%	0
11.010 Capital Center Paging	741,000		225,000	966,000	885,766	108,214	0.00%	80,234
11.012 SRHS Stadium Turf Replacement	1,000,000		299,846	1,299,846	1,115,940	12,903	0.99%	183,906
11.013 WHS Stadium Turf Replacement	1,000,000		1,218,508	2,218,508	2,098,435	14,020	0.63%	120,073
11.014 West TV HVAC	100,000			100,000	45,065	22,600	22.60%	54,935
11.015 Terra Linda Roof Replacement	2,000,000			2,000,000	338,764	57,021	2.85%	1,661,236
11.017 Aloha HS HVAC Upgrade	35,000		21,770,000	21,805,000	1,371,390	30,087	0.14%	20,433,610
11.018 Kinnaman Roof	25,000		1,545,000	1,570,000	99,450	17,200	1.10%	1,470,550
11.019 West TV Modular Roof	645,000			645,000	56,350			588,650
11.020 Dishwasher Replacements	200,000			200,000	50,425	42,805	21.40%	149,575
11.022 Capital Center Café Roof								0
11.023 Sexton Mountain ES Drainage	200,000			200,000	30,000	18,875	9.44%	170,000
11.024 Beaverton HS Stadium Turf	1,000,000			1,000,000			0.00%	1,000,000
11.025 Findley ES Kitchen Repairs	75,000		125,000	200,000	162,808	33,119	16.56%	37,192
11.501 5th St. South Catch Basin	11,000		-2,525	8,475	8,475	8,475	100.00%	0

**2022 Bond Financial Report
July 2024**

Project Name	Original Project Budget	Contingency Transfers	Other Budget Transfers	Current Budget (C+D+E)	Committed to Date	Paid to Date	Current Percent Paid (H/F)	Uncommitted Budget
11.502 Stoller Freezer	526,000			526,000	295,199	142,114	27.02%	230,801
11.503 Southridge HS Gym Roof	962,500			962,500	93,265	3,252	0.34%	869,235
11.504 Beaverton HS Theater Sound System	93,750			93,750	81,924	81,924		11,826
11.505 Aloha HS Courtyard Lighting	17,600			17,600	11,349	11,349		6,251
11.506 Stage Rigging Repairs	60,750			60,750	52,060	250		8,690
11.507 ISB Gym Stage Renovations	88,250			88,250	74,500			
11.508 Custodial Sink and Floor Mop Basins								
11.509 ISB Hallway Floor Replacement	77,000			77,000	52,667	250		
11.510 Hiteon Water Main Repair	88,000			88,000	53,041			
11.800 Maintenance Repair Projects 23/24	2,000,000			2,000,000	1,479,763	405,651	20.28%	520,237
11.801 Maintenance Repair Projects 24/25	2,000,000			2,000,000	326,206			
Uncategorized Deferred Maintenance	41,400			41,400	41,400	41,400	100.00%	0
Unallocated	93,657,750		-54,469,915	39,187,835				39,187,835
12 Security Upgrades	10,000,000	0	0	10,000,000	1,174,738	981,495		8,825,262
12.001 Security Assessment	200,000		211,206	411,206	411,206	321,704	78.23%	0
12.002 HS Card Readers	1,000,000			1,000,000	351,998	270,268	27.03%	648,002
12.003 Security Cameras	3,000,000			3,000,000	291,283	280,606	9.35%	2,708,717
12.004 Paging Improvements	150,000			150,000	120,250	108,917	72.61%	29,750
12.005 Security Fencing	650,000			650,000			0.00%	650,000
Unallocated	5,000,000		-211,206	4,788,794				4,788,794
13 NS Upgrades	5,000,000	0	0	5,000,000	493,001	270,304		4,506,999
13.001 BA Kitchen	750,000			750,000			0.00%	750,000
13.002 Bottle Fillers	1,360,000			1,360,000	105,923	8,278	0.00%	1,254,077
13.003 Greenway Kitchen Improvements	777,144			777,144	387,078	262,027	0.00%	390,066
Unallocated	2,112,856			2,112,856				2,112,856
14 Critical Equipment	7,000,000	0	0	7,000,000	2,662,106	2,058,873		4,337,894
14.001 CE - Copiers	1,500,000			1,500,000	595,317	270,937	18.06%	904,683
14.002 CE - Athletic Director	1,000,000			1,000,000	123,876	111,903	11.19%	876,124
14.003 CE - Band Equipment	2,500,000			2,500,000	1,477,598	1,434,514	57.38%	1,022,402
14.004 CE - Maint Equipment	1,000,000			1,000,000	316,598	137,745	13.77%	683,402
14.005 CE - Furniture	1,000,000			1,000,000	148,718	103,774	10.38%	851,282
15 Management & OH	50,000,000	0	-630,000	49,370,000	17,021,048	16,986,298		32,348,952
15.001 Year 1 - 22/23 Bond Program Management	5,731,850			5,731,850	5,731,850	5,731,850	100.00%	0
15.002 Year 2 - 23/24 Bond Program Management	7,000,000		4,102,058	11,102,058	11,102,058	11,082,058	99.82%	0
15.003 Year 3 - 24/25 Bond Program Management	8,107,965			8,107,965	187,140	172,390	2.13%	7,920,825
Unallocated	29,160,185		-4,732,058	24,428,127				24,428,127
16 Bus Replacements	10,000,000	0	0	10,000,000	5,500,000	4,706,549		4,500,000
16 Bus Replacements	10,000,000			10,000,000	5,500,000	4,706,549	47.07%	4,500,000
17 Technology	44,000,000	0	0	44,000,000	17,896,505	11,212,384		26,103,495
17 Technology	44,000,000			44,000,000	17,896,505	11,212,384	25.48%	26,103,495
18 SPED Upgrades	2,000,000	0	-150,000	1,850,000	280,445	80,129		1,569,555
18.001 Rock Creek ISC Modifications	90,000		-42,871	47,129	47,129	47,129	100.00%	0
18.002 Capital Center SPED Upgrades	200,000			200,000			0.00%	200,000
18.003 Seclusion Rooms	50,000		220,299	270,299	233,316	33,000	12.21%	36,983
Unallocated	1,660,000		-327,428	1,332,572				1,332,572
19 Kinder Upgrades	1,000,000	0	0	1,000,000				1,000,000
19 Kinder Upgrades	1,000,000			1,000,000			0.00%	1,000,000
20 Contingency	43,000,000	24,370,520	135,196	67,505,716				67,505,716
Grand Totals	742,821,753	27,727,926	0	771,549,679	449,124,659	115,441,286	14.96%	322,425,020

Contingency Transfers

Starting Balance \$ 43,000,000.00
Current Balance \$ 67,505,716.07

Budget Change No.	Date	From	To	Purpose	Amount
1	Sep-22		2022 Bond Contingency	Bond Premium	\$16,637,675.00
2	1/11/2023	ETO Incentive Checks	2022 Bond Contingency	AHS Office Relocation - Early Design Assistance	\$2,500.00
3	1/26/2023	ETO Incentive Checks	2022 Bond Contingency	Raleigh Hills - Early Design Assistance	\$5,000.00
4	1/26/2023	ETO Incentive Checks	2022 Bond Contingency	Raleigh Hills - Daylighting Study	\$8,400.00
5	1/26/2023	ETO Incentive Checks	2022 Bond Contingency	BHS Replacement - Early Design Assistance	\$5,000.00
6	3/6/2023	2022 Bond Contingency	Aloha HS Office Relocation		-\$985,000.00
7	4/30/2023		2022 Bond Contingency	Interest Earned to Date	\$1,935,704.00
8	5/31/2023		2022 Bond Contingency	Interest Earned	\$378,729.00
9	6/30/2023		2022 Bond Contingency	Interest Earned	\$2,051,052.00
10	9/30/2023		2022 Bond Contingency	Interest Earned	\$995,198.82
11	11/30/2023	05.001 Sato Classroom Addition	2022 Bond Contingency	Project Savings	\$135,196.00
12	12/31/2023		2022 Bond Contingency	Interest Earned - Q4 2023	\$2,120,720.09
13	12/31/2023	ETO Incentive Checks	2022 Bond Contingency	Five Oaks Seismic - Roof Insulation	\$141,197.55
14	1/31/2024	ETO Incentive Checks	2022 Bond Contingency	Uncategorized Deferred Maintenance	\$12,000.00
15	1/31/2024	ETO Incentive Checks	2022 Bond Contingency	Uncategorized Deferred Maintenance	\$5,195.00

Budget Change No.	Date	From	To	Purpose	Amount
16	1/31/2024	ETO Incentive Checks	2022 Bond Contingency	ISB Boiler	\$6,493.50
17	2/8/2024	2022 Bond Contingency	02 Raleigh Hills Replacement	02.002 Raleigh Hills Temporary Relocation	-\$1,000,000.00
18	2/23/2024	2022 Bond Contingency	10 School Modernization	10.029 Montclair Modernization	-\$50,000.00
19	2/27/2024	2022 Bond Contingency	04 Physical Education and Athletics	04.002 Southridge HS SB/BB Artificial Turf	-\$1,700,000.00
20	3/31/2024		2022 Bond Contingency	Interest Earned - Q1 2024	\$1,846,202.00
21	4/23/2024	2022 Bond Contingency	07 Athletic Facilities	07.001 WHS Bathroom and Concessions	-\$422,406.00
22	6/30/2024		2022 Bond Contingency	Interest Earned - Q2 2024	\$2,383,630.45
23	6/30/2024	2022 Bond Contingency	06 Office Relocations	06.002 Westview HS Office Relocation	-\$200,000.00
24	6/30/2024	SB1149 Reimbursement	2022 Bond Contingency	9.001 Five Oaks MS Seismic	\$153,832.75
25	6/30/2024	SB1149 Reimbursement	2022 Bond Contingency	11.009 ISB Boiler	\$22,297.80
26	6/30/2024	ETO Incentive Checks	2022 Bond Contingency	06.001 Aloha HS Office Relocation	\$17,098.11

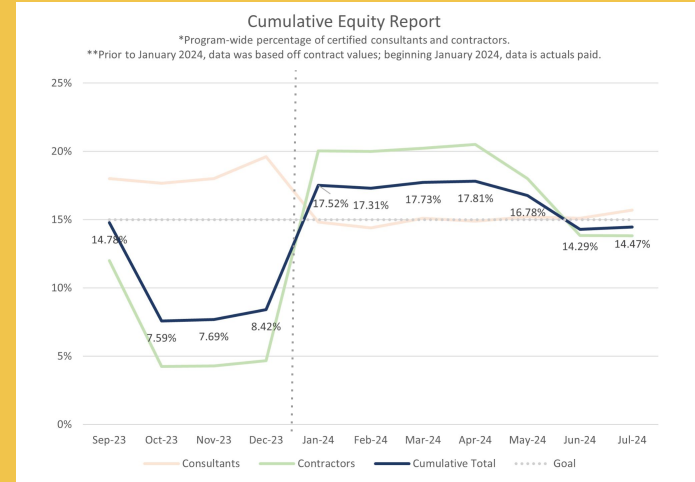
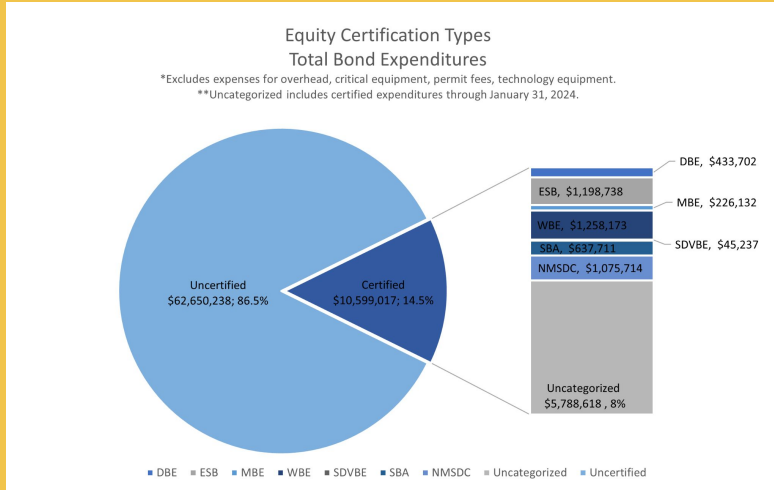
Other Budget Transfers

Budget Change No.	Date	From Master Project	Subproject	To Master Project	Subproject	Amount
1	6/28/2022	Deferred Maintenance	N/A	Seismic	9.001 Five Oaks Seismic and Roof	\$4,000,000.00
2	11/29/2022	Deferred Maintenance	N/A	Deferred Maintenance	11.002 SRHS HVAC Upgrades	\$5,000,000.00
3	12/1/2022	Deferred Maintenance	N/A	Deferred Maintenance	11.005 Capital Center HVAC	\$336,000.00
4	1/20/2023	Deferred Maintenance	N/A	Seismic	9.002 Mountain View Seismic	\$3,300,000.00
5	2/1/2023	Deferred Maintenance	N/A	Seismic	9.001 Five Oaks Seismic and Roof	\$1,284,000.00
6	2/1/2023	Deferred Maintenance	11.004 Mercury Gym Floor Replacements	Seismic	9.001 Five Oaks Seismic and Roof	\$916,000.00
7	3/6/2023	Outdoor Learning	08.003 Outdoor Learning: Oak Hills	Additional Classrooms	5.002 Oak Hills Classroom Addition	\$1,000,000.00
8	4/30/2023	Deferred Maintenance	11.013 WHS Stadium Turf Replacement	Athletic Facilities	07.001 WHS Bathroom and Concessions	\$1,000,000.00
9	6/30/2023	School Modernizations	Reallocation of Modernization funds	School Modernizations	10.046 Modernization Tech/AV	\$630,605.00
10	7/31/2023	School Modernizations	10.040 Stoller Modernization	Additional Classrooms	5.003 Stoller Gym & Added Classrooms	\$225,054.00
11	8/10/2023	School Modernizations	10.030 Mountain View Modernization	Seismic	9.002 Mountain View Seismic	\$808,827.00
12	8/30/2023	Deferred Maintenance	N/A	Seismic	9.002 Mountain View Seismic	\$9,853,000.00
13	9/30/2023	Athletic Facilities	07.001 WHS Bathroom and Concessions	Deferred Maintenance	11.013 WHS Stadium Turf Replacement	\$1,000,000.00
14	10/15/2023	Deferred Maintenance	11.009 ISB Boiler (Project Complete)	Deferred Maintenance	N/A	\$25,599.00
15	11/20/2023	Physical Education & Athletics	N/A	Physical Education & Athletics	04.002 Southridge HS SB/BB Artificial Turf	\$1,500,000.00
16	12/31/2023	School Modernization	10.044 Westview HS Modernization	Office Relocations	6.002 Westview HS Office Relocation	\$400,000.00
17	1/5/2024	School Modernization	10.008 Cedar Mill Modernization	School Modernizations	10.029 Montclair Modernization	\$150,000.00
18	1/16/2024	School Modernization	Various	School Modernizations	10.046 Modernization Tech/AV	\$81,113.30
19	1/16/2024	Additional Classrooms	5.003 Stoller Gym & Added Classrooms	School Modernizations	10.040 Stoller Modernization	\$14,000.00
20	1/19/2024	School Modernization	10.016 Fir Grove Modernization	School Modernizations	10.003 Barnes Modernization	\$5,000.00
21	1/19/2024	School Modernization	10.043 West TV Modernization	School Modernizations	10.003 Barnes Modernization	\$9,500.00
22	1/26/2024	Deferred Maintenance	N/A	Athletic Facilities	07.001 WHS Bathroom and Concessions	\$175,750.00
23	1/31/2024	Deferred Maintenance	11.501 5th Street South Catch Basin (Project Complete)	Deferred Maintenance	N/A	\$2,525.00

Budget Change No.	Date	From Master Project	Subproject	To Master Project	Subproject	Amount
24	1/31/2024	SPED Upgrades	18.001 Rock Creek ISC Modifications (Project Complete)	SPED Upgrades	N/A	\$42,871.00
25	2/14/2024	School Modernization	10.013 Elmonica Modernization	School Modernizations	10.016 Fir Grove Modernization	\$3,492.50
26	2/22/2024	Deferred Maintenance	Unallocated	Deferred Maintenance	11.017 Aloha HS HVAC Upgrade	\$1,210,000.00
27	3/6/2024	Deferred Maintenance	Unallocated	Deferred Maintenance	11.012 Southridge HS Stadium Turf Replacement	\$299,846.00
28	3/6/2024	Deferred Maintenance	Unallocated	Deferred Maintenance	11.010 Capital Center Paging	\$225,000.00
29	3/6/2024	Deferred Maintenance	Unallocated	Deferred Maintenance	11.013 WHS Stadium Turf Replacement	\$380,630.47
30	3/6/2024	School Modernization	10.044 Westview HS Modernization	Office Relocations	6.002 Westview HS Office Relocation	\$130,670.00
31	3/7/2024	Security Upgrades	Unallocated	Security Upgrades	12.001 Security Assessment	\$57,000.00
32	3/28/2024	Deferred Maintenance	Unallocated	Deferred Maintenance	11.006 MS & SRHS Stage Improvements	\$3,500,000.00
33	3/31/2024	School Modernization	10.013 Elmonica Modernization	School Modernizations	10.016 Fir Grove Modernization	\$2,256.86
34	4/5/2024	Deferred Maintenance	Unallocated	Deferred Maintenance	11.017 Aloha HS HVAC Upgrade	\$20,560,000.00
35	4/11/2024	School Modernization	10.032 Oak Hills Modernization	Additional Classrooms	5.002 Oak Hills Classroom Addition	\$558,717.00
36	4/17/2024	SPED Upgrades	Unallocated	Deferred Maintenance	11.005 Capital Center HVAC	\$150,000.00
37	4/18/2024	Deferred Maintenance	Unallocated	Deferred Maintenance	11.013 WHS Stadium Turf Replacement	\$424,369.53
38	4/19/2024	Deferred Maintenance	Unallocated	Athletic Facilities	07.001 WHS Bathroom and Concessions	\$499,167.00
39	4/25/2024	Deferred Maintenance	Unallocated	Deferred Maintenance	11.509 ISB Hallway Floor Replacement	\$77,000.00
40	4/25/2024	SPED Upgrades	Unallocated	SPED Upgrades	18.003 Seclusion Rooms	\$50,000.00
41	5/7/2024	Management and Overhead		Beaverton HS Rebuild	01 Beaverton HS Rebuild	\$630,000.00
42	5/9/2024	Security Upgrades	Unallocated	Security Upgrades	12.001 Security Assessment	\$74,455.69
43	5/14/2024	Deferred Maintenance	Unallocated	Deferred Maintenance	11.025 Findley ES Kitchen Repairs	\$125,000.00
44	5/14/2024	Deferred Maintenance	Unallocated	Deferred Maintenance	11.007 Landscape & Sitework Improvements	\$800,000.00
45	5/23/2024	Deferred Maintenance	Unallocated	Deferred Maintenance	11.510 Hiteon Water Main Repair	\$88,000.00

Budget Change No.	Date	From Master Project	Subproject	To Master Project	Subproject	Amount
46	5/31/2024	SPED Upgrades	Unallocated	SPED Upgrades	18.003 Seclusion Rooms	\$220,299.00
47	6/24/2024	Deferred Maintenance	11.013 WHS Stadium Turf Replacement	Athletic Facilities	07.001 WHS Bathroom and Concessions	\$217,682.00
48	6/25/2024	Security Upgrades	Unallocated	Security Upgrades	12.001 Security Assessment	\$79,750.00
49	6/30/2024	Deferred Maintenance	Unallocated	Deferred Maintenance	11.013 WHS Stadium Turf Replacement	\$531,190.00
50	6/30/2024	School Modernization	10.044 Westview HS Modernization	Office Relocations	06.002 Westview HS Office Relocation	\$135,000.00
51	6/30/2024	Deferred Maintenance	Unallocated	Deferred Maintenance	11.013 Westview HS Stadium Turf Replacement	\$100,000.00
52	6/30/2024	Deferred Maintenance	11.008 Maintenance Repair Projects 22/23 (Project complete)	Deferred Maintenance	Unallocated	\$106,442.00
53	6/30/2024	Deferred Maintenance	11.504 Beaverton HS Theater Sound System (Project complete)	Deferred Maintenance	Unallocated	\$11,826.00
54	6/30/2024	Deferred Maintenance	11.505 Aloha HS Courtyard Lighting (Project complete)	Deferred Maintenance	Unallocated	\$6,251.00
55	7/3/2024	Deferred Maintenance	Unallocated	Deferred Maintenance	11.018 Kinnaman ES Roof	\$1,545,000.00
56	7/3/2024	Deferred Maintenance	Unallocated	Deferred Maintenance	11.019 West TV ES Modular Roof	\$645,000.00

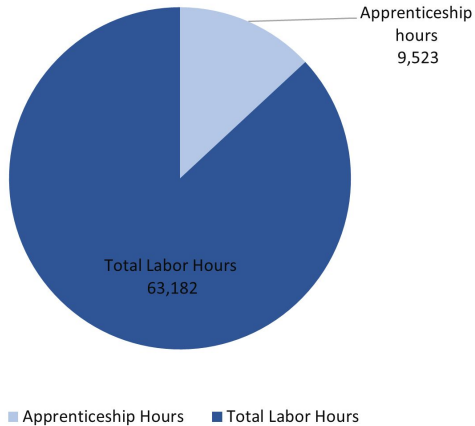
Equity Report



Excludes expenses for overhead, critical equipment, technology equipment and permit fees.

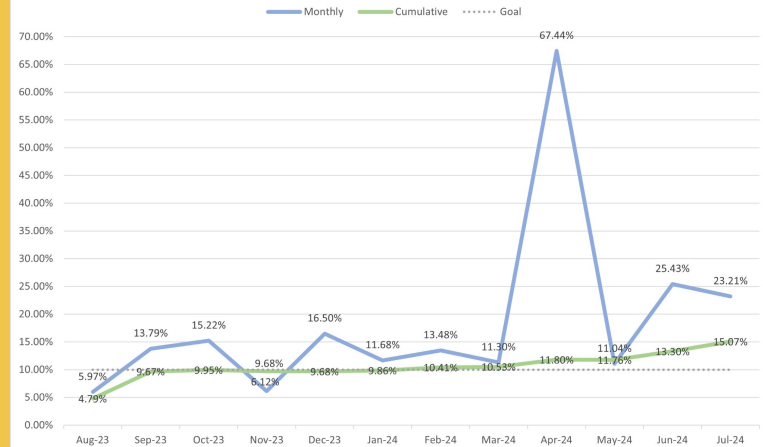
Apprenticeship

Certified Payroll Cumulative Hours



Apprenticeship Hours

*Based on contracts greater than \$200K.



*Percentage of hours worked by apprentices on contracts greater than \$200k.
This graph reflects updated values based on information received for prior months.

Contact: Aaron Boyle, Administrator for Facilities Development

Email: aaron_boyle@beaverton.k12.or.us

Phone: 503-356-4364
