



**SAN JUAN UNIFIED SCHOOL DISTRICT**  
**CSEA General Unit Classifications**  
**2024 – 2025 Salary Schedule**

Salary Range	Job Classification	Minimum	Maximum
10	Community Liaison Non-Instructional Support Aide Program Aide	\$18.11	\$18.86
12	Child Development Assistant - School Age* Instructional Assistant I	\$18.11	\$19.74
13	Campus Representative† Campus Safety Monitor†	\$18.11	\$20.19
14	Clerk Instructional Assistant - Academy Instructional Assistant - Alt Learning Center	\$18.11	\$20.63
16	Spec Ed Campus Intervention Support	\$18.11	\$21.52
17	Intermediate Clerk	\$18.11	\$22.05
18	Health Assistant Instructional Assistant, Bilingual - Arabic† Instructional Assistant, Bilingual - Dari† Instructional Assistant, Bilingual - Farsi† Instructional Assistant, Bilingual - Pashto† Instructional Assistant, Bilingual - Russian† Instructional Assistant, Bilingual - Spanish† Instructional Assistant, Bilingual - Ukrainian† Intermediate Clerk Typist Youth/Adult Employment Tech I	\$18.11	\$22.60
19	Child Development Assistant - Infant/Toddler*	\$18.37	\$23.16
19B	Expanded Learning Prog Assistant - IA - Deaf And Hard of Hearing‡ IA - Orthopedic/Visual Impaired‡ Instructional Assistant II‡	\$18.58	\$23.38
20	Account Clerk I Bilingual Translator, Arabic† Bilingual Translator, Dari† Bilingual Translator, Farsi† Bilingual Translator, Pashto† Bilingual Translator, Russian† Bilingual Translator, Spanish† Bilingual Translator, Ukrainian†	\$18.78	\$23.61
21	Parent/Family Support Ambassador School/Community Resource Assistant - Arabic School/Community Resource Assistant - Dari School/Community Resource Assistant - Farsi School/Community Resource Assistant - Pashto School/Community Resource Assistant - Russian School/Community Resource Assistant - Spanish School/Community Resource Assistant - Ukrainian	\$19.27	\$24.19
22	Braillist Instructional Assistant - Mul Sev Hndcp‡ Instructional Assistant III‡ Middle School Records/Report Clerk Prevention Assistant School/Community Intervention Assistant Social Emotional Support Tech	\$19.66	\$24.78



**SAN JUAN UNIFIED SCHOOL DISTRICT**  
**CSEA General Unit Classifications**  
**2024 – 2025 Salary Schedule**

Salary Range	Job Classification	Minimum	Maximum
22	Senior Records & Report Clerk	\$19.66	\$24.78
23	Adam & Family Services Technician Front Lobby Receptionist High School Secretary I M&O Work Order Technician Middle School Media/Library Technician Registrar/Secretary - Academy Secretary	\$20.10	\$25.35
24	Account Clerk II Fiscal Technician I Senior Personnel Clerk	\$20.53	\$25.90
25	College & Career Center Tech Elem School Secretary Instructional Materials Tech SPED Center Secretary	\$20.99	\$26.51
26	High School Secretary II Lead M&O Work Ord'r Tech/Dispat Middle School Secretary	\$21.52	\$27.15
27	Facilities Use Technician Payroll Technician I School Controller	\$22.05	\$27.79
28	Admin Assistant School Community Specialist School/Community Intervention Specialist I	\$22.52	\$28.42
29	Community Relations Technician Employee Benefits Technician Fiscal Technician II Fiscal Technician II - Bond Payroll Technician II	\$23.06	\$29.07
30	Expanded Learning Site Facilitator	\$23.59	\$29.78
31	Budget Technician Payroll Specialist Personnel Technician Retirement Specialist	\$24.14	\$30.49
32	Attendance Technician Data Compliance Technician Financial Info System Support Specialist Procurement Technician SIS Support Specialist I Tech Support Specialist I	\$24.66	\$31.25
34	Family And Comm Engmt Facilitator School/Community Refugee Specialist School/Community Intervention Specialist II School/Community Prevention Specialist	\$25.85	\$32.69
35	Behavior Support Assistant Expanded Learning Prog Specialist Procurement Specialist (Const/Bond) Sign Language Interpreter‡	\$26.48	\$33.48
37	Instructional Assistant - Health	\$27.69	\$34.97
38	District/Community Engagemnt Specialist	\$28.35	\$35.81



**SAN JUAN UNIFIED SCHOOL DISTRICT**  
**CSEA General Unit Classifications**  
**2024 – 2025 Salary Schedule**

Salary Range	Job Classification	Minimum	Maximum
39	School Commun Worker - Indian Education Program School/Community Worker	\$29.04	\$36.71
40	Safety Specialist Speech & Language Pathology Assistant†	\$29.73	\$37.63
41	Accountant Accounting Analyst Communications Specialist Ops Analyst Facilities/Maintenance/Transportation Procurement Analyst Facilities/Construction Procurement Analyst Risk Management Anaylst	\$30.39	\$38.48
44	Tech Support Specialist II	\$32.60	\$41.35
46	Mental Health Worker	\$34.14	\$43.30
47	Senior Tech Support Specialist SIS Senior Support Specialist	\$34.97	\$44.28
48	Community Safety Specialist Telecommunication Systems Technician	\$35.82	\$45.35
50	Communication Specialist II Cultural Communication Specialist Data Networking Specialist	\$37.51	\$47.58
51	Certified Occupational Therapy Assistant LCAP Analyst Mental Health Therapist Program Analyst Research Analyst	\$38.39	\$48.66
53	Senior Community Safety Specialist Senior Programmer Analyst	\$41.50	\$52.58
60	Database Administrator	\$49.33	\$62.48
67	Occupational Therapist	\$58.68	\$73.71

**SHIFT DIFFERENTIAL**

2nd Shift (3:00 pm - 10:59 pm) additional \$0.43 per hour  
 3rd Shift (11:00 pm - 6:59 am) additional \$0.49 per hour

**ANNIVERSARY/LONGEVITY INCREMENTS**

1. 2.3% of base salary after 10 years of completed services in the San Juan Unified School District
2. 4.5% of base salary after 15 years of completed services (4.5% includes the year 10 increment)
3. 6.2% of base salary after 20 years of completed services (6.2% includes the year 10 and year 15 increments)
4. 8.2% of base salary after 25 years of completed services (8.2% includes the year 10, 15, and 20 increments)

**Board Approval Date: August 13, 2024**

\*CDA SA/ITPR Continuing Education - Step 7, 3.5% increase from Step 6


† These job classifications receive 3% more than listed salary at their respective range

‡ These job classifications receive 5% more than listed salary at their respective range

§ These job classification receive 8% more than listed salary at their respective range


5% increase effective July 01, 2024.

All rates are per hour




**SAN JUAN UNIFIED SCHOOL DISTRICT**  
**Classified Salary Schedule (CSEA)**  
**2024 – 2025 Salary Schedule**

Range		Step 1	Step 2	Step 3	Step 4	Step 5	Step 6
10	Monthly	\$3,139	\$3,139	\$3,139	\$3,139	\$3,139	\$3,271
	Hourly	\$18.11	\$18.11	\$18.11	\$18.11	\$18.11	\$18.86
11	Monthly	\$3,139	\$3,139	\$3,139	\$3,139	\$3,185	\$3,351
	Hourly	\$18.11	\$18.11	\$18.11	\$18.11	\$18.37	\$19.32
12	Monthly	\$3,139	\$3,139	\$3,139	\$3,139	\$3,254	\$3,421
	Hourly	\$18.11	\$18.11	\$18.11	\$18.11	\$18.78	\$19.74
13	Monthly	\$3,139	\$3,139	\$3,139	\$3,185	\$3,339	\$3,499
	Hourly	\$18.11	\$18.11	\$18.11	\$18.37	\$19.27	\$20.19
14	Monthly	\$3,139	\$3,139	\$3,139	\$3,254	\$3,407	\$3,575
	Hourly	\$18.11	\$18.11	\$18.11	\$18.78	\$19.66	\$20.63
15	Monthly	\$3,139	\$3,139	\$3,185	\$3,343	\$3,484	\$3,665
	Hourly	\$18.11	\$18.11	\$18.37	\$19.28	\$20.10	\$21.14
15B	Hourly	\$18.11	\$18.11	\$18.58	\$19.46	\$20.31	\$21.33
16	Monthly	\$3,139	\$3,139	\$3,254	\$3,407	\$3,559	\$3,731
	Hourly	\$18.11	\$18.11	\$18.78	\$19.66	\$20.53	\$21.52
17	Monthly	\$3,139	\$3,185	\$3,339	\$3,484	\$3,640	\$3,822
	Hourly	\$18.11	\$18.37	\$19.27	\$20.10	\$20.99	\$22.05
18	Monthly	\$3,139	\$3,254	\$3,407	\$3,559	\$3,731	\$3,917
	Hourly	\$18.11	\$18.78	\$19.66	\$20.53	\$21.52	\$22.60
19	Monthly	\$3,185	\$3,339	\$3,484	\$3,640	\$3,822	\$4,014
	Hourly	\$18.37	\$19.27	\$20.10	\$20.99	\$22.05	\$23.16
19B	Hourly	\$18.58	\$19.46	\$20.31	\$21.26	\$22.29	\$23.38
20	Monthly	\$3,254	\$3,407	\$3,559	\$3,731	\$3,903	\$4,090
	Hourly	\$18.78	\$19.66	\$20.53	\$21.52	\$22.52	\$23.61
20A	Hourly	\$18.89	\$19.77	\$20.66	\$21.66	\$22.65	\$23.75
21	Monthly	\$3,339	\$3,484	\$3,640	\$3,822	\$3,997	\$4,193
	Hourly	\$19.27	\$20.10	\$20.99	\$22.05	\$23.06	\$24.19
22	Monthly	\$3,407	\$3,559	\$3,731	\$3,903	\$4,089	\$4,296
	Hourly	\$19.66	\$20.53	\$21.52	\$22.52	\$23.59	\$24.78
23	Monthly	\$3,484	\$3,640	\$3,822	\$3,997	\$4,185	\$4,395
	Hourly	\$20.10	\$20.99	\$22.05	\$23.06	\$24.14	\$25.35
24	Monthly	\$3,559	\$3,731	\$3,903	\$4,089	\$4,275	\$4,489
	Hourly	\$20.53	\$21.52	\$22.52	\$23.59	\$24.66	\$25.90
25	Monthly	\$3,640	\$3,822	\$3,997	\$4,185	\$4,376	\$4,593
	Hourly	\$20.99	\$22.05	\$23.06	\$24.14	\$25.25	\$26.51
26	Monthly	\$3,731	\$3,903	\$4,089	\$4,275	\$4,480	\$4,706
	Hourly	\$21.52	\$22.52	\$23.59	\$24.66	\$25.85	\$27.15
27	Monthly	\$3,822	\$3,997	\$4,185	\$4,376	\$4,589	\$4,817
	Hourly	\$22.05	\$23.06	\$24.14	\$25.25	\$26.48	\$27.79
28	Monthly	\$3,903	\$4,089	\$4,275	\$4,480	\$4,690	\$4,925
	Hourly	\$22.52	\$23.59	\$24.66	\$25.85	\$27.05	\$28.42
29	Monthly	\$3,997	\$4,185	\$4,376	\$4,589	\$4,800	\$5,038
	Hourly	\$23.06	\$24.14	\$25.25	\$26.48	\$27.69	\$29.07
30	Monthly	\$4,089	\$4,275	\$4,480	\$4,690	\$4,916	\$5,162
	Hourly	\$23.59	\$24.66	\$25.85	\$27.05	\$28.35	\$29.78
31	Monthly	\$4,185	\$4,376	\$4,589	\$4,800	\$5,032	\$5,283
	Hourly	\$24.14	\$25.25	\$26.48	\$27.69	\$29.04	\$30.49



**SAN JUAN UNIFIED SCHOOL DISTRICT**  
**Classified Salary Schedule (CSEA)**  
**2024 – 2025 Salary Schedule**

Range		Step 1	Step 2	Step 3	Step 4	Step 5	Step 6
32	Monthly	\$4,275	\$4,480	\$4,690	\$4,916	\$5,154	\$5,417
	Hourly	\$24.66	\$25.85	\$27.05	\$28.35	\$29.73	\$31.25
33	Monthly	\$4,376	\$4,589	\$4,800	\$5,032	\$5,266	\$5,530
	Hourly	\$25.25	\$26.48	\$27.69	\$29.04	\$30.39	\$31.90
34	Monthly	\$4,480	\$4,690	\$4,916	\$5,154	\$5,396	\$5,666
	Hourly	\$25.85	\$27.05	\$28.35	\$29.73	\$31.14	\$32.69
35	Monthly	\$4,589	\$4,800	\$5,032	\$5,266	\$5,522	\$5,805
	Hourly	\$26.48	\$27.69	\$29.04	\$30.39	\$31.86	\$33.48
36	Monthly	\$4,690	\$4,916	\$5,154	\$5,396	\$5,649	\$5,932
	Hourly	\$27.05	\$28.35	\$29.73	\$31.14	\$32.60	\$34.22
37	Monthly	\$4,800	\$5,032	\$5,266	\$5,522	\$5,770	\$6,062
	Hourly	\$27.69	\$29.04	\$30.39	\$31.86	\$33.30	\$34.97
38	Monthly	\$4,916	\$5,154	\$5,396	\$5,649	\$5,917	\$6,206
	Hourly	\$28.35	\$29.73	\$31.14	\$32.60	\$34.14	\$35.81
39	Monthly	\$5,032	\$5,266	\$5,522	\$5,770	\$6,062	\$6,362
	Hourly	\$29.04	\$30.39	\$31.86	\$33.30	\$34.97	\$36.71
40	Monthly	\$5,154	\$5,396	\$5,649	\$5,917	\$6,208	\$6,522
	Hourly	\$29.73	\$31.14	\$32.60	\$34.14	\$35.82	\$37.63
41	Monthly	\$5,266	\$5,522	\$5,770	\$6,062	\$6,353	\$6,668
	Hourly	\$30.39	\$31.86	\$33.30	\$34.97	\$36.65	\$38.48
42	Monthly	\$5,396	\$5,649	\$5,917	\$6,208	\$6,501	\$6,830
	Hourly	\$31.14	\$32.60	\$34.14	\$35.82	\$37.51	\$39.40
43	Monthly	\$5,522	\$5,770	\$6,062	\$6,353	\$6,649	\$6,979
	Hourly	\$31.86	\$33.30	\$34.97	\$36.65	\$38.36	\$40.26
44	Monthly	\$5,649	\$5,917	\$6,208	\$6,501	\$6,827	\$7,166
	Hourly	\$32.60	\$34.14	\$35.82	\$37.51	\$39.39	\$41.35
45	Monthly	\$5,770	\$6,062	\$6,353	\$6,649	\$6,979	\$7,325
	Hourly	\$33.30	\$34.97	\$36.65	\$38.36	\$40.26	\$42.26
46	Monthly	\$5,917	\$6,208	\$6,501	\$6,827	\$7,145	\$7,503
	Hourly	\$34.14	\$35.82	\$37.51	\$39.39	\$41.23	\$43.30
47	Monthly	\$6,062	\$6,353	\$6,649	\$6,979	\$7,306	\$7,675
	Hourly	\$34.97	\$36.65	\$38.36	\$40.26	\$42.15	\$44.28
48	Monthly	\$6,208	\$6,501	\$6,827	\$7,145	\$7,491	\$7,861
	Hourly	\$35.82	\$37.51	\$39.39	\$41.23	\$43.21	\$45.35
49	Monthly	\$6,353	\$6,649	\$6,979	\$7,306	\$7,658	\$8,047
	Hourly	\$36.65	\$38.36	\$40.26	\$42.15	\$44.18	\$46.43
50	Monthly	\$6,501	\$6,827	\$7,145	\$7,491	\$7,859	\$8,248
	Hourly	\$37.51	\$39.39	\$41.23	\$43.21	\$45.34	\$47.58
51	Monthly	\$6,655	\$6,979	\$7,306	\$7,658	\$8,036	\$8,434
	Hourly	\$38.39	\$40.26	\$42.15	\$44.18	\$46.36	\$48.66
52	Monthly	\$7,028	\$7,362	\$7,699	\$8,070	\$8,491	\$8,903
	Hourly	\$40.55	\$42.48	\$44.42	\$46.56	\$48.99	\$51.37
53	Monthly	\$7,193	\$7,534	\$7,873	\$8,260	\$8,675	\$9,111
	Hourly	\$41.50	\$43.46	\$45.42	\$47.65	\$50.05	\$52.58
54	Monthly	\$7,376	\$7,717	\$8,070	\$8,459	\$8,894	\$9,337
	Hourly	\$42.56	\$44.52	\$46.56	\$48.80	\$51.31	\$53.87
55	Monthly	\$7,557	\$7,913	\$8,273	\$8,670	\$9,113	\$9,572
	Hourly	\$43.60	\$45.65	\$47.73	\$50.02	\$52.59	\$55.22
56	Monthly	\$7,747	\$8,110	\$8,481	\$8,890	\$9,344	\$9,811
	Hourly	\$44.69	\$46.79	\$48.93	\$51.29	\$53.91	\$56.60



SAN JUAN UNIFIED SCHOOL DISTRICT  
 Classified Salary Schedule (CSEA)  
 2024 – 2025 Salary Schedule

Range		Step 1	Step 2	Step 3	Step 4	Step 5	Step 6
57	Monthly	\$7,943	\$8,310	\$8,687	\$9,109	\$9,576	\$10,057
	Hourly	\$45.83	\$47.95	\$50.12	\$52.56	\$55.26	\$58.03
58	Monthly	\$8,139	\$8,520	\$8,908	\$9,337	\$9,815	\$10,306
	Hourly	\$46.96	\$49.16	\$51.39	\$53.87	\$56.62	\$59.47
59	Monthly	\$8,345	\$8,731	\$9,131	\$9,572	\$10,062	\$10,566
	Hourly	\$48.14	\$50.37	\$52.67	\$55.22	\$58.05	\$60.96
60	Monthly	\$8,551	\$8,952	\$9,356	\$9,811	\$10,315	\$10,830
	Hourly	\$49.33	\$51.64	\$53.97	\$56.60	\$59.51	\$62.48
61	Monthly	\$8,767	\$9,175	\$9,591	\$10,057	\$10,570	\$11,102
	Hourly	\$50.57	\$52.94	\$55.33	\$58.03	\$60.98	\$64.05
62	Monthly	\$8,984	\$9,404	\$9,834	\$10,306	\$10,838	\$11,377
	Hourly	\$51.83	\$54.27	\$56.74	\$59.47	\$62.52	\$65.64
63	Monthly	\$9,208	\$9,639	\$10,076	\$10,565	\$11,107	\$11,664
	Hourly	\$53.12	\$55.61	\$58.13	\$60.95	\$64.09	\$67.30
64	Monthly	\$9,439	\$9,882	\$10,329	\$10,828	\$11,384	\$11,957
	Hourly	\$54.45	\$57.01	\$59.59	\$62.47	\$65.67	\$68.99
65	Monthly	\$9,676	\$10,127	\$10,588	\$11,102	\$11,670	\$12,254
	Hourly	\$55.83	\$58.43	\$61.07	\$64.05	\$67.33	\$70.70
66	Monthly	\$9,916	\$10,380	\$10,855	\$11,377	\$11,961	\$12,557
	Hourly	\$57.21	\$59.89	\$62.63	\$65.64	\$69.01	\$72.44
67	Monthly	\$10,171	\$10,643	\$11,141	\$11,663	\$12,208	\$12,777
	Hourly	\$58.68	\$61.41	\$64.29	\$67.28	\$70.44	\$73.71

---

**Board Approval Date: August 13, 2024**

5% increase effective July 01, 2024.

Monthly figures based on 8 hours per day, 260 workdays per year at listed hourly rate.