



BUC FAMILY NIGHT

Working together for a successful year....

WELCOME STUDENTS & FAMILIES

*Mainland is **PROUD** to be a Title 1 School!!*

Dr. Joseph Castelli – **Principal**

Ms. Hilarie Blum, Mr. Julian Gutierrez Quintero,

Ms. Brandy Meadows, Ms. Jennifer Robinson – **Assistant Principals**

Mr. Damon Barrs – **Administrative Dean**

Dr. Susan Lewis & Mr. Joe Giddens – **SEL/TOA**

Mrs. Trisha Scheuerman – **Parent Liaison**

WE ARE A TITLE 1 SCHOOL

Mainland High School is PROUD to be a Title I school!

Fee waivers for ACT/SAT, college applications or NCAA/NAIA are available to students who qualify. Direct Certification letters were mailed to eligible families by the District. All other families are encouraged to apply or complete the Income Based Services Request form on www.VCSEDU.org: [IBSR form](#)

**speak with your school counselor to verify current eligibility*



SCHOOL COUNSELORS

Who is **YOUR** School Counselor? Students are divided by **GRAD YEAR**:

- 9th A - H: Jewel Johnson, Counseling Director
 - jljohnso@volusia.k12.fl.us
- 9th I - Z: Caryn Hubbs
 - cnhubbs@volusia.k12.fl.us
- 10th: Samantha Hepburn
 - sghepbur@volusia.k12.fl.us
- 11th: Cassandra Lundy
 - calundy@volusia.k12.fl.us
- 12th: Allen Thomas
 - athomas1@volusia.k12.fl.us

Students are asked to email their counselor with questions or requests for appointments.

Parents are asked to call/email to request an appointment.
(386) 258-4665, Ext. 54226

WEBSITES & RESOURCES

- www.MainlandHighSchool.org
 - Student & Parent Resources: information on testing, colleges, scholarships, etc.
- www.CollegeBoard.com
 - Register for SAT, research colleges and sign-up for the Opportunity Scholarship
 - AP Classroom and scores
- www.ACT.com
 - Register for the ACT
- www.FloridaShines.org
 - Florida's student hub of innovative educational services
- **You Senior Handbook!** Digital copy on Mainland website, under Senior Information page.

FloridaShines

Past and current webinars and **MANY** more resources available: www.FloridaShines.org



Register now for upcoming
webinars taking place
September 10, 17 & 24

COLLEGE 101
FREE ONLINE WEBINARS

What is FloridaShines.org?

FloridaShines.org is Florida's Student Hub of Innovative Educational Services, an information-rich website of free online tools and resources to help students and adult learners succeed in school, earn a college degree, and embark on a rewarding career.

FloridaShines

NEW!!

Download the free FloridaShines app today for 24/7 access to free college success tools, right at your fingertips! Designed specifically for Florida's high school and college students.

FloridaShines

GET THE APP TODAY!

QR Code: FloridaShines

GET IT ON Google Play

Download on the App Store

Smartphone Screen:

- 10:51
- High School Students
- High School Resources
- Prepare for College
- Explore Institutions
- Discover Programs
- Pay for College
- Learn About Careers
- Need Help? Visit the [FLVC Help Center](#)

FloridaShines is a free service from the State of Florida.

COLLEGE FAIR OPTIONS



September 22, 2024

Orlando, FL

October 5, 2024

Jacksonville, FL

[REGISTER](#)

[Learn about in-person college fairs](#)



September 15 & October 13, 2024

1:00pm to 6:00pm

[Learn about virtual fairs and REGISTER](#)



Information is also included in your SENIOR HANDBOOK!

Mainland will be offering an in-school college & career fair on **October 10th!** Interested students may sign up using the QR code or link provided in student email.

Registration is **FREE!**

NACAC National College Fair ORLANDO

Sunday, Sept. 22 | Orange County Convention Center
1 p.m. – 4 p.m. | Orlando, Florida

NACAC
National
College Fairs



REGISTER NOW!
nacacattend.org/fairs

FALL 2024

NACAC National College Fair JACKSONVILLE

Saturday, Oct. 5 | Prime F Osborn III Convention Center
9 a.m. – 1 p.m. | Jacksonville, Florida

NACAC
National
College Fairs




REGISTER NOW!
nacacattend.org/fairs



There will be more than 100 vendor tables to visit, including all (12) Florida Public Universities!

APPLYING TO COLLEGE



APPLICATION OPTIONS

Institutional App

- Apply direct to the College or University that you are considering
- All State Colleges are direct
- Only provide the information that the specific school requires
- Application waiver may apply OR school may provide a waiver code if you visit or contact for admission information – ask!

Common App

- One master site that you enter your information in, upload documents to and select colleges to share with
- You still need to go to each school's site after you submit to complete any additional information or items required
- Invitations need to be sent to individuals you are requesting recommendations from for them to upload their letter to
- Application fees apply for each college you apply to, or waiver if applicable

Black Common App

- Currently it costs \$20 for your application to be shared with all 65 of their listed HBCU partners
- Application waiver does NOT apply, fee must be paid
- Similar in required information to the regular Common App

CENTRALIZED APPLICATION WEBSITES

- Common App:
 - www.CommonApp.org
 - *Add up to 20 colleges/universities*
- HBCU Common App:
 - www.CommonBlackCollegeApp.com
 - *Select top (4) schools initially, although application is sent to all partner schools*

REQUIRED APPLICATION ELEMENTS

- General personal information, including a **PROFESSIONAL** email address
- Academic information/history
- Essay & Personal Statement
- ACT, CLT, and/or SAT scores
- Letters of Recommendation (academic & personal)
- Current Transcript ~OR~
- SSAR (Student Self Academic Report)
- FERPA release – to allow high school to submit your records
- **KNOW YOUR DEADLINES!**













SAT & ACT TEST OPTIONS

SAT (400-1600 scale)

- Oct. 5
- October 24th – in school FREE for 12th
- Nov. 2
- Dec. 7
- Mar. 8
- April 10th – in school FREE for 11th
- May 3
- Jun. 7

ACT (1-36 composite scale)

- Sep. 14
- Oct. 26
- Dec. 14
- Feb. 8
- Apr. 5
- Jun. 14
- Jul. 12

		SUMMER SEMESTER							FALL SEMESTER							
	NAME OF INSTITUTION	Total Enrollment	Total Undergraduate Enrollment (2022)	Number of FTIC Applications	Number of FTIC Admits	Average or middle 50% FTIC GPA	Middle 50% Admit FTIC SAT	Middle 50% Admit FTIC ACT	Number of FTIC Applications	Number of FTIC Admits	Average or middle 50% FTIC GPA	Middle 50% Admit FTIC SAT	Middle 50% Admit FTIC ACT	SSAR/SPARK	Self-Reported Test Scores	2+2 Program
	FLORIDA AGRICULTURAL AND MECHANICAL UNIVERSITY	7,803	4,933	1104	520	3.53	990 – 1140	19 – 24	21,415	4,186	3.91	1070 – 1240	22 – 27	Yes	No	FAMU IGNITE
	FLORIDA ATLANTIC UNIVERSITY	29,614	23,067	6,292	4,280	3.58	1010 – 1150	20 – 24	30,337	17,727	3.70 – 4.30 / 4.0	1090 – 1250	22 – 28	Yes	Yes	Link to FAU
	FLORIDA GULF COAST UNIVERSITY	16,004	14,481	1,796	1,112	3.57 – 4.39	1020 – 1180	19 – 24	17,949	11,265	3.76 – 4.51	1080 – 1230	21 – 26	No	No	Destination FGCU
	FLORIDA INTERNATIONAL UNIVERSITY	55,687	45,442	7,810	5,923	3.9 – 4.4	1060 – 1170	21 – 24	16,487	5,373	4.1 – 4.7	1240 – 1370	26 – 30	No	No	Connect4 Success
	FLORIDA POLYTECHNIC UNIVERSITY	1,593	1,531	N/A	161	3.8 – 4.5	1120 – 1220	25 – 27	2,483	1,120	4.0 – 4.7	1250 – 1390	28 – 32	Yes	Yes	South Florida State College & Polk State College
	FLORIDA STATE UNIVERSITY	44,161	32,936	12,775	4,614	4.1 – 4.5	1230 – 1320	26 – 30	62,046	14,128	4.3 - 4.6	1340 – 1450	29 – 33	Yes	Yes	Aspire TCC2FSU
	NEW COLLEGE OF FLORIDA	689	669	N/A	N/A	N/A	N/A	N/A	2,782	1,511	4.03	1100 – 1310	22 – 29	Yes	Yes	NCF Transform
	UNIVERSITY OF CENTRAL FLORIDA	68,406	58,721	11,600	7,640	3.9 – 4.3 / 4.10	1170 – 1240	23 – 26	43,332	16,157	4.1 – 4.5 / 4.30	1260 – 1380	26 – 30	Yes	No	Direct Connect
	UNIVERSITY OF FLORIDA	60,795	38,011	See Fall for combined	2,964	4.4 – 4.6	1240 – 1390	27 – 31	66,866	12,742	4.4 – 4.6	1370 – 1510	31 – 34	Yes	Yes	Gator Engineering @ Santa Fe and State College of Florida
	UNIVERSITY OF NORTH FLORIDA	16,517	14,282	1,982	1,359	3.11 – 3.74	950 – 1120	21 – 27	17,749	12,562	3.80 – 4.44	1060 – 1250	21 – 27	Yes	No	Transfer2UNF
	UNIVERSITY OF SOUTH FLORIDA	49,766	36,948	13,849	9,067	3.90 – 4.29	1100 – 1200	22 – 25	51,348	17,648	4.10 – 4.59	1250 – 1390	27 – 31	Yes	No	FUSE
	UNIVERSITY OF WEST FLORIDA	13,504	9,280	673	271	3.81	970 – 1150	19 – 24	9,397	5,212	3.95	1050 – 1230	21 – 27	Yes	No	2UWF

DEFINITIONS OF ADMISSION OPTIONS IN HIGHER EDUCATION



National Association for
College Admission Counseling
Guiding the way to higher education

STUDENTS: WHICH COLLEGE ADMISSION PROCESS BEST *SUITS* YOU?

Non-Restrictive Application Plans

Regular Decision

DEFINITION:

Students submit an application by a specified date and receive a decision in a clearly stated period of time.

COMMITMENT:

NON-BINDING

Rolling Admission

DEFINITION:

Institutions review applications as they are submitted and render admission decisions throughout the admission cycle.

COMMITMENT:

NON-BINDING

Early Action (EA)

DEFINITION:

Students apply early and receive a decision well in advance of the institution's regular response date.

COMMITMENT:

NON-BINDING

Students are not restricted from applying to other institutions and have until May 1 to consider their options and confirm enrollment.

Restrictive Application Plans

Early Decision (ED)

DEFINITION:

Students make a commitment to a first-choice institution where, if admitted they definitely will enroll. The application deadline and decision deadline occur early.

COMMITMENT:

BINDING

Restrictive Early Action (REA)

DEFINITION:


Students apply to an institution of preference and receive a decision early. They may be restricted from applying ED or EA or REA to other institutions. If offered enrollment, they have until May 1 to confirm.

COMMITMENT:

NON-BINDING

Students are responsible for determining and following restrictions.

GETTING TO KNOW YOU



RECOMMENDATION LETTERS

Recommendation letters are required by many institutions, and for scholarship applications.

You should have at least (2) academic recommenders and (1-2) personal.

Ask your intended persons well in advance of when you need it and provide them with enough personal and academic information to be able to write a letter.

An Academic Resume and/or a "Brag Sheet" are very useful to provide.

Understand that they may say "No". But if they say "Yes", be sure you provide them with a due date and where to submit/send the letter.

Ask them to keep it generic, unless a school or scholarship asks for a letter specifically addressed to them.

ESSAY & PERSONAL STATEMENT

- Each Institution may have their own **essay prompts** – sometimes several small paragraphs or essays in response to questions.
- Many schools also give you the option (or require) a **Personal Statement**.
- Do **not wait until the last minute** to write your essays. You need time to review and edit your work. It is recommended to have (2) people review it as well.
- Essays and personal statements give you an opportunity to share about yourself and allow the school to “**get to know YOU**” through your writing.
- If a school only has your application and your writing to get to know who you are – what will they find out? What “**picture**” are you sharing with them?

SELF-REPORTED STUDENT ACADEMIC RECORD (SSAR)


- **This is NOT required by all schools** – check the institution website for admission requirements, or if it is a State School, check the Matrix.
- You will **SELF REPORT** your entire high school academic records as well as any SAT and ACT test scores.
- You will link this completed report to your application, as directed.
- You **MUST** enter the information correctly – they will check it against your final transcript, and discrepancies are grounds for rejection of admissions.
- You can see your past Course Titles and Grades in your Gradebook/Focus and we can print a one-page document, if you need.
- <https://ssar.selfreportedtranscript.com>



TRANSCRIPTS

- All students must complete a “**records release**” before their transcripts may be sent to a school, coach or printed for release.
- Students may request an “**unofficial**” transcript from their School Counselor that can be emailed to the student as a PDF.
- **MOST** institutions are accepting and even requiring that transcripts be sent **electronically**. Verify where and how your requested transcripts need to be sent to each institution you are applying to.
- Please **allow time** for your request to be processed – don’t wait until the last minute to request something!

THE COMMON APP



COMMON APPLICATION

Create an Account:

1. You will be applying as a “**First Year Student**”.
2. Provide your login credentials: use an email that you will check often – preferably **NOT** your VCS email; **make sure it is professional!**
3. Complete your registration information:
 - Name, address, phone, date of birth. **Make sure your name matches your legal name** as shown on your school records and your standardized tests.
 - Adjust your communication preferences and accept the privacy policy.
 - Make sure you save your login information somewhere you can retrieve it.

Step by step instructions: [Filling Out the Common App – Walkthrough](#)

Dashboard

My Colleges

Common App

College Search

Financial Aid Resources

Welcome, Trisha!

Congratulations on taking this first step in the college application process!

Here are some tips to get you started:

- This tab is your Dashboard. After you add a college to your list, you will see your application progress here.
- All colleges will need you to answer the common questions under your [Common App](#) tab.
- To apply to a college, head over to the [College Search](#) tab.
- Once you have added a college, you can complete and submit your application in the [My Colleges](#) tab.

We are here to help you every step of the way! If you run into any questions or you need some help, check out our 24/7 [Applicant Solutions Center](#) or [contact us](#) at any time.

Instructions and Help



What are the hours for student chat?

You are able to chat with us Monday-Friday, 12pm-8pm Eastern Time* (excluding holidays) from October - [Read more](#)

How can I view a college's Writing Supplement, if they have one?

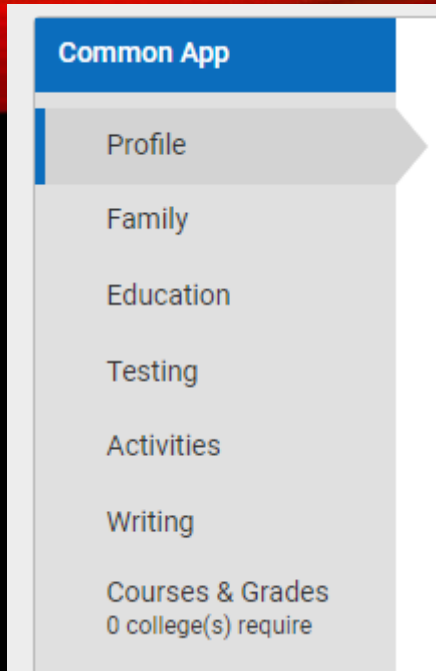
There are two ways you can access a college's Writing Supplement.

[Read more](#)

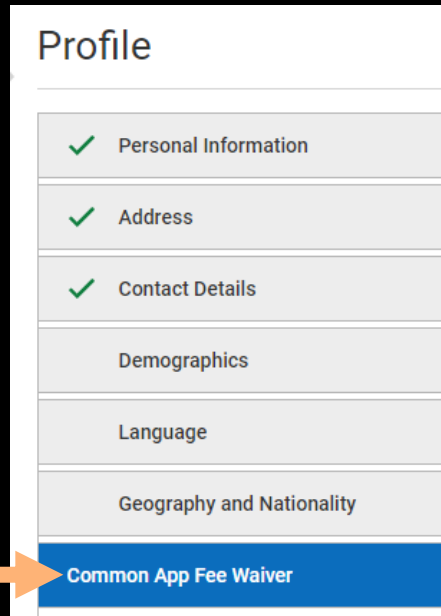
How many colleges can I add to my Dashboard?

The Common Application member colleges have stipulated that applicants may add up to 20 colleges. [Read more](#)

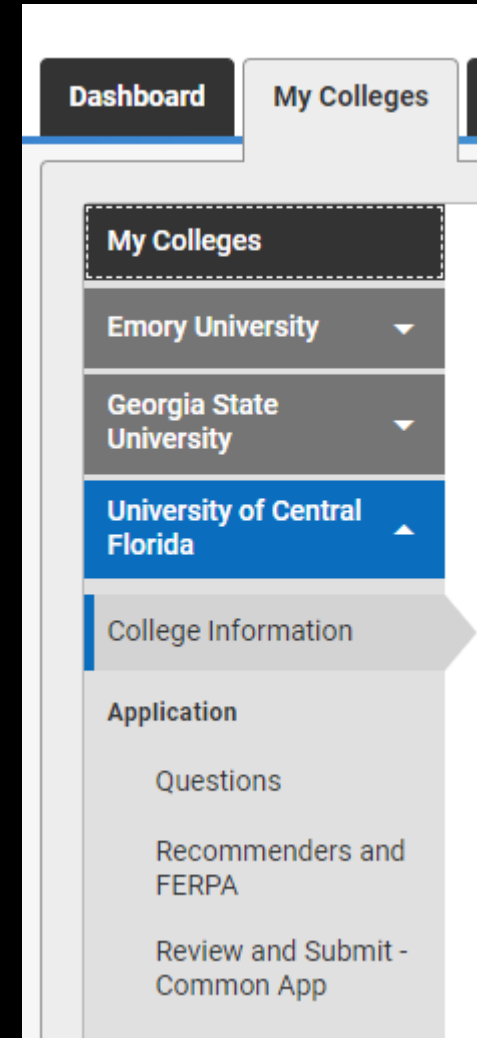
I already submitted, can I



- The Common App tab is the main application.
- Each category includes its own questions, and as each is completed you will earn a green check.





- Fee Waiver section is verified by your School Counselor.



- Recommenders and FERPA section is where you add your School Counselor, Recommenders and Advisors.
- It will require their full name and email to add them.
- You do this ONCE and it carries over to all colleges on your list, however, you will need to assign recommenders from your list to each school that requires them.

YOUR COUNSELOR INFORMATION

- You will need **YOUR counselor's contact information** for the Common App, SSAR and many other applications, including scholarships!
- Your counselor's information is located in the front of your **Senior Handbook**.
- **Class of 2025 School Counselor**
 - **Mr. Allen Thomas**
 -  athomas1@volusia.k12.fl.us
 -  (386) 258-4665, Ext. 54273

COMMON APPLICATION

Gather your materials:


1. **Transcript** – in the Education section you will enter your high-school grades and current classes. Some schools will also require you to self-report using the SSAR.
2. List of your activities, work and family responsibilities, including **community service**.
3. **Test scores** and dates from SAT/ACT. Be sure to check the testing policy of the colleges on your list, some schools are test optional and/or may require scores sent direct.
4. **Parent/Legal Guardian** information; occupation, employment status & education level.
5. Academic **Honors and Achievements** – the only place to show your passions and where you excel!

COMMON APP ESSAY PROMPTS

There are (7) prompts to choose from for the 2024-25 Common App (and many direct applications):

1. Some students have a **background, identity, interest, or talent** that is so meaningful they believe their application would be incomplete without it. If this sounds like you, then please share your story.
2. The lessons we take from obstacles we encounter can be fundamental to later success. **Recount a time when you faced a challenge, setback, or failure.** How did it affect you, and what did you learn from the experience?
3. Reflect on a time when you **questioned or challenged a belief or idea.** What prompted your thinking? What was the outcome?
4. Reflect on something that someone has done for you that has made you happy or thankful in a surprising way. **How has this gratitude affected or motivated you?**
5. Discuss an accomplishment, event, or realization that sparked a **period of personal growth and a new understanding** of yourself or others.
6. Describe a topic, idea, or concept you find **so engaging that it makes you lose all track of time.** Why does it captivate you? What or who do you turn to when you want to learn more?
7. Share an essay on **any topic of your choice.** It can be one you've already written, one that responds to a different prompt, or one of your own design.

THINGS TO CONSIDER



WHEN CONSIDERING A SCHOOL

- Do they have the **program(s)** you are interested in?
- What types and amounts of **scholarships & financial aid** do they offer?
- **How many** students attend (class size limits, housing limits, etc.)?
- **How far** is it from home?
- What type of **area** is it located in? Urban, country, big, small....
- Remember....you will potentially be **LIVING** at your chosen school.
- When in doubt....**ASK!**

THANK YOU

Thank you for attending BUC Family Night! Your feedback is welcomed and vital in helping us serve you better.

Please take a moment to complete the short survey, either by completing the **YELLOW** card or by scanning the **QR code** with your phone.

