


**Lockhart Independent School District
Plum Creek Elementary
2023-2024 Formative Review with Notes**

Accountability Rating: C





Mission Statement

Plum Creek Elementary, a community of diverse learners, is committed to being locked on excellence through the daily use of engaging, high quality instruction.

Vision

Leading with excellence and heart!

Value Statement

We face each day with positivity and make purposeful choices in order to think critically, communicate effectively, and build relationships. We show respect and hold each other accountable as we strive to achieve our goals, grow professionally, and ensure every student reaches 1.5 years growth in Reading and Math.

Table of Contents

Goals 5

 Goal 1: The students and staff in Lockhart ISD will be Locked on Excellence so that they achieve a relentless pursuit of results. 5

 Goal 2: The students and staff in Lockhart ISD will demonstrate a LockHEART for People as they build relational capacity with all stakeholders. 14

 Goal 3: The staff in Lockhart ISD will Unlock the Potential so that they develop and empower self and others. 21

Goals

Goal 1: The students and staff in Lockhart ISD will be Locked on Excellence so that they achieve a relentless pursuit of results.









Performance Objective 1: During the 2023-2024 school year, Plum Creek will increase our 1.5 years growth percentage in reading from 86% to 90% in grades K-5.

HB3 Goal

Evaluation Data Sources: Istation reports

Summative Evaluation: Exceeded Objective

Strategy 1 Details	Reviews
<p>Strategy 1: Whole Group Instruction: Teachers will provide focused Tier 1 instruction to students using TEKS Resource.</p> <p>Strategy's Expected Result/Impact: By the end of the school year, 90% of students will make 1.5 years progress based on September to May ISIP scores.</p> <p>Staff Responsible for Monitoring: Shared Leadership Team</p> <p>Monitoring Tools: Istation & LISD Walkthrough Form</p> <p>Title I: 2.4, 2.5, 2.6</p> <p>- TEA Priorities: Build a foundation of reading and math</p> <p>- ESF Levers: Lever 1: Strong School Leadership and Planning, Lever 4: High-Quality Instructional Materials and Assessments, Lever 5: Effective Instruction</p>	<div data-bbox="1297 683 1377 711">Nov</div> <div data-bbox="1283 716 1377 813"></div> <div data-bbox="1535 683 1902 711">November Evidence of Progress</div> <div data-bbox="1419 721 1997 781">Our November ISIP data showed 67% of students are on track to reach their 1.5 years growth in Reading.</div> <div data-bbox="1297 841 1377 868">Jan</div> <div data-bbox="1283 873 1377 971"></div> <div data-bbox="1535 841 1902 868">January Evidence of Progress</div> <div data-bbox="1419 878 1997 938">Our January ISIP data showed 79% of students are on track to reach their 1.5 years growth in Reading.</div> <div data-bbox="1297 998 1377 1026">Mar</div> <div data-bbox="1283 1031 1377 1128"></div> <div data-bbox="1535 998 1902 1026">March Evidence of Progress</div> <div data-bbox="1419 1036 1997 1096">Our March ISIP data showed 86% of students are on track to reach their 1.5 years growth in Reading.</div> <div data-bbox="1297 1156 1377 1183">June</div> <div data-bbox="1283 1188 1377 1286"></div> <div data-bbox="1535 1156 1902 1183">June Evidence of Progress</div> <div data-bbox="1419 1193 1997 1253">Our EOY ISIP data showed 94% of students are on track to reach their 1.5 years growth in Reading.</div>

Strategy 2 Details	Reviews
<p>Strategy 2: Differentiated Instruction and Flexible Grouping: Teachers will provide small group literacy instruction to students on a daily basis using phonics skill lessons (UFLI) and/or literacy library books.</p> <p>Strategy's Expected Result/Impact: By the end of the school year, 90% of Kindergarten students will be able to identify all uppercase/lowercase letters and their sounds. 90% of students will make 1.5 years progress based on September to May ISIP scores.</p> <p>Staff Responsible for Monitoring: Shared Leadership Team Monitoring Tools: Istation & LISD Walkthrough Form</p> <p>Title I: 2.4, 2.5, 2.6</p> <p>- TEA Priorities: Build a foundation of reading and math</p> <p>- ESF Levers: Lever 1: Strong School Leadership and Planning, Lever 5: Effective Instruction</p>	<p>Nov November Evidence of Progress  Our November ISIP data showed 67% of Kinder students can identify all uppercase/lowercase letters.</p> <p>Jan January Evidence of Progress  Our January ISIP data showed 64% of Kinder students can identify all uppercase/lowercase letters.</p> <p>Mar March Evidence of Progress  Our January ISIP data showed 74% of Kinder students can identify all uppercase/lowercase letters.</p> <p>June June Evidence of Progress  86% of our Kinder students can identify all uppercase/lowercase letters.</p>
Strategy 3 Details	Reviews
<p>Strategy 3: Teachers will meet biweekly in PLCs to discuss instructional strategies and student data focused on phonics and writing using a PDSA cycle.</p> <p>Strategy's Expected Result/Impact: Teachers will use data and authentic student work to analyze growth for each student.</p> <p>Staff Responsible for Monitoring: Shared Leadership Team Monitoring Tools: PDSA Template, PLC Agenda, Evidence of Learning, ISIP/CBA data & Lesson Plans</p> <p>Title I: 2.4, 2.5, 2.6</p> <p>- TEA Priorities: Build a foundation of reading and math</p> <p>- ESF Levers: Lever 1: Strong School Leadership and Planning, Lever 5: Effective Instruction</p>	<p>Nov November Evidence of Progress  100% of grade level teams are meeting biweekly to analyze phonics/writing data using the PDSA cycle format. There was a 7% growth from October to November using ISIP reading data.</p> <p>Jan January Evidence of Progress  100% of grade level teams are meeting biweekly to analyze phonics/writing data using the PDSA cycle format. There was a 4% growth from December to January using ISIP reading data.</p> <p>Mar March Evidence of Progress  100% of grade level teams are meeting biweekly to analyze phonics/writing data using the PDSA cycle format. There was a 5% growth from February to March using ISIP reading data.</p> <p>June June Evidence of Progress  100% of grade level teams are meeting biweekly to analyze phonics/writing data using the PDSA cycle format. There was a 8% growth from March to May using ISIP reading data.</p>

Strategy 4 Details

Strategy 4: The campus will implement the instructional framework model, Fundamental Five, which will set the expectation for core instructional practices in all classrooms during the reading block.

Strategy's Expected Result/Impact: The quality of Tier 1 instruction will improve and lead to more students making progress than compared to last year. By the end of the 23-24 school year, 80% of our teacher will be rated as proficient or higher in each category based on walk through data.

Staff Responsible for Monitoring: Shared Leadership Team
Monitoring Tool: LISD Walkthrough Form

Title I:

2.4, 2.6

- TEA Priorities:

Recruit, support, retain teachers and principals, Build a foundation of reading and math

- ESF Levers:

Lever 1: Strong School Leadership and Planning, Lever 5: Effective Instruction

Reviews

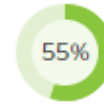
Nov



November Evidence of Progress

We have completed 218 walkthroughs as of November 10th. The breakdown for the walkthroughs in all categories include: LF - 88%; PZ - 97%; R&R - 68%; FSGPT - 54%; CW - 45%; SS - 50%; V - 85%; FG - 26%.

Jan



January Evidence of Progress

We have completed 331 walkthroughs as of January 31st. The breakdown for the walkthroughs in all categories include: LF - 87%; PZ - 97%; R&R - 71%; FSGPT - 51%; CW - 46%; SS - 46%; V - 87%; FG - 28%.

Mar



March Evidence of Progress









We have completed 482 walkthroughs as of March 31st. The breakdown for the walkthroughs in all categories include: LF - 87%; PZ - 97%; R&R - 77%; FSGPT - 53%; CW - 50%; SS - 57%; V - 87%; FG - 25%.









June



June Evidence of Progress

We completed 539 walkthroughs for the 23-24 school year. The breakdown for the walkthroughs in all categories include: LF - 87%; PZ - 98%; R&R - 77%; FSGPT - 54%; CW - 51%; SS - 57%; V - 88%; FG - 25%.

Strategy 5 Details	Reviews
<p>Strategy 5: Students will engage in goal setting and individual data tracking of accelerated reader word count.</p> <p>Strategy's Expected Result/Impact: Students and teachers will meet weekly on Wednesdays to discuss progress on goals. By monitoring progress weekly, 90% of students will reach 1.5 years growth in reading and math. Campus Word Count will meet a minimum of 160,000,000 words.</p> <p>Staff Responsible for Monitoring: Librarian (Lead), Classroom teacher</p> <p>Monitoring Tools: Classroom Scoreboards, Student WIGs (Wildly Important Goals), Ren Learning Reports & ISIP Data (Istation)</p> <p>Title I: 2.4, 2.5, 2.6</p> <p>- TEA Priorities: Build a foundation of reading and math</p> <p>- ESF Levers: Lever 1: Strong School Leadership and Planning, Lever 5: Effective Instruction</p>	<p>Nov November Evidence of Progress  As of November 10th, our students have read 45,159,548 words and we have 1 millionaire reader.</p> <p>Jan January Evidence of Progress  As of January 31st, our students have read 80,978,213 words and we have 9 millionaire readers.</p> <p>Mar March Evidence of Progress  As of March 31st, our students have read 109,900,540 words and we have 21 millionaire readers.</p> <p>June June Evidence of Progress  At the end of the school year, our students read 143,448,521 words and we had 40 millionaire readers.</p>
Strategy 6 Details	Reviews
<p>Strategy 6: Students will receive targeted phonics interventions during Lions Empower time by classroom teachers and teacher aides (4 times per week) to increase student success in reading. Students will receive Accelerated Instruction Time for 15 hours to meet HB1416 requirements.</p> <p>Strategy's Expected Result/Impact: Classroom teachers will meet every 6 weeks with the Lever Leader, Sped, Dyslexia, and Counselor to review student data and growth.</p> <p>Staff Responsible for Monitoring: Shared Leadership Team</p> <p>Monitoring Tools: Documentation folder, HB1416 Attendance Form</p> <p>Title I: 2.4, 2.5, 2.6</p> <p>- TEA Priorities: Build a foundation of reading and math</p> <p>- ESF Levers: Lever 1: Strong School Leadership and Planning, Lever 5: Effective Instruction</p> <p>- Additional Targeted Support Strategy</p>	<p>Nov November Evidence of Progress  Lions Empower started November 2nd. All students are receiving targeted phonics or comprehension instruction. No data progress is available at this time.</p> <p>Jan January Evidence of Progress  Lions Empower started November 2nd. All students are receiving targeted phonics or comprehension instruction. Students showed an 4% progress from December to January.</p> <p>Mar March Evidence of Progress  Lions Empower has continued for K-2. After benchmarks, our 3rd - 5th grade switched to focus on writing/STAAR Boot Camp. Students showed a 5% progress in reading from February to March.</p> <p>June June Evidence of Progress  Lions Empower continued for K-2 through the end of the school year. All required students completed HB1416 hours by the end of the school year. Students showed a 8% progress in reading from March to May.</p>





Strategy 7 Details	Reviews
<p>Strategy 7: Bilingual/ESL teachers will provide students weekly speaking opportunities to support student language growth.</p> <p>Strategy's Expected Result/Impact: Monitoring bilingual student data will allow teachers to ensure teachers are closing the gap in reading and math. Bilingual teachers will review progress on language standards (ELPS) and TELPAS proficiency. Atleast 50% of our emergent bilingual students will increase their overall TELPAS composite score.</p> <p>Staff Responsible for Monitoring: M. Hernandez & D. Fernandez, Bilingual/ESL Teachers, LPAC Coordinator - J. Corley</p> <p>Monitoring Tools: Summit K-12; Evidence of Learning/Calibration: Speaking/Writing Center</p> <p>Title I: 2.4, 2.5, 2.6</p> <p>- TEA Priorities: Build a foundation of reading and math</p> <p>- ESF Levers: Lever 1: Strong School Leadership and Planning, Lever 5: Effective Instruction</p>	<p>Nov November Evidence of Progress</p> <p> In grades 3-5, speaking opportunities are being provided atleast once a week to bilingual students during centers.</p> <p>Jan January Evidence of Progress</p> <p> In grades 3-5, speaking opportunities are being provided atleast once a week to bilingual students during centers. In addition, students are completing the Summit program according to district expectations.</p> <p>Mar March Evidence of Progress</p> <p> In grades 2-5, speaking opportunities are being provided atleast once a week to bilingual students during centers. In addition, students are completing the Summit program according to district expectations. All students completed their TELPAS testing in February per state requirements.</p> <p>June June Evidence of Progress</p> <p> In grades 2-5, speaking opportunities were provided atleast once a week to bilingual students during centers. Students completed the Summit program according to district expectations. 16 students received Advance High ratings and are eligible for exiting pending STAAR scores.</p>
<p style="text-align: center;">  No Progress  Accomplished  Continue/Modify  Discontinue </p>	









Goal 1: The students and staff in Lockhart ISD will be Locked on Excellence so that they achieve a relentless pursuit of results.

Performance Objective 2: During the 2023-2024 school year, Plum Creek will increase our 1.5 years growth percentage in math from 76% to 85% in grades 2-5.

Evaluation Data Sources: Dream Box & Ren Math reports

Summative Evaluation: Exceeded Objective

Strategy 1 Details	Reviews
<p>Strategy 1: Whole Group Instruction: Teachers will provide focused Tier 1 math instruction to students on a daily basis which includes using TEKS Resource.</p> <p>Strategy's Expected Result/Impact: By the end of the school year, 85% of students will make 1.5 years progress based on September to May Dream Box or Ren Math scores.</p> <p>Staff Responsible for Monitoring: Shared Leadership Team Monitoring Tools: Dream Box data, Ren Math data, & LISD Walkthrough Forms</p> <p>Title I: 2.4, 2.5, 2.6</p> <p>- TEA Priorities: Build a foundation of reading and math</p> <p>- ESF Levers: Lever 1: Strong School Leadership and Planning, Lever 4: High-Quality Instructional Materials and Assessments, Lever 5: Effective Instruction</p>	<p>Nov November Evidence of Progress  Our November Ren Math data showed 74% of students are on track to reach their 1.5 years growth in Math.</p> <p>Jan January Evidence of Progress  Our December Ren Math data showed 72% of students are on track to reach their 1.5 years growth in Math. Students didn't take Ren Math in January.</p> <p>Mar March Evidence of Progress  Our March Ren Math data showed 77% of students are on track to reach their 1.5 years growth in Math.</p> <p>June June Evidence of Progress  Our March Ren Math data showed 86% of students are on track to reach their 1.5 years growth in Math.</p>

Strategy 2 Details	Reviews
<p>Strategy 2: Flexible Grouping and Differentiation: Teachers will provide small group math instruction to students on a daily basis which includes using math manipulatives to build conceptual to abstract knowledge in math.</p> <p>Strategy's Expected Result/Impact: By the end of the school year, 85% of students will make 1.5 years progress based on October to May Dream Box or Ren Math scores.</p> <p>Staff Responsible for Monitoring: Shared Leadership Team</p> <p>Monitoring Tools: Dream Box data, Ren Math data, & LISD Walkthrough Forms</p> <p>Title I: 2.4, 2.5, 2.6</p> <p>- TEA Priorities: Build a foundation of reading and math</p> <p>- ESF Levers: Lever 1: Strong School Leadership and Planning, Lever 4: High-Quality Instructional Materials and Assessments, Lever 5: Effective Instruction</p>	<p>Nov November Evidence of Progress  88% of classroom teachers are providing small group math instruction on a daily basis.</p> <p>Jan January Evidence of Progress  84% of classroom teachers are providing small group math instruction on a daily basis.</p> <p>Mar March Evidence of Progress  84% of classroom teachers are providing small group math instruction on a daily basis.</p> <p>June June Evidence of Progress  86% of classroom teachers are providing small group math instruction on a daily basis.</p>
Strategy 3 Details	Reviews
<p>Strategy 3: Teachers will provide daily critical writing math activities in 1st - 5th that spiral TEKS.</p> <p>Strategy's Expected Result/Impact: Student understanding of math problems will increase due to writing their thinking process when analyzing and solving math problems.</p> <p>Staff Responsible for Monitoring: Shared Leadership Team</p> <p>Monitoring Tool: LISD Walkthrough Form</p> <p>Title I: 2.4, 2.5, 2.6</p> <p>- TEA Priorities: Build a foundation of reading and math</p> <p>- ESF Levers: Lever 1: Strong School Leadership and Planning, Lever 4: High-Quality Instructional Materials and Assessments, Lever 5: Effective Instruction</p>	<p>Nov November Evidence of Progress  100% of 1st - 5th grade classrooms are providing critical writing math activities that spiral TEKS during their centers.</p> <p>Jan January Evidence of Progress  100% of 1st - 5th grade classrooms are providing critical writing math activities that spiral TEKS during their centers.</p> <p>Mar March Evidence of Progress  100% of 1st - 5th grade classrooms are providing critical writing math activities that spiral TEKS during their centers. Our CW walkthrough percentage increase by 3% from February to March.</p> <p>June June Evidence of Progress  100% of 1st - 5th grade classrooms are providing critical writing math activities that spiral TEKS during their centers. Our CW walkthrough percentage increase by 4% from March to May.</p>

Strategy 4 Details

Strategy 4: Students will engage in goal setting and individual data tracking of Dream Box and/or Reflex.

Strategy's Expected Result/Impact: Students and teachers will meet weekly to discuss progress on WIGs. By monitoring progress weekly, 85% of students will reach 1.5 years growth in math.

Staff Responsible for Monitoring: Classroom teachers

Monitoring Tools: Classroom scoreboard, Student WIGs, Ren Math & Dream Box data

Title I:

2.4, 2.5, 2.6

- **TEA Priorities:**

Build a foundation of reading and math

- **ESF Levers:**

Lever 1: Strong School Leadership and Planning, Lever 4: High-Quality Instructional Materials and Assessments, Lever 5: Effective Instruction

Reviews

Nov



November Evidence of Progress

Our November Ren Math data showed 74% of students are on track to reach their 1.5 years growth in Math. All students have WIG portfolios that track their math data usage/growth.

Jan



January Evidence of Progress

Our December Ren Math data showed 72% of students are on track to reach their 1.5 years growth in Math. All students have WIG portfolios that track their math data usage/growth. Students didn't take Ren Math in January.

Mar



March Evidence of Progress









Our March Ren Math data showed 77% of students are on track to reach their 1.5 years growth in Math. All students have WIG portfolios that track their math data usage/growth.

June



June Evidence of Progress

Our EOY Ren Math data showed 86% of students are on track to reach their 1.5 years growth in Math. All students have WIG portfolios that track their math data usage/growth.

Strategy 5 Details	Reviews
<p>Strategy 5: The campus will implement the instructional framework model, Fundamental Five, which will set the expectation for core instructional practices in all classrooms during the math block.</p> <p>Strategy's Expected Result/Impact: The quality of tier one instruction will improve and lead to more students making progress than compared to last year. By the end of the 23-24 school year, 80% of our teacher will be rated as proficient or higher in each category based on walk through data.</p> <p>Staff Responsible for Monitoring: Shared Leadership Team Monitoring Tools: LISD Walkthrough Form</p> <p>Title I: 2.4, 2.5, 2.6</p> <p>- TEA Priorities: Build a foundation of reading and math</p> <p>- ESF Levers: Lever 1: Strong School Leadership and Planning, Lever 4: High-Quality Instructional Materials and Assessments, Lever 5: Effective Instruction</p>	<p>Nov November Evidence of Progress</p> <p> We have completed 218 walkthroughs as of November 10th. The breakdown for the walkthroughs in all categories include: LF - 88%; PZ - 97%; R&R - 68%; FSGPT - 54%; CW - 45%; SS - 50%; V - 85%; FG - 26%.</p> <p>Jan January Evidence of Progress</p> <p> We have completed 331 walkthroughs as of January 31st. The breakdown for the walkthroughs in all categories include: LF - 87%; PZ - 97%; R&R - 71%; FSGPT - 51%; CW - 46%; SS - 46%; V - 87%; FG - 28%.</p> <p>Mar March Evidence of Progress</p> <p> We have completed 482 walkthroughs as of March 31st. The breakdown for the walkthroughs in all categories include: LF - 87%; PZ - 97%; R&R - 77%; FSGPT - 53%; CW - 50%; SS - 57%; V - 87%; FG - 25%.</p> <p>June June Evidence of Progress</p> <p> We completed 539 walkthroughs for the 23-24 school year. The breakdown for the walkthroughs in all categories include: LF - 87%; PZ - 98%; R&R - 77%; FSGPT - 54%; CW - 51%; SS - 57%; V - 88%; FG - 25%.</p>
<p style="text-align: center;">  No Progress  Accomplished  Continue/Modify  Discontinue </p>	





Goal 2: The students and staff in Lockhart ISD will demonstrate a LockHEART for People as they build relational capacity with all stakeholders.

Performance Objective 1: Plum Creek will decrease the number of student discipline referrals by 10% by providing leadership opportunities that reflect Leader in Me - 7 Habits.

HB3 Goal

Evaluation Data Sources: Counselor - R. Castro (Lead) & Lighthouse Team
Monitoring Tools: Student Surveys; Discipline referrals; Positive Office Referrals

Summative Evaluation: Some progress made toward meeting Objective

Strategy 1 Details	Reviews
<p>Strategy 1: Students will be recognized monthly at LIM Assemblies and with Positive Office Referrals.</p> <p>Strategy's Expected Result/Impact: By recognizing students for positive behavior, this will decrease the number of discipline referrals.</p> <p>Staff Responsible for Monitoring: AP- J. Corley (Lead); Counselor - R. Castro; Lighthouse Team</p> <p>Monitoring Tools: LIM Nomination Google sheet</p> <p>ESF Levers: Lever 1: Strong School Leadership and Planning, Lever 3: Positive School Culture</p>	<p>Nov November Evidence of Progress</p> <p> From August - November, 71 students have been recognized during our monthly LIM assemblies or positive office referral.</p> <p>Jan January Evidence of Progress</p> <p> As of January 31st, 214 students have been recognized during our monthly LIM assemblies or positive office referral.</p> <p>Mar March Evidence of Progress</p> <p> As of March 31st, 308 students have been recognized during our monthly LIM assemblies or positive office referral.</p> <p>June June Evidence of Progress</p> <p> During the 23-24 school year, 452 students were recognized at our monthly LIM assemblies or positive office referral.</p>

Strategy 2 Details

Strategy 2: Students will be recognized monthly for meeting their 1.5 academic goals in reading & math.

Strategy's Expected Result/Impact: 90% of our students will reach 1.5 years growth in reading & 85% in math.

Staff Responsible for Monitoring: Academic Committee
Monitoring Tools: ISIP data, Ren Math data, & Dream Box data

Title I:

2.4, 2.5, 2.6

- TEA Priorities:

Build a foundation of reading and math

- ESF Levers:

Lever 1: Strong School Leadership and Planning, Lever 3: Positive School Culture, Lever 5: Effective Instruction

Reviews

Nov



November Evidence of Progress

Students are being recognized in their classroom with a certificate for meeting their 1.5 goal in reading and math. Our academic committee is working on a campus incentive to give to individual students starting in the spring. 1.5 certificates are being added to student WIG portfolios.

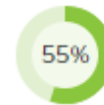
Jan



January Evidence of Progress

Students are being recognized in their classroom with a certificate for meeting their 1.5 goal in reading and math. 1.5 certificates are being added to student WIG portfolios.

Mar



March Evidence of Progress

Students are being recognized in their classroom with a certificate for meeting their 1.5 goal in reading and math. 1.5 certificates are being added to student WIG portfolios.

June



June Evidence of Progress

Students were recognized monthly in their classroom with a certificate for meeting their 1.5 goal in reading and math. 1.5 certificates are being added to student WIG portfolios

Strategy 3 Details

Strategy 3: Teachers will provide Leader in Me lessons weekly to students and counseling biweekly to classes to address social emotional needs of the students.

Strategy's Expected Result/Impact: Increase positive behavior and culture on campus.

Staff Responsible for Monitoring: Counselor - R. Castro (Lead) & Lighthouse Team
Monitoring Tools: LIM Student Survey

Title I:

2.4, 2.6

- ESF Levers:

Lever 1: Strong School Leadership and Planning, Lever 3: Positive School Culture

Reviews

Nov



November Evidence of Progress

LIM lessons are being done weekly on Fridays by classroom teachers. The counselor is providing biweekly counseling classes to all Kinder - 5th grade classes.

Jan



January Evidence of Progress

LIM lessons are being done weekly on Fridays by classroom teachers. Grade levels take turns leading our monthly LIM Assemblies. As of January 31st, our 3rd, 4th, and 5th grade students have all led an assembly. The counselor is providing biweekly counseling classes to all Kinder - 5th grade classes. Counselor and CIS are conducting lunch bunch groups during the spring semester.

Mar



March Evidence of Progress






LIM lessons are being done weekly on Fridays by classroom teachers. Grade levels take turns leading our monthly LIM Assemblies. As of March 31st, our 2nd - 5th grade students have all led an assembly. The counselor is providing biweekly counseling classes to all Kinder - 5th grade classes. Counselor and CIS are conducting lunch bunch groups during the spring semester.

June



June Evidence of Progress

LIM lessons are being done weekly on Fridays by classroom teachers. Grade levels take turns leading our monthly LIM Assemblies. 1st - 5th grade students all led an assembly during the 23/24 school year. The counselor is providing biweekly counseling classes to all Kinder - 5th grade classes. Counselor and CIS are conducting lunch bunch groups during the spring semester.

Strategy 4 Details	Reviews
<p>Strategy 4: Plum Creek will provide campus clubs during the school day once per month to improve campus culture and student self efficacy.</p> <p>Strategy's Expected Result/Impact: By building positive relationships between students and staff, the number of discipline referrals will decrease.</p> <p>Staff Responsible for Monitoring: Lighthouse Team(Lead), Shared Leadership Team</p> <p>Monitoring Tools: LIM Survey; Master schedule/dates</p> <p>Title I: 2.4</p> <p>- TEA Priorities: Recruit, support, retain teachers and principals</p> <p>- ESF Levers: Lever 1: Strong School Leadership and Planning, Lever 3: Positive School Culture</p>	<p>Nov November Evidence of Progress N/A Campus clubs will starting in January 2024.</p> <p>Jan January Evidence of Progress N/A We are still determining if clubs will happen this year. Our new projected date to start is after Spring Break for the last 9 weeks of school.</p> <p>Mar March Evidence of Progress N/A We decided not to have campus clubs within the school day for 23-24.</p> <p>June June Evidence of Progress  We did not have clubs for the 23/24 school year and are looking at other options for the 24/25 school year.</p>
<p style="text-align: center;">  No Progress  Accomplished  Continue/Modify  Discontinue </p>	





Goal 2: The students and staff in Lockhart ISD will demonstrate a LockHEART for People as they build relational capacity with all stakeholders.









Performance Objective 2: During the 2023-2024 school year, Plum Creek will increase our campus attendance rate from 93.9% to 95%.

HB3 Goal

Evaluation Data Sources: Attendance data

Summative Evaluation: Significant progress made toward meeting Objective

Strategy 1 Details	Reviews
<p>Strategy 1: Students will be recognized through individual, class, and campus wide incentives for exceptional attendance.</p> <p>Strategy's Expected Result/Impact: Students with higher attendance rates have more learning opportunities.</p> <p>Staff Responsible for Monitoring: AP - J. Corley (Lead); Academic Committee</p> <p>Monitoring Tool: Attendance reports</p> <p>Title I: 2.4, 2.5, 2.6</p> <p>- TEA Priorities: Build a foundation of reading and math</p> <p>- ESF Levers: Lever 1: Strong School Leadership and Planning, Lever 3: Positive School Culture</p>	<div data-bbox="1297 492 1377 626"> <p>Nov</p>  </div> <div data-bbox="1535 492 1906 521"> <p>November Evidence of Progress</p> </div> <div data-bbox="1415 529 2018 740"> <p>Our attendance percentage from August 16th - November 10th was 96.03%. Students with perfect attendance for the 1st - 9 weeks were awarded a dance (Atten"dance"). Classes with the best attendance are awarded weekly with trophies. The hallway with the best attendance monthly receives prizes.</p> </div> <div data-bbox="1297 764 1377 899"> <p>Jan</p>  </div> <div data-bbox="1545 764 1892 794"> <p>January Evidence of Progress</p> </div> <div data-bbox="1415 802 2007 951"> <p>Our attendance percentage from August 16th - January 31st was 94.96%. Classes with the best attendance are awarded weekly with trophies. The hallway with the best attendance monthly receives prizes.</p> </div> <div data-bbox="1297 976 1377 1110"> <p>Mar</p>  </div> <div data-bbox="1556 976 1881 1005"> <p>March Evidence of Progress</p> </div> <div data-bbox="1415 1013 1997 1162"> <p>Our attendance percentage from August 16th - March 29th was 94.99%. Classes with the best attendance are awarded weekly with trophies. We had a class Water Balloon Attendance Challenge in March.</p> </div> <div data-bbox="1297 1183 1377 1318"> <p>June</p>  </div> <div data-bbox="1566 1183 1871 1213"> <p>June Evidence of Progress</p> </div> <div data-bbox="1415 1221 2018 1341"> <p>Going into the last week of school, we were at 95.07%; however, in the last 5 days of school, we dropped to 94.95% for the 23-24 school year, being just a little short of our goal.</p> </div>

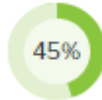

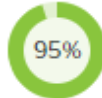





Strategy 2 Details	Reviews
<p>Strategy 2: Plum Creek will create and maintain parent partnerships by educating parents on the impact of attendance on learning.</p> <p>Strategy's Expected Result/Impact: Increasing parent knowledge on the effects of attendance will help improve student learning outcomes.</p> <p>Staff Responsible for Monitoring: J. Griebel (Lead); A. Gamboa; A. Matias</p> <p>Monitoring Tools: Attendance data; Parent Square communication; Phone Calls; Parent Meetings</p> <p>Title I: 2.4, 2.5, 2.6, 4.1, 4.2</p> <p>- TEA Priorities: Build a foundation of reading and math</p> <p>- ESF Levers: Lever 1: Strong School Leadership and Planning, Lever 3: Positive School Culture</p>	<p>Nov November Evidence of Progress</p> <p> Parents receive weekly communication through Parent Square regarding the importance of attendance as well as flyers with information on the impact of academics with good attendance.</p> <p>Jan January Evidence of Progress</p> <p> Parents receive weekly communication through Parent Square regarding the importance of attendance as well as flyers with information on the impact of academics with good attendance. A parent meeting is scheduled for February 2024.</p> <p>Mar March Evidence of Progress</p> <p> Parents receive weekly communication through Parent Square regarding the importance of attendance as well as flyers with information on the impact of academics with good attendance. A parent meeting was held in February and a parent forum is scheduled for April.</p> <p>June June Evidence of Progress</p> <p> Parents receive weekly communication through Parent Square regarding the importance of attendance as well as flyers with information on the impact of academics with good attendance. We had 4 parent meetings and 1 parent forum this year. Every parent attended at least 1 event during the school year.</p>
<p style="text-align: center;">  No Progress  Accomplished  Continue/Modify  Discontinue </p>	

Goal 2: The students and staff in Lockhart ISD will demonstrate a LockHEART for People as they build relational capacity with all stakeholders.

Performance Objective 3: Plum Creek will provide 10 opportunities for parents to be involved in the school community.

Evaluation Data Sources: Cultural Committee; G. Osuna (Lead)
Monitoring Tools: Parent Engagement Survey; Sign in sheets for participation

Summative Evaluation: Exceeded Objective





Strategy 1 Details	Reviews
<p>Strategy 1: Plum Creek will provide student performances and learning opportunities for families to attend (Musicals, Art Show, Tech Time, ESL, Camp Out with a Good Book, etc...).</p> <p>Strategy's Expected Result/Impact: 90% of Plum Creek families will participate in atleast 1 school function during the 23-24 school year.</p> <p>Staff Responsible for Monitoring: Cultural Committee; G. Osuna (Lead) Monitoring Tools: Parent Survey; Sign-in sheets</p> <p>Title I: 4.1, 4.2 - ESF Levers: Lever 3: Positive School Culture</p>	<p>Nov November Evidence of Progress  As of November 10th, we have provided 6 opportunities to engage with parents.</p> <p>Jan January Evidence of Progress  As of January 31st, we have provided 8 opportunities to engage with parents.</p> <p>Mar March Evidence of Progress  As of March 31st, we have provided 10 opportunities to engage with parents.</p> <p>June June Evidence of Progress  During the 23-24 school year, we provided 14 opportunities to engage with parents. Every parent attended atleast 1 event during the 23/24 school year.</p>
<p style="text-align: center;">  No Progress  Accomplished  Continue/Modify  Discontinue </p>	









Goal 3: The staff in Lockhart ISD will Unlock the Potential so that they develop and empower self and others.


Performance Objective 1: Plum Creek will increase the staff retention rate from 80% to 90% by providing instructional support and leadership opportunities for all staff.

Evaluation Data Sources: Employee Engagement Survey, LISD Walkthrough Data, T-TESS Data


Summative Evaluation: Significant progress made toward meeting Objective

Strategy 1 Details	Reviews
<p>Strategy 1: Teachers will receive a minimum of two coaching cycles and one T-TESS evaluation to support teacher instructional growth.</p> <p>Strategy's Expected Result/Impact: 80% of teachers will score proficient or above in all Fundamental 5 categories.</p> <p>Staff Responsible for Monitoring: Instructional Leadership Team Monitoring Tools: LISD Walkthrough Form, Eduphoria Strive</p> <p>TEA Priorities: Recruit, support, retain teachers and principals - ESF Levers: Lever 1: Strong School Leadership and Planning</p>	<p>Nov  November Evidence of Progress As of November 10th, 88% of teachers received at least one 1:1 coaching cycle.</p> <p>Jan  January Evidence of Progress As of January 31st, 100% of teachers received at least one 1:1 coaching cycle.</p> <p>Mar  March Evidence of Progress As of March 31st, 100% of teachers received at least two 1:1 coaching cycle.</p> <p>June  June Evidence of Progress All teachers received at least two 1:1 coaching cycles during the 23/24 school year.</p>

Strategy 2 Details	Reviews
<p>Strategy 2: New to Profession Teachers will receive instructional support throughout the year by district staff and mentors.</p> <p>Strategy's Expected Result/Impact: 100% of new to profession teachers will increase Fundamental 5 scores to proficient or higher. Increase new to profession staff retention rate to >90%.</p> <p>Staff Responsible for Monitoring: K. Emadi (Lead) & Mentors Monitoring Tools: LISD Walkthrough Form & Teacher Retention Data</p> <p>TEA Priorities: Recruit, support, retain teachers and principals - ESF Levers: Lever 1: Strong School Leadership and Planning, Lever 2: Strategic Staffing, Lever 3: Positive School Culture</p>	<p>Nov November Evidence of Progress  Our 2 new to profession teachers have attended all required district professional development and are receiving coaching by their mentors.</p> <p>Jan January Evidence of Progress  Our 2 new to profession teachers have attended all required district professional development and are receiving coaching by their mentors. In January, we hired 2 student teachers as teachers on the campus and they are both attending all required district professional development as well.</p> <p>Mar March Evidence of Progress  Our 4 new to profession teachers have attended all required district professional development and are receiving coaching by their mentors.</p> <p>June June Evidence of Progress  Our 4 new to profession teachers attended all required district professional development and are receiving coaching by their mentors.</p>
Strategy 3 Details	Reviews
<p>Strategy 3: Teachers will be recognized weekly for demonstrating LISD Values and/or Leader in Me Habits.</p> <p>Strategy's Expected Result/Impact: Staff retention rate will be >90%.</p> <p>Staff Responsible for Monitoring: J. Griebel - Principal & J. Corley - AP (Leads) Monitoring Tools: Newsletters, Teacher Retention Data, Employee Engagement Survey</p> <p>TEA Priorities: Recruit, support, retain teachers and principals - ESF Levers: Lever 1: Strong School Leadership and Planning, Lever 2: Strategic Staffing, Lever 3: Positive School Culture</p>	<p>Nov November Evidence of Progress  As of November 10th, 18 staff members have been recognized in the weekly staff newsletter.</p> <p>Jan January Evidence of Progress  As of January 31st, 25 staff members have been recognized in the weekly staff newsletter.</p> <p>Mar March Evidence of Progress  As of March 31st, 35 staff members have been recognized in the weekly staff newsletter.</p> <p>June June Evidence of Progress  During the 23/24 school year, 42 staff members were recognized in the weekly staff newsletter.</p>

 No Progress

 Accomplished

 Continue/Modify






 Discontinue

Goal 3: The staff in Lockhart ISD will Unlock the Potential so that they develop and empower self and others.

Performance Objective 2: All K-5 students will conduct a student led conference during the 23-24 school year.

Evaluation Data Sources: Student Portfolios; Parent Conference Sign-in Sheets

Summative Evaluation: Met Objective

Strategy 1 Details	Reviews	
<p>Strategy 1: 100% of students will monitor their WIGs (Wildly Important Goals) monthly and conduct a student led conference during the spring semester.</p> <p>Strategy's Expected Result/Impact: Student agency will increase and positively impact student achievement.</p> <p>Staff Responsible for Monitoring: Classroom teachers (Lead) Monitoring Tools: Conference Sign-in Sheets; Individual student trackers</p> <p>Title I: 2.4, 2.5, 2.6 - TEA Priorities: Connect high school to career and college - ESF Levers: Lever 1: Strong School Leadership and Planning, Lever 3: Positive School Culture</p>	<p>Nov N/A</p> <p>Jan N/A</p> <p>Mar N/A</p> <p>June </p>	<p>November Evidence of Progress Student led conferences will be conducted in April/May 2024.</p> <p>January Evidence of Progress Student led conferences will be conducted in April/May 2024.</p> <p>March Evidence of Progress Student led conferences will be conducted in May 2024.</p> <p>June Evidence of Progress Student led conferences were conducted with parents on May 7th & 15th.</p>
<p style="text-align: center;">  No Progress  Accomplished  Continue/Modify  Discontinue </p>		