

HR Activity

August 29, 2024



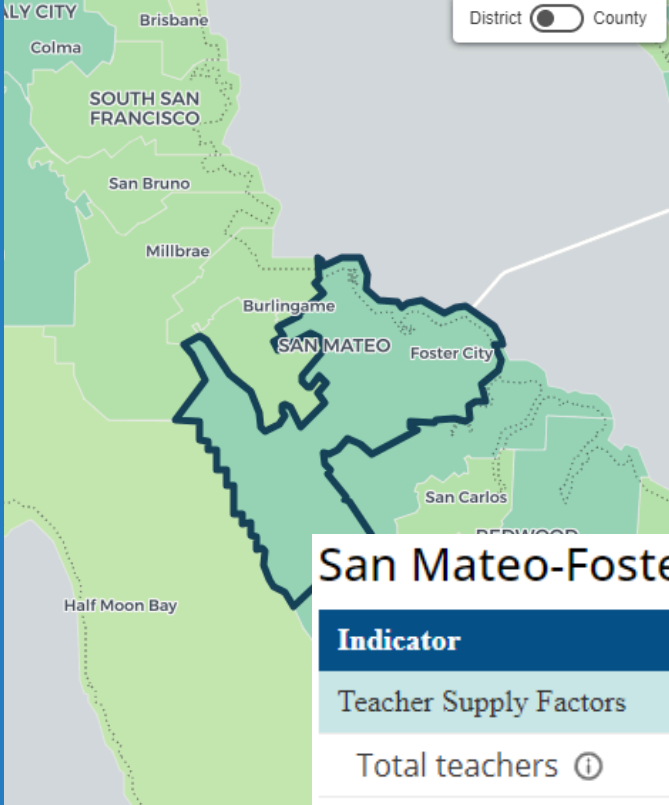
SAN MATEO-FOSTER CITY
SCHOOL DISTRICT



% new hires with substandard credentials



District County



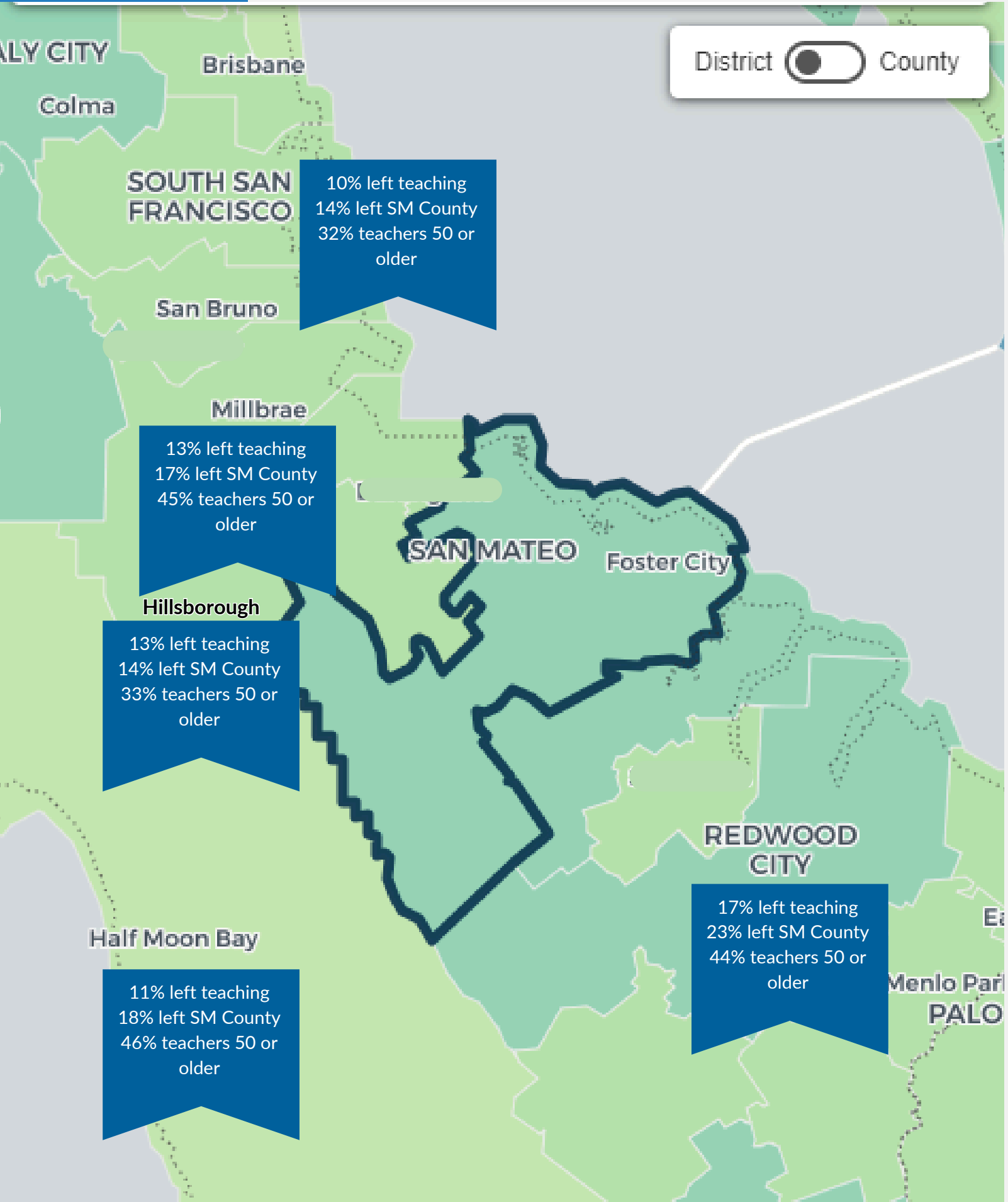
TEACHER AND STAFF SENIORITY

San Mateo-Foster City, San Mateo County

[Clear Selection](#)

Indicator	District	County	State
Teacher Supply Factors			
Total teachers ⓘ	573	5,089	306,261
% teachers who are new hires ⓘ	11%	13%	10%
% new hires with substandard credentials ⓘ	36%	29%	34%
% beginning teachers ⓘ	9%	13%	12%
% teachers of color ⓘ	26%	24%	34%
Re-entrants: % leavers who re-enter ⓘ	10%	7%	12%
Teacher Demand Factors			
Attrition: % left public school teaching in California ⓘ	11%	11%	9%
Turnover: % left public school teaching in district/county ⓘ	16%	14%	12%
Student enrollment ⓘ	11,837	95,155	6,220,413
Enrollment change (2016-17 to 2017-18) ⓘ	-1%	0%	0%
Projected enrollment growth (2017-18 to 2027-28) ⓘ	<u>N/A</u>	-6%	-4%
Projected teacher hires (2018-19) ⓘ	58	537	20,918
Teachers needed to reduce student-teacher ratio to pre-recession levels ⓘ	65	64	4,126
% teachers 50 and older ⓘ	38%	37%	40%

Countywide Data



SM COUNTY SALARY COMPARSION

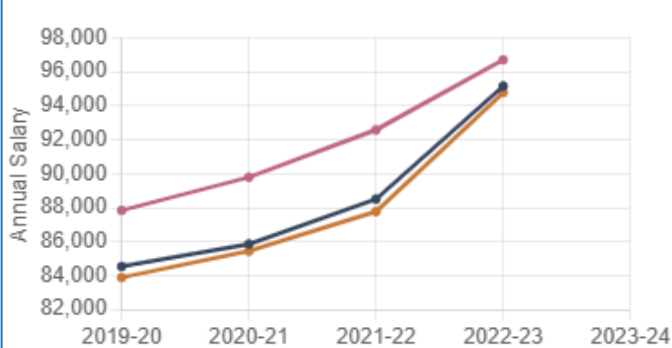
Teacher Salary

Teacher Salaries

San Mateo-Foster City

CDS Code 41-69039-0000000

View by Average, Lowest, Highest, BA + 60



■ Avg All Districts
 ■ Avg Elementary School District
 ■ Avg This District

View Table Data

	2019-20	2020-21	2021-22	2022-23	2023-24
Avg All Districts	84,531	85,856	88,508	95,160	N/A
Avg Elementary School District	83,881	85,435	87,770	94,781	N/A
Avg This District	87,838	89,792	92,584	96,707	N/A

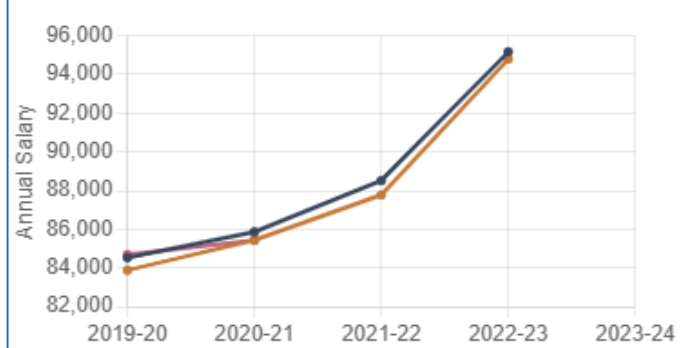
Teacher Salary

Teacher Salaries

Burlingame Elementary

CDS Code 41-68882-0000000

View by Average, Lowest, Highest, BA + 60

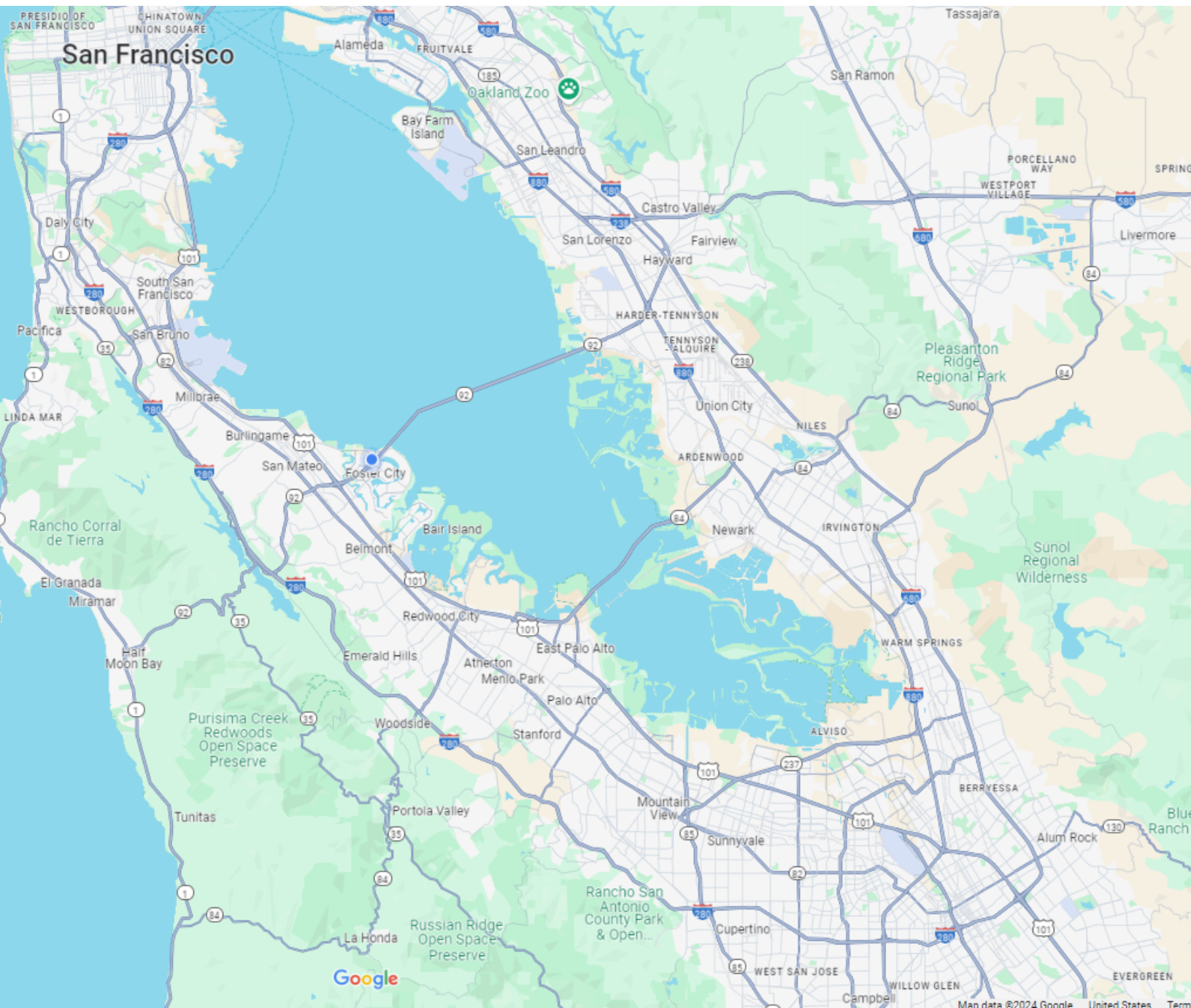


■ Avg All Districts
 ■ Avg Elementary School District
 ■ Avg This District

View Table Data

	2019-20	2020-21	2021-22	2022-23	2023-24
Avg All Districts	84,531	85,856	88,508	95,160	N/A
Avg Elementary School District	83,881	85,435	87,770	94,781	N/A
Avg This District	84,691	85,423	N/A	N/A	N/A

WHERE DO OUR FOLKS RESIDE?



SAN MATEO-FOSTER CITY
SCHOOL DISTRICT



ALAMEDA		MOSS BEACH		BELMONT	
CAMARILLO		MOUNTAIN VIEW		BRISBANE	
CAMERON PARK		OAKLAND		BURLINGAME	
CERRITOS		PACIFICA		FOSTER CITY	
DALY CITY		PALO ALTO		MILLBRAE	
DANVILLE		SACRAMENTO		REDWOOD CITY	
DINUBA		SAN FRANCISCO		S SAN FRAN	
EL CERRITO		SAN JOSE		SAN BRUNO	
EL GRANADA		SAN LEANDRO		SAN CARLOS	
FOUNTAIN VLY		SAN LORENZO		SAN MATEO	
FREMONT		SAN RAMON			
HALF MOON BAY		SANTA CLARA			
HAYWARD		SONOMA			
LOS ALTOS		SUNNYVALE			
LOS GATOS		UNION CITY			
MARTINEZ		WALNUT CREEK			
		WATSONVILLE			

1994	2
1995	1
1996	8
1997	7
1998	3
1999	3
2000	6
2001	15
2002	6
2003	5
2004	9
2005	14
2006	16
2007	24
2008	13
2009	7
2010	7
2011	7
2012	14

2013	18
2014	21
2015	28
2016	23
2017	10
2018	21
2019	29
2020	34
2021	37
2022	58
2023	57
2024	53