

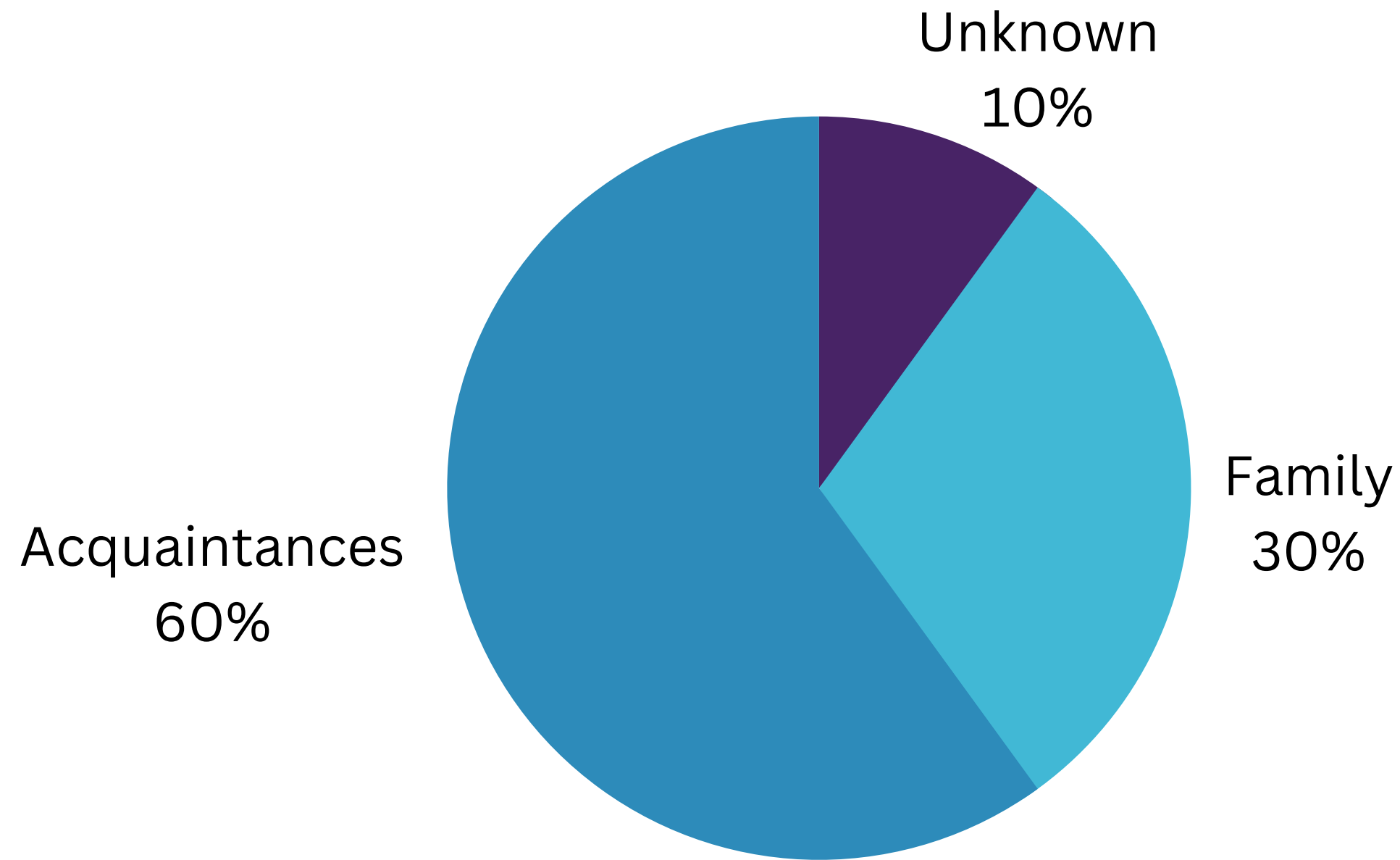


Indiana Center for
PREVENTION
of Youth Abuse & Suicide


Megan Banet, MA
Director of Programs



Child Sexual Abuse



70% of youth are sexually abused
by another minor



Indiana Center for
PREVENTION
of Youth Abuse & Suicide

Digital Safety

- Engaging in sexual conversation with a child
- Asking a child for sexually explicit images or sharing those with a child
- Purpose is exploit or abuse a child
- Happening to kids as young as 9 years of age.

www.indianaprevention.org

104

Reports of online
enticement

EVERY DAY



Indiana Center for
PREVENTION
of Youth Abuse & Suicide



Indiana Center for
PREVENTION
of Youth Abuse & Suicide

- Single session
- 30 minutes for kindergarten
- 45 minutes for all other grades
- Interactive
 - HSE Middle & High Schools use a video.
 - Teachers are provided with resources to use following the video
- Videos and scenarios to reinforce important concepts
 - Middle and High Schools use real life scenarios



Child Lures[®] Prevention
Think First & Stay Safe![™]



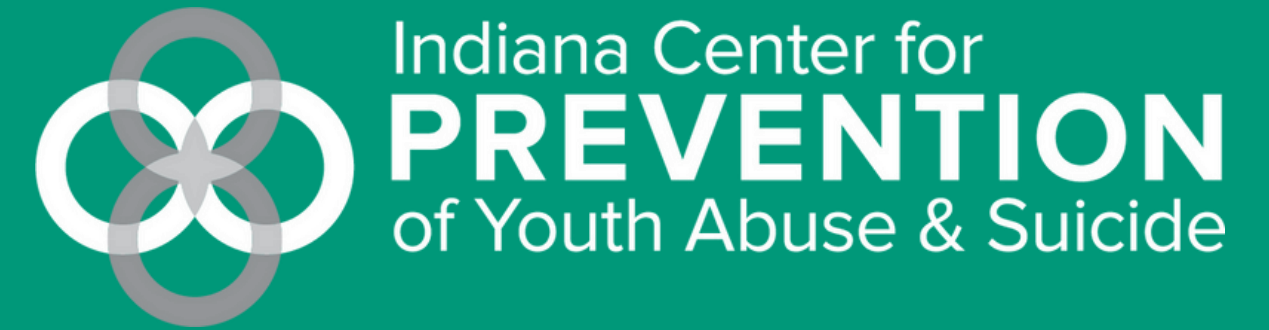
Tell a Trusted Adult from the National Center for Missing and Exploited Children (www.missingkids.org)
[https://youtu.be/YSZ22sx-- 4?si=b9WdQnHdoG1hpOlm](https://youtu.be/YSZ22sx--4?si=b9WdQnHdoG1hpOlm)



Secrets from Barbara Sinatra Child Advocacy Center (www.fightchildabuse.org)
<https://youtu.be/uAD17zMgjHc>

Key Program Aspects - Elementary

- Adults are responsible for a child's safety
- This is “just in case” information
- Most people are safe
- Aspects of a health relationship
- If someone shows a child unsafe behavior
 - Say, “No” or “Stop”
 - Get to a safe place (where there are adults who keep you safe or where people can see you)
 - Tell a Trusted Adult
- Body Safety Rules (Elementary)
 - “Abuse” introduced in kindergarten
 - “Sexual Abuse” introduced in 4th grade
- Common Lures used by predators (3rd grade and up)




**OUR GOAL IS TO
EDUCATE AND
EMPOWER
YOUTH, NOT
SCARE THEM!**

Children who do not know proper names for body parts are more vulnerable.

- Potential predators often use this to determine if a child has received abuse prevention education.
- More easily tricked into thinking abuse is a game or normal.
- Reinforces shame and secrecy which abusers use to keep a child silent.
- Makes disclosure and holding offenders accountable more difficult.

Naming Body Parts K-2nd Grade Only



Indiana Center for
PREVENTION
of Youth Abuse & Suicide

Middle and High School

- Healthy relationships
- Trust your instincts
- Grooming
- Personal Boundaries
- Consent
- Sexting
- Sextortion

- Common Lures used by predators
- Real life case examples
- Resources
 - Supportive Adults
 - 988
 - Take It Down
 - Love Is Respect
 - RAINN





Consent for Kids

<https://youtu.be/AArIv-tvxWE>



The Story of H.M from the National Center for Missing and Exploited Children (www.missingkids.org)

<https://vimeo.com/717550746>

What we do NOT cover

Anything pertaining to the act of sex

Human Development

Gender identity

Sexual orientation

Suicide

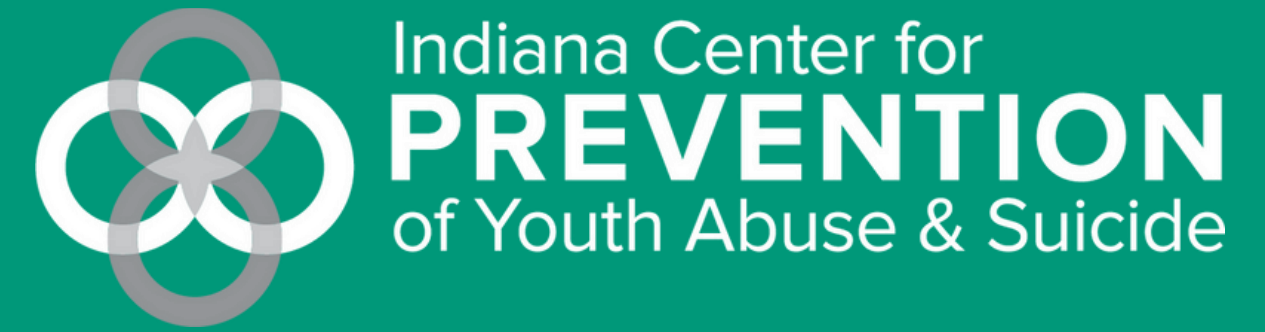


Indiana Center for
PREVENTION
of Youth Abuse & Suicide

www.indianaprevention.org

Sign up for a FREE Stewards of
Children training at
www.indianaprevention.org/training

- My Body! What I Say Goes! by Jayneen Sanders
- My Body is Special and Private by Adrienne Simeone
- Only for Me by Michelle Derrig
- Private Parts are Private by Jayneen Sanders
- Where Hands Go by Krystaelynn Sanders Diggs
- No More Kisses for Bernard! by Niki Daly
- Don't Hug Doug (He Doesn't Like It) by Carrie Finison

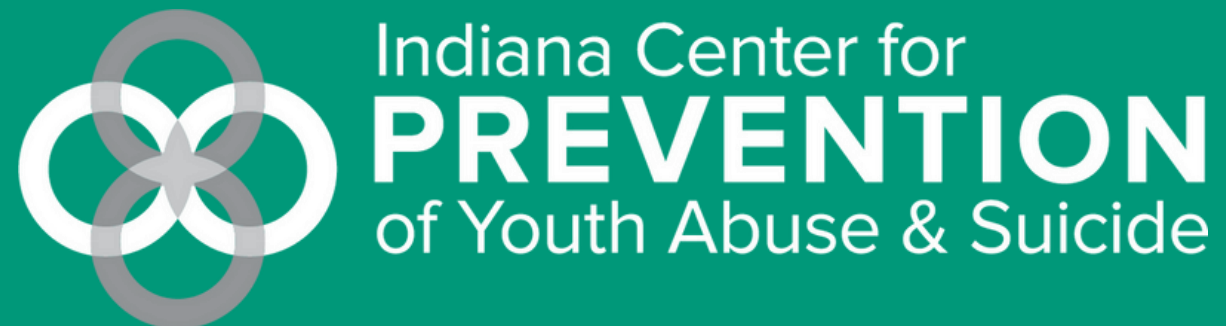


Caregivers are
the primary
source of
information for
their kids!



Middle and High School

- Talk about relationships
- Use teachable moments
 - Books
 - Movies or TV Shows
 - News Articles
- Create a safety plan
 - Digital
 - In-person




Find conversation starters at Thorn for Parents
parents.thorn.org

◦ Minimize opportunity

- Ask organizations about policies
- Have an open-door policy in your home
- Randomly check in

◦ Talk about it

- Go beyond stranger danger
- Play the “What If” game
- Establish and review safety rules
- Frequent check-ins



Indiana Center for
PREVENTION
of Youth Abuse & Suicide


**Sign up for a FREE
Stewards of Children
training**

indianaprevention.org/training

Digital Safety Tips

- Set-up parental controls
- Device bedtime
- No-screen zones
- Be curious! Ask your child about their online activities.
- Talk about digital safety issues.

—— Sign up for NetSmartz Internet Safety for Adults ——



Indiana Center for
PREVENTION
of Youth Abuse & Suicide





Indiana Center for
PREVENTION
of Youth Abuse & Suicide

If your child discloses something...

- Remain calm
- Listen more than you talk
- Listen without judgement or shame
- Thank them for coming to you
- Reassure them they are not to blame
- Answer questions honestly
- Take action

www.indianaprevention.org

Be a Trusted Adult!





Indiana Center for
PREVENTION
of Youth Abuse & Suicide

RESOURCES

- Indiana Child Abuse Hotline 1-800-800-5556
- National Center for Missing and Exploited Children
 - www.missingkids.org
 - CyberTipline
 - CyberTipline.org or
 - 1-800-THE-LOST
 - Take It Down
 - takeitdown.ncmec.org
- National Crisis Line 988
- EarlyOpenOften.org
- D2L.org
- StopItNow.org

Sign up for Stewards of Children!

www.indianaprevention.org

Thank You!



Megan Banet, MA

Director of Programs

**Indiana Center for Prevention
of Youth Abuse and Suicide**

Contact Us



+317 759 8008



megan@indianaprevention.org



www.indianaprevention.org



4607 E. 106th st, Carmel IN