

Holland Central School District

2022-2023 Budget Disclosure

Public Hearing
May 9, 2022
6:30 p.m.
Holland Community Center
3 Legion Dr, Holland, NY 14080

Budget Vote
May 17, 2022
7 a.m.- 8 p.m.
Holland Community Center
3 Legion Dr, Holland, NY 14080

PROPOSITION NO. 1 - 2022-2023 BUDGET

RESOLVED, that the budget for the Holland Central School District for the fiscal year commencing July 1, 2022 and ending June 30, 2023, as presented by the Board of Education in the amount of \$21,506,806, be hereby approved and adopted, and the required funds therefor are hereby appropriated and the necessary real property taxes required shall be raised by a tax on the taxable property in the District to be levied and collected as required by law.

BE IT FURTHER RESOLVED, that the sum of \$8,172,386 being the total maximum estimated cost, or so much thereof as may be necessary, shall be raised by the levy of a tax upon the taxable property in the district and collected in annual installments as provided by section 416 of the education law; and in anticipation of such tax, obligations of the district shall be issued.

PROPOSITION NO. 2 - PURCHASE AND FINANCING OF SCHOOL BUSES AND A BOX TRUCK

RESOLVED, that the Board of Education of the Holland Central School District (the "District") is hereby authorized to purchase (i) school buses (and related equipment) for use in the transportation program of the District, at an estimated maximum aggregate cost of \$263,321 (with such estimated maximum aggregate cost already reflecting the value of any trade-ins) and (ii) a box truck (and related equipment) for use in the buildings and grounds/maintenance program of the District, at an estimated maximum cost of \$42,000, and to expend for all such items an aggregate sum not to exceed \$305,321; and be it further

RESOLVED, that the sum of \$305,321, plus an amount for interest thereon, shall be funded by the levy of a tax upon the taxable property of the District and collected in annual installments as provided by Section 416 of the Education Law; and be it further

RESOLVED, that in anticipation of such tax, bonds or other obligations (including, without limitation, obligations arising under leases, lease/purchase contracts or installment purchase contracts having a term of not more than five years) of the District shall be issued or entered into in accordance with applicable provisions of New York State law; and be it further

RESOLVED, that New York State Transportation Aid funds expected to be received by the District are anticipated to offset a substantial part of such costs, and such funds, to the extent received, shall be applied to offset and reduce the amount of taxes herein authorized to be levied.

Voter and Absentee Ballot Information

Qualifications for Voters

To be eligible to vote, you must be a U.S. citizen, at least 18 years of age, and a resident of the district for at least 30 days prior to the date of the vote.

Absentee Ballots

Absentee ballots will be mailed to voters in the district who request one. You may request an absentee ballot by emailing the district clerk at lcacchiola@holland.org or by calling 716-537-8212 by May 10, 2022. Completed absentee ballots must be received by the District Clerk no later than 5 p.m. prevailing time on the date of the election.

Holland Dutchmen- 2022 Budget Newsletter

HOLLAND CSD

Budget Component Analysis Report

Account	Account Description	Component	Proposed	Adopted	Dollar
			2023-2022	2021-2022	
			Budget	Budget	Difference
A 1010.160-00-0000	NONINSTRUCTIONAL SALARIES	Administrative	2,500.00	5,000.00	-2,500.00
A 1010.400-00-4000	GENERAL CONTRACTS	Administrative	12,763.00	10,000.00	2,763.00
A 1010.400-00-4001	CONFERENCES	Administrative	10,000.00	15,000.00	-5,000.00
A 1010.450-00-0000	MATERIALS AND SUPPLIES	Administrative	500.00	500.00	0.00
A 1060.160-00-0000	NONINSTRUCTIONAL SALARIES	Administrative	4,500.00	0.00	4,500.00
A 1060.400-00-4000	GENERAL CONTRACTS	Administrative	489.00	800.00	-311.00
A 1060.450-00-0000	MATERIALS AND SUPPLIES	Administrative	300.00	250.00	50.00
A 1240.150-00-0000	INSTRUCTIONAL SALARIES	Administrative	156,943.00	174,120.00	-17,177.00
A 1240.160-00-1012	MANAGERIAL ASSISTANT	Administrative	63,395.75	62,322.07	1,073.68
A 1240.400-00-4000	GENERAL CONTRACTS	Administrative	5,000.00	10,000.00	-5,000.00
A 1240.400-00-4001	CONFERENCES	Administrative	4,000.00	5,000.00	-1,000.00
A 1240.400-00-4002	MILEAGE	Administrative	500.00	500.00	0.00
A 1240.450-00-0000	MATERIALS AND SUPPLIES	Administrative	2,500.00	2,500.00	0.00
A 1310.150-00-0000	INSTRUCTIONAL SALARIES	Administrative	117,410.00	103,961.54	13,448.46
A 1310.400-00-4000	GENERAL CONTRACTS	Administrative	10,000.00	10,000.00	0.00
A 1310.400-00-4001	CONFERENCES	Administrative	3,500.00	3,500.00	0.00
A 1310.400-00-4002	MILEAGE	Administrative	500.00	500.00	0.00
A 1310.400-00-4006	LEGAL NOTICES	Administrative	1,000.00	1,500.00	-500.00
A 1310.450-00-0000	MATERIALS AND SUPPLIES	Administrative	700.00	600.00	100.00
A 1320.160-00-0000	NONINSTRUCTIONAL SALARIES	Administrative	2,500.00	2,500.00	0.00
A 1320.400-00-4000	GENERAL CONTRACTS	Administrative	31,750.00	20,000.00	11,750.00
A 1320.400-00-4004	INDEPENDENT AUDITOR	Administrative	6,500.00	5,000.00	1,500.00
A 1325.160-00-0000	NONINSTRUCTIONAL SALARIES	Administrative	26,133.96	21,748.50	4,385.46
A 1325.400-00-4001	CONFERENCES	Administrative	1,250.00	1,000.00	250.00
A 1325.400-00-4002	MILEAGE	Administrative	500.00	500.00	0.00
A 1325.400-00-4005	BONDING	Administrative	1,400.00	1,375.00	25.00
A 1325.490-00-0000	BOCES CBO	Administrative	50,116.00	44,349.00	5,767.00
A 1330.400-00-4000	GENERAL CONTRACTS	Administrative	10,000.00	10,000.00	0.00
A 1330.400-00-4005	BONDING	Administrative	1,400.00	1,375.00	25.00
A 1330.450-00-0000	MATERIALS AND SUPPLIES	Administrative	300.00	700.00	-400.00
A 1345.160-00-0000	NONINSTRUCTIONAL SALARIES	Administrative	38,071.00	37,128.00	943.00
A 1345.490-00-0000	BOCES SERVICES	Administrative	2,110.00	2,060.00	50.00
A 1380.400-00-0000	FISCAL AGENT FEES	Administrative	5,000.00	7,500.00	-2,500.00
A 1420.400-00-4000	GENERAL CONTRACTS	Administrative	90,000.00	90,000.00	0.00
A 1430.400-00-4000	GENERAL CONTRACTS	Administrative	5,500.00	5,500.00	0.00
A 1430.400-00-4007	Labor Relations	Administrative	4,000.00	8,100.00	-4,100.00
A 1430.450-00-0000	MATERIALS AND SUPPLIES	Administrative	200.00	600.00	-400.00
A 1430.490-00-0000	BOCES SERVICES	Administrative	18,346.00	21,390.00	-3,044.00
A 1480.160-00-0000	PUBLIC RELATIONS NONINSTRUCTIONAL	Administrative	23,000.00	0.00	23,000.00
A 1620.160-00-1000	CUSTODIAL	Capital	501,300.83	511,132.00	-9,831.17
A 1620.160-00-1009	SUPERVISOR	Capital	81,959.00	72,100.00	9,859.00
A 1620.400-00-1501	ELECTRICITY	Capital	236,431.70	148,227.00	88,204.70
A 1620.400-00-1502	GAS	Capital	155,287.60	97,929.00	57,358.60

Holland Dutchmen- 2022 Budget Newsletter

A 1620.400-00-4000	GENERAL CONTRACTS	Capital	122,000.00	149,300.00	-27,300.00
A 1620.400-00-4001	CONFERENCES	Capital	900.00	1,000.00	-100.00
A 1620.400-00-4002	MILEAGE	Capital	200.00	0.00	200.00
A 1620.400-00-4009	TELEPHONE	Capital	23,000.00	25,000.00	-2,000.00
A 1620.400-00-4010	WATER	Capital	11,000.00	11,000.00	0.00
A 1620.450-00-1000	CUSTODIAL MATERIALS AND SUPPLIES	Capital	5,000.00	20,100.00	-15,100.00
A 1620.490-00-0000	BOCES SERVICES	Capital	36,740.83	35,262.60	1,478.23
A 1621.160-00-1001	MAINTENANCE	Capital	96,547.41	95,999.46	547.95
A 1621.160-00-1002	GROUNDS	Capital	36,629.98	38,209.25	-1,579.27
A 1621.160-00-1011	SUBSTITUTES	Capital	12,000.00	5,000.00	7,000.00
A 1621.200-00-1001	MAINTENANCE - EQUIPMENT	Capital	20,000.00	35,000.00	-15,000.00
A 1621.400-00-1001	MAINTENANCE - CONTRACTUAL EXPENDI	Capital	187,893.80	184,200.00	3,693.80
A 1621.400-00-1002	GROUNDS - CONTRACTUAL EXPENDITURE	Capital	5,000.00	5,000.00	0.00
A 1621.450-00-1001	MAINTENANCE - MATERIALS AND SUPPLIE	Capital	20,000.00	20,000.00	0.00
A 1621.450-00-1002	GROUNDS - MATERIALS AND SUPPLIES	Capital	18,000.00	18,000.00	0.00
A 1670.400-00-4003	EQUIPMENT MAINT-CONTRACTUAL EXPEI	Administrative	7,800.00	7,600.00	200.00
A 1670.400-00-4011	POSTAGE	Administrative	13,000.00	11,000.00	2,000.00
A 1670.450-00-0000	MATERIALS AND SUPPLIES	Administrative	9,000.00	11,000.00	-2,000.00
A 1680.490-00-0000	BOCES SERVICES	Administrative	221,790.26	230,604.64	-8,814.38
A 1910.400-00-0000	UNALLOCATED INSURANCE	Administrative	117,000.00	99,000.00	18,000.00
A 1950.400-00-4020	SEWER TAX	Administrative	10,000.00	9,000.00	1,000.00
A 1964.400-00-0000	REFUND ON REAL PROPERTY TAXES	Capital	10,000.00	15,000.00	-5,000.00
A 1981.490-00-0000	BOCES SERVICES - ADMINISTRATIVE COST	Administrative	84,117.00	82,626.00	1,491.00
A 1983.490-00-0000	BOCES SERVICES - CAPITAL EXPENSES	Administrative	91,371.00	70,940.00	20,431.00
A 2010.150-00-0000	INSTRUCTIONAL SALARIES	Administrative	98,940.00	93,754.00	5,186.00
A 2010.400-00-0000	General Contracts	Administrative	1,325.00	750.00	575.00
A 2010.400-00-4001	CONFERENCES	Administrative	1,925.00	2,000.00	-75.00
A 2010.400-00-4002	MILEAGE	Administrative	500.00	1,000.00	-500.00
A 2010.490-00-0000	BOCES SERVICES	Administrative	24,739.08	14,236.00	10,503.08
A 2020.150-10-0000	ELEMENTARY SCHOOL - SUPERVISION SAL	Administrative	97,391.00	95,481.00	1,910.00
A 2020.150-20-0000	MIDDLE SCHOOL - SUPERVISION SALARIES	Administrative	97,391.00	95,481.00	1,910.00
A 2020.150-30-0000	HIGH SCHOOL - SUPERVISION SALARIES	Administrative	97,391.00	110,061.68	-12,670.68
A 2020.160-00-1004	SUB CALL IN	Administrative	3,500.00	3,500.00	0.00
A 2020.160-10-1012	MANAGERIAL ASSISTANT	Administrative	54,761.37	51,955.36	2,806.01
A 2020.160-20-1012	MANAGERIAL ASSISTANT	Administrative	57,049.78	50,003.20	7,046.58
A 2020.160-30-1012	MANAGERIAL ASSISTANT	Administrative	54,432.73	53,378.56	1,054.17
A 2020.400-10-0000	ES General Contracts	Administrative	625.00	625.00	0.00
A 2020.400-10-4001	CONFERENCES	Administrative	1,000.00	1,000.00	0.00
A 2020.400-10-4002	MILEAGE	Administrative	200.00	0.00	200.00
A 2020.400-20-4000	GENERAL CONTRACTS	Administrative	625.00	625.00	0.00
A 2020.400-20-4001	CONFERENCES	Administrative	2,500.00	2,740.00	-240.00
A 2020.400-20-4002	MILEAGE	Administrative	200.00	0.00	200.00
A 2020.400-30-0000	HS General Contracts	Administrative	2,050.00	2,050.00	0.00
A 2020.400-30-4001	CONFERENCES	Administrative	1,500.00	1,500.00	0.00
A 2020.400-30-4002	MILEAGE	Administrative	200.00	0.00	200.00
A 2020.450-10-0000	ELEMENTARY SCHOOL-MATERIALS AND SI	Administrative	3,000.00	3,000.00	0.00
A 2020.450-20-0000	MIDDLE SCHOOL - MATERIALS AND SUPPL	Administrative	4,950.00	4,950.00	0.00

Holland Dutchmen- 2022 Budget Newsletter

A 2020.450-30-0000	HIGH SCHOOL - MATERIALS AND SUPPLIES	Administrative	9,000.00	9,313.14	-313.14
A 2020.490-00-0000	BOCES SERVICES	Administrative	41,009.39	39,348.17	1,661.22
A 2060.490-00-0000	BOCES SERVICES	Administrative	49,554.38	59,544.94	-9,990.56
A 2070.400-00-4000	GENERAL CONTRACTS	Administrative	26,000.00	26,000.00	0.00
A 2070.400-00-4001	CONFERENCES	Administrative	2,000.00	1,500.00	500.00
A 2070.400-00-4002	MILEAGE	Administrative	300.00	0.00	300.00
A 2070.450-00-0000	MATERIALS AND SUPPLIES	Administrative	6,000.00	6,000.00	0.00
A 2070.490-00-0000	BOCES SERVICES	Administrative	42,831.25	130,857.00	-88,025.75
A 2110.100-10-0000	TEACHER SALARIES, PRE-K	Program	21,312.00	28,663.69	-7,351.69
A 2110.120-10-0000	Teacher Salaries K-4 Elementary School	Program	533,966.28	540,204.82	-6,238.54
A 2110.120-10-0003	TEACHER SALARIES, K-3	Program	854,367.42	826,658.10	27,709.32
A 2110.120-10-0004	TEACHER SALARIES, GRADE 4	Program	209,467.96	201,969.00	7,498.96
A 2110.120-10-3000	CURRICULUM	Program	6,000.00	6,000.00	0.00
A 2110.120-10-3020	PERFECT ATTENDANCE	Program	700.00	700.00	0.00
A 2110.120-10-3030	DEPT. HEAD/MENTOR/DEAN/TEST COR.	Program	16,000.00	14,000.00	2,000.00
A 2110.120-20-0000	Teacher Salaries 5-8 Middle School	Program	450,026.14	448,178.61	1,847.53
A 2110.120-20-0006	TEACHER SALARIES GRADE 5-6	Program	373,508.70	346,649.33	26,859.37
A 2110.120-20-0008	TEACHER SALARIES GRADE 7-8	Program	417,202.73	412,546.58	4,656.15
A 2110.120-20-3000	CURRICULUM	Program	6,000.00	6,000.00	0.00
A 2110.120-20-3030	DEPT. HEAD/MENTOR/DEAN/TEST COR.	Program	11,000.00	8,000.00	3,000.00
A 2110.120-30-0000	TEACHER SALARIES GRADE 9-12	Program	837,600.02	942,499.29	-104,899.27
	Teacher Salaries 9-12 High School				
A 2110.130-30-0000		Program	387,222.57	425,909.69	-38,687.12
A 2110.130-30-3000	CURRICULUM	Program	6,000.00	6,000.00	0.00
A 2110.130-30-3030	DEPT. HEAD/MENTOR/DEAN/TEST COR.	Program	25,000.00	25,000.00	0.00
A 2110.140-10-0000	Substitute Teacher Salaries - ES	Program	51,667.00	46,000.00	5,667.00
A 2110.140-20-0000	Substitute Teacher Salaries - MS	Program	46,667.00	40,000.00	6,667.00
A 2110.140-30-0000	Substitute Teacher Salaries - HS	Program	47,667.00	40,000.00	7,667.00
A 2110.141-00-0000	Home Teaching	Program	12,000.00	15,000.00	-3,000.00
A 2110.160-10-0000	Aides & Monitors - ES	Program	126,163.34	140,563.80	-14,400.46
A 2110.160-20-0000	Aides & Monitors - MS	Program	69,555.34	47,630.70	21,924.64
A 2110.160-30-0000	Aides & Monitors - HS	Program	16,613.00	7,458.75	9,154.25
A 2110.161-10-0000	Aides & Monitor Substitutes - ES	Program	15,000.00	10,000.00	5,000.00
A 2110.161-20-0000	Aides & Monitor Substitutes - MS	Program	8,000.00	10,000.00	-2,000.00
A 2110.161-30-0000	Aides & Monitor Substitutes - HS	Program	7,000.00	10,000.00	-3,000.00
A 2110.400-10-4000	GENERAL CONTRACTS	Program	4,000.00	23,000.00	-19,000.00
A 2110.400-10-4001	CONFERENCES	Program	3,200.00	6,400.00	-3,200.00
A 2110.400-20-4000	GENERAL CONTRACTS	Program	2,000.00	8,000.00	-6,000.00
A 2110.400-20-4001	CONFERENCES	Program	4,180.00	8,360.00	-4,180.00
A 2110.400-30-4000	GENERAL CONTRACTS	Program	5,100.00	5,044.00	56.00
A 2110.400-30-4001	CONFERENCES	Program	6,847.50	11,695.00	-4,847.50
A 2110.450-10-0000	ES - Materials & Supplies	Program	9,200.00	10,800.00	-1,600.00
A 2110.450-10-2001	PRE-K - MATERIALS AND SUPPLIES	Program	300.00	940.00	-640.00
A 2110.450-10-2005	KINDERGARTEN - MATERIALS AND SUPPLIES	Program	446.13	1,115.00	-668.87
A 2110.450-10-2010	FIRST GRADE - MATERIALS AND SUPPLIES	Program	462.92	4,635.00	-4,172.08
A 2110.450-10-2020	SECOND GRADE - MATERIALS AND SUPPLIES	Program	450.00	2,050.00	-1,600.00

Holland Dutchmen- 2022 Budget Newsletter

A 2110.450-10-2030	THIRD GRADE - MATERIALS AND SUPPLIES Program	424.69	410.00	14.69
A 2110.450-10-2040	FOURTH GRADE - MATERIALS AND SUPPLIES Program	450.34	795.00	-344.66
A 2110.450-10-2100	AIS - MATERIALS AND SUPPLIES Program	1,050.00	1,025.00	25.00
A 2110.450-10-2150	ART - MATERIALS AND SUPPLIES Program	1,497.71	1,550.00	-52.29
A 2110.450-10-2600	MUSIC - MATERIALS AND SUPPLIES Program	3,262.60	450.00	2,812.60
A 2110.450-10-2650	PHYSICAL ED - MATERIALS AND SUPPLIES Program	1,088.52	1,600.00	-511.48
A 2110.450-20-0000	MS - Materials & Supplies Program	6,200.00	6,200.00	0.00
A 2110.450-20-2050	FIFTH GRADE - MATERIALS AND SUPPLIES Program	1,280.12	500.00	780.12
A 2110.450-20-2060	SIXTH GRADE - MATERIALS AND SUPPLIES Program	457.51	250.00	207.51
A 2110.450-20-2100	AIS - MATERIALS AND SUPPLIES Program	299.57	250.00	49.57
A 2110.450-20-2150	ART - MATERIALS AND SUPPLIES Program	1,900.00	1,600.00	300.00
A 2110.450-20-2250	ENGLISH - MATERIALS AND SUPPLIES Program	132.62	0.00	132.62
A 2110.450-20-2300	FOREIGN LANGUAGE-MATERIALS AND SUPPLIES Program	247.45	100.00	147.45
A 2110.450-20-2450	HEALTH - MATERIALS AND SUPPLIES Program	100.00	100.00	0.00
A 2110.450-20-2500	HOME CAREERS - MATERIALS AND SUPPLIES Program	1,847.19	2,000.00	-152.81
A 2110.450-20-2550	MATHEMATICS - MATERIALS AND SUPPLIES Program	729.08	675.00	54.08
A 2110.450-20-2600	MUSIC - MATERIALS AND SUPPLIES Program	5,596.12	4,400.00	1,196.12
A 2110.450-20-2650	PHYSICAL ED - MATERIALS AND SUPPLIES Program	195.78	1,600.00	-1,404.22
A 2110.450-20-2700	SCIENCE - MATERIALS AND SUPPLIES Program	2,280.44	3,900.00	-1,619.56
A 2110.450-20-2750	SOCIAL STUDIES - MATERIALS AND SUPPLIES Program	313.86	250.00	63.86
A 2110.450-20-2850	TECHNOLOGY ED - MATERIALS AND SUPPLIES Program	4,999.71	4,100.00	899.71
A 2110.450-30-0000	HS - Materials & Supplies Program	0.00	16,699.28	-16,699.28
A 2110.450-30-2100	AIS - MATERIALS AND SUPPLIES Program	350.04	609.67	-259.63
A 2110.450-30-2150	ART - MATERIALS AND SUPPLIES Program	1,902.98	1,000.00	902.98
A 2110.450-30-2250	ENGLISH - MATERIALS AND SUPPLIES Program	150.32	0.00	150.32
A 2110.450-30-2300	FOREIGN LANGUAGE-MATERIALS AND SUPPLIES Program	175.17	0.00	175.17
A 2110.450-30-2450	HEALTH - MATERIALS AND SUPPLIES Program	145.13	92.94	52.19
A 2110.450-30-2500	HOME CAREERS - MATERIALS AND SUPPLIES Program	4,800.00	8,804.23	-4,004.23
A 2110.450-30-2550	MATHEMATICS - MATERIALS AND SUPPLIES Program	444.48	0.00	444.48
A 2110.450-30-2600	MUSIC - MATERIALS AND SUPPLIES Program	6,425.22	0.00	6,425.22
A 2110.450-30-2650	PHYSICAL ED - MATERIALS AND SUPPLIES Program	336.64	1,000.00	-663.36
A 2110.450-30-2700	SCIENCE - MATERIALS AND SUPPLIES Program	3,664.64	0.00	3,664.64
A 2110.450-30-2750	SOCIAL STUDIES - MATERIALS AND SUPPLIES Program	227.59	0.00	227.59
A 2110.450-30-2850	TECHNOLOGY ED - MATERIALS AND SUPPLIES Program	295.64	1,860.00	-1,564.36
A 2110.480-10-2000	ELEMENTARY SCHOOL TEXTBOOKS Program	17,000.00	15,620.00	1,380.00
A 2110.480-20-2000	MIDDLE SCHOOL TEXTBOOKS Program	20,000.00	20,000.00	0.00
A 2110.480-30-2000	HIGH SCHOOL TEXTBOOKS Program	6,500.00	4,000.00	2,500.00
A 2110.490-00-2350	BOCES SERVICES - GENERAL SCHOOL Program	299,102.45	335,623.50	-36,521.05
A 2250.150-00-1009	SPED - SUPERVISOR Program	98,940.00	97,850.00	1,090.00
A 2250.150-10-0000	SPED INSTRUCTIONAL SALARIES - ELEMENTARY Program	158,245.11	301,029.29	-142,784.18
A 2250.150-10-SPCH	Speech - Elementary Program	32,448.45	22,307.11	10,141.34
A 2250.150-20-0000	SPED INSTRUCTIONAL SALARIES - MIDDLE Program	354,705.35	338,069.01	16,636.34
A 2250.150-20-SPCH	Speech - Middle Program	22,739.65	22,307.11	432.54
A 2250.150-30-0000	SPED INSTRUCTIONAL SALARIES - HIGH Program	311,352.45	297,757.01	13,595.44
A 2250.150-30-SPCH	Speech - High Program	22,746.46	22,952.78	-206.32
A 2250.160-00-1012	MANAGERIAL ASSISTANT Program	63,131.09	56,480.18	6,650.91
A 2250.160-10-0000	SPED NURSING SERVICE Program	0.00	22,276.80	-22,276.80

Holland Dutchmen- 2022 Budget Newsletter

A 2250.160-10-1006	ES Special Ed Aides/Monitors	Program	90,529.50	126,547.20	-36,017.70
A 2250.160-20-1006	MS Special Ed Aides/Monitors	Program	135,504.39	94,070.93	41,433.46
A 2250.160-30-1006	HS Special Ed Aides/Monitors	Program	97,183.45	86,494.20	10,689.25
A 2250.400-00-0000	CONTRACTUAL EXPENDITURES	Program	287,950.00	288,600.00	-650.00
A 2250.400-00-4001	CONFERENCES	Program	2,000.00	4,000.00	-2,000.00
A 2250.400-00-4002	MILEAGE	Program	600.00	0.00	600.00
A 2250.450-10-0000	ELEMENTARY SCHOOL-MATERIALS AND SUPPLIES	Program	5,683.34	5,700.00	-16.66
A 2250.450-20-0000	MIDDLE SCHOOL - MATERIALS AND SUPPLIES	Program	4,500.00	4,500.00	0.00
A 2250.450-30-0000	HIGH SCHOOL - MATERIALS AND SUPPLIES	Program	3,700.00	3,700.00	0.00
A 2250.470-00-0004	PRIVATE TUITION	Program	325,000.00	325,000.00	0.00
A 2250.470-00-0005	PUBLIC TUITION	Program	100,000.00	132,000.00	-32,000.00
A 2250.490-00-0000	BOCES SERVICES	Program	809,494.45	796,600.95	12,893.50
A 2259.490-00-0000	English Language Learners	Program	17,420.00	16,999.00	421.00
A 2280.490-00-0000	BOCES SERVICES	Program	689,064.00	570,466.00	118,598.00
A 2330.150-00-0000	INSTRUCTIONAL SALARIES	Program	8,000.00	2,000.00	6,000.00
A 2330.150-00-7200	INSTR SALARIES-FITNESS CTR	Program	3,000.00	3,000.00	0.00
A 2330.160-00-7000	NON INSTR SALARIES-COMM POOL	Program	45,000.00	45,000.00	0.00
A 2330.160-00-7100	NON INSTR SALARIES-COMM ED	Program	14,000.00	8,000.00	6,000.00
A 2330.400-00-7100	CONTRACTUAL EXP-COMM ED	Program	10,000.00	22,000.00	-12,000.00
A 2610.150-00-0000	INSTRUCTIONAL SALARIES	Program	132,258.30	125,486.00	6,772.30
A 2610.450-10-0000	ELEMENTARY SCHOOL-MATERIALS AND SUPPLIES	Program	718.01	8,960.00	-8,241.99
A 2610.450-30-0000	HIGH SCHOOL - MATERIALS AND SUPPLIES	Program	4,477.09	5,751.42	-1,274.33
A 2610.460-10-0000	ELEMENTARY SCHOOL AIDABLE BOOKS	Program	3,000.00	3,300.00	-300.00
A 2610.460-20-0000	MIDDLE SCHOOL AIDABLE BOOKS	Program	2,500.00	2,100.00	400.00
A 2610.460-30-0000	HIGH SCHOOL AIDABLE BOOKS	Program	4,200.00	4,565.00	-365.00
A 2610.490-00-0000	BOCES SERVICES	Program	28,278.00	26,053.93	2,224.07
A 2630.150-00-0000	INSTRUCTIONAL SALARIES	Program	152,998.62	143,789.56	9,209.06
A 2630.160-00-0000	NONINSTRUCTIONAL SALARIES	Program	85,000.00	83,617.89	1,382.11
A 2630.220-00-0000	STATE AIDED COMPUTER HARDWARE	Program	11,150.00	13,000.00	-1,850.00
A 2630.400-00-4001	CONFERENCE AND MILEAGE	Program	800.00	600.00	200.00
A 2630.450-00-0000	Computer Asst - District mat & supplie	Program	14,000.00	14,000.00	0.00
A 2630.461-00-0000	STATE AIDED COMPUTER SOFTWARE	Program	22,000.00	17,808.00	4,192.00
A 2630.490-00-0000	Computer Asstd - BOCES Services	Program	659,331.95	667,920.80	-8,588.85
A 2810.150-20-0000	GUIDANCE INSTRUCTIONAL SALARIES - MI	Program	55,077.00	0.00	55,077.00
A 2810.160-00-1012	MANAGERIAL ASSISTANT	Program	35,688.16	33,945.60	1,742.56
A 2810.400-00-4000	GENERAL CONTRACTS	Program	500.00	750.00	-250.00
A 2810.400-00-4017	TESTING	Program	1,000.00	1,750.00	-750.00
A 2810.450-20-0000	MIDDLE SCHOOL MATERIALS AND SUPPLIES	Program	600.00	850.00	-250.00
A 2810.450-30-0000	HIGH SCHOOL MATERIALS AND SUPPLIES	Program	141.85	160.00	-18.15
A 2815.160-10-0000	NONINSTRUCTIONAL SALARIES-Elementar	Program	38,109.80	27,767.90	10,341.90
A 2815.160-20-0000	NONINSTRUCTIONAL SALARIES-Middle	Program	63,120.00	58,791.00	4,329.00
A 2815.160-30-0000	NONINSTRUCTIONAL SALARIES-High	Program	32,483.50	26,959.20	5,524.30
A 2815.400-00-4018	HEALTH SERVICE	Program	38,000.00	35,000.00	3,000.00
A 2815.450-10-0000	ES Health Office Supplies	Program	2,000.00	2,000.00	0.00
A 2815.450-20-0000	MS Health Office Supplies	Program	1,800.00	2,000.00	-200.00
A 2815.450-30-0000	HS Health Office Supplies	Program	1,600.00	2,000.00	-400.00
A 2820.150-10-0000	INSTRUCTIONAL SALARIES - Elementary	Program	24,037.82	0.00	24,037.82

Holland Dutchmen- 2022 Budget Newsletter

A 2820.150-20-0000	INSTRUCTIONAL SALARIES - Middle	Program	24,037.82	0.00	24,037.82
A 2820.150-30-0000	INSTRUCTIONAL SALARIES - High	Program	24,037.82	0.00	24,037.82
A 2825.450-00-0000	MATERIALS AND SUPPLIES	Program	153.67	0.00	153.67
A 2850.150-00-0000	INSTRUCTIONAL SALARIES	Program	41,500.00	39,300.00	2,200.00
A 2855.150-20-0001	Instructional Salaries - Middle School	Program	2,500.00	2,500.00	0.00
A 2855.150-20-0004	Coaching Instructional - Middle School	Program	22,000.00	22,000.00	0.00
A 2855.150-20-1000	Interscholastic Instructional Supervision -	Program	2,500.00	2,500.00	0.00
A 2855.150-30-0001	Instructional Salaries - High School	Program	5,000.00	5,000.00	0.00
A 2855.150-30-0004	Coaching Instructional - High School	Program	70,000.00	70,000.00	0.00
A 2855.150-30-1000	Interscholastic Instructional Supervision -	Program	5,650.00	8,650.00	-3,000.00
A 2855.160-00-0000	Inter-Scholastic Non-Instructional	Program	9,000.00	5,000.00	4,000.00
A 2855.160-20-0004	Coaching Non-Instructional - Middle School	Program	23,000.00	23,000.00	0.00
A 2855.160-30-0004	Coaching Non-Instructional - High School	Program	55,000.00	50,000.00	5,000.00
A 2855.400-00-1000	Competition Fees	Program	18,000.00	21,500.00	-3,500.00
A 2855.400-00-2000	Officials	Program	25,000.00	28,000.00	-3,000.00
A 2855.400-00-4000	GENERAL CONTRACTS	Program	6,000.00	11,000.00	-5,000.00
A 2855.400-00-4001	CONFERENCES	Program	1,000.00	500.00	500.00
A 2855.450-00-0000	Materials & Supplies	Program	22,000.00	25,000.00	-3,000.00
A 2855.490-00-0000	BOCES SERVICES	Program	53,210.00	48,530.00	4,680.00
A 5510.150-00-0000	TRANSPORTATION ADMINISTRATION	Program	0.00	18,346.15	-18,346.15
A 5510.160-00-1005	MONITORS	Program	58,943.68	29,835.00	29,108.68
A 5510.160-00-1007	DRIVERS	Program	493,942.12	513,174.71	-19,232.59
A 5510.160-00-1008	MECHANICS	Program	87,790.87	86,756.80	1,034.07
A 5510.160-00-1009	SUPERVISOR	Program	90,176.50	87,550.00	2,626.50
A 5510.160-00-1011	SUBSTITUTES	Program	44,000.00	40,000.00	4,000.00
A 5510.160-00-1012	TRANSPORTATION SECRETARY	Program	44,994.00	42,624.00	2,370.00
A 5510.160-10-1012	TRANSPORTATION MANAGERIAL ASSISTANT	Program	5,350.21	5,091.84	258.37
A 5510.160-20-1012	TRANSPORTATION MANAGERIAL ASSISTANT	Program	3,982.03	4,305.60	-323.57
A 5510.160-30-1012	TRANSPORTATION MANAGERIAL ASSISTANT	Program	5,258.49	4,842.00	416.49
A 5510.400-00-4000	GENERAL CONTRACTS	Program	43,000.00	45,525.00	-2,525.00
A 5510.400-00-4001	CONFERENCES	Program	1,000.00	1,000.00	0.00
A 5510.400-00-5000	TOLLS & DRIVER MEALS	Program	150.00	150.00	0.00
A 5510.400-00-9000	INSURANCE VEHICLES	Program	34,000.00	34,000.00	0.00
A 5510.450-00-5100	GASOLINE	Program	80,000.00	70,000.00	10,000.00
A 5510.450-00-5101	Diesel	Program	75,000.00	65,000.00	10,000.00
A 5510.450-00-5110	OIL	Program	3,000.00	4,000.00	-1,000.00
A 5510.450-00-5130	TIRES	Program	10,000.00	12,000.00	-2,000.00
A 5510.450-00-5140	PARTS	Program	30,000.00	36,000.00	-6,000.00
A 5510.450-00-5150	GENERAL MATERIALS AND SUPPLIES	Program	2,000.00	0.00	2,000.00
A 5510.490-00-0000	BOCES SERVICES	Program	0.00	1,806.40	-1,806.40
A 5530.400-00-1501	ELECTRICITY	Program	15,000.00	13,000.00	2,000.00
A 5530.400-00-1502	GAS	Program	10,150.00	7,000.00	3,150.00
A 5530.400-00-4009	TELEPHONE	Program	1,250.00	2,000.00	-750.00
A 5530.400-00-4010	WATER	Program	500.00	500.00	0.00
A 5530.400-00-4020	SEWER TAX	Program	300.00	300.00	0.00
A 5530.450-00-5160	Bus Garage Materials and Supplies	Program	0.00	2,000.00	-2,000.00

Holland Dutchmen- 2022 Budget Newsletter

A 9010.800-00-0000	STATE RETIREMENT	Program	374,081.99	298,354.23	75,727.76
A 9020.800-00-0000	TEACHER RETIREMENT	Program	675,626.60	669,272.44	6,354.16
A 9030.800-00-0000	SOCIAL SECURITY	Program	739,247.26	710,072.13	29,175.13
A 9040.800-00-9040	WORKERS COMPENSATION	Program	85,500.00	80,581.00	4,919.00
A 9045.800-00-0000	LIFE INSURANCE	Program	12,000.00	12,000.00	0.00
A 9055.800-00-0000	DISABILITY INSURANCE	Program	8,500.00	8,000.00	500.00
A 9060.800-00-0000	MEDICAL INSURANCE	Program	2,365,661.40	2,273,690.00	91,971.40
A 9060.800-00-2000	VISION INSURANCE	Program	27,000.00	26,000.00	1,000.00
A 9060.800-00-3000	Employee Assistance Program	Program	4,500.00	5,100.00	-600.00
A 9089.800-00-9046	TSA	Program	1,600.00	1,500.00	100.00
A 9089.800-00-9047	FLEX PLAN	Program	2,000.00	2,000.00	0.00
A 9711.610-00-0000	HC10 PRINC - 2010 RECONST/HVAC-\$3.28M	Capital	245,000.00	240,000.00	5,000.00
A 9711.660-00-0000	HC16 PRINC- 2006 CAPITAL PROJECT-\$2M	Capital	0.00	180,000.00	-180,000.00
	HH16 PRINC-JR/SR HIGH PROJECT-\$5.1M				
A 9711.690-00-0000		Capital	305,000.00	300,000.00	5,000.00
A 9711.691-00-0000	HH18 and HH19 CAPITAL PROJECT PRINCII	Capital	435,000.00	540,000.00	-105,000.00
A 9711.710-00-0000	HC10 INT - 2010 RECONST/HVAC-\$3.28M	Capital	38,450.00	44,450.00	-6,000.00
A 9711.720-00-0000	HH16 INT-JR/SR HIGH PROJECT-\$5.1M	Capital	117,375.00	126,450.00	-9,075.00
A 9711.760-00-0000	HC16 INT-2006 BUILDING PROJECT-\$2M	Capital	0.00	7,650.00	-7,650.00
	HH18 and HH19 CAPITAL PROJECT INTEREST				
A 9711.791-00-0000		Capital	86,400.00	103,530.00	-17,130.00
A 9722.691-00-0000	PRINCIPAL BUS BOND #35	Capital	44,918.00	44,918.00	0.00
A 9722.693-00-0000	0038 PRINC. BUS BOND #38	Capital	51,293.60	0.00	51,293.60
A 9722.694-00-0000	0037 PRINC. BUS BOND #37	Capital	49,236.40	49,236.40	0.00
A 9722.695-00-0000	0036 PRINC. BUS BOND #36	Capital	44,918.00	44,918.00	0.00
A 9722.696-00-0000	0033 Principal Bus Bond #33	Capital	0.00	66,000.00	-66,000.00
A 9722.699-00-0000	0034 Principal Bus Bond #34	Capital	58,400.00	58,400.00	0.00
A 9722.791-00-0000	0035 INTEREST BUS BOND #35	Capital	2,830.00	4,245.00	-1,415.00
A 9722.793-00-0000	0038 INT. BUSES BOND #38	Capital	3,821.37	0.00	3,821.37
A 9722.794-00-0000	0037 INT. BUS BOND #37	Capital	2,934.49	3,668.11	-733.62
A 9722.795-00-0000	0036 INT. BUSES BOND#36	Capital	2,668.13	3,557.51	-889.38
A 9722.796-00-0000	0033 Interest Bus Bond #33	Capital	0.00	1,478.40	-1,478.40
A 9722.799-00-0000	0034 Interest Bus Bond #34	Capital	1,454.00	2,908.32	-1,454.32
A 9733.700-00-0000	BAN - Interest (Construction)	Capital	200,000.00	0.00	200,000.00
A 9901.930-00-0000	INTERFUND TRANSFER - LUNCH FUND	Program	80,000.00	50,000.00	30,000.00
A 9901.950-00-0000	INTERFUND TRANSFER - PHC SUMMER	Program	45,000.00	45,000.00	0.00
A 9950.900-00-0000	INTERFUND TRANSFER-CAPITAL	Capital	100,000.00	100,000.00	0.00
	Grand Totals:		21,506,806.00	21,298,400.00	208,406.00

PROPERTY TAX REPORT CARD
AND
ADMINISTRATIVE SALARY DISCLOSURE NOTICE

Holland Dutchmen- 2022 Budget Newsletter

4/20/22, 10:43 AM

New York State Education Department State Aid Management System (SAMS)

Entity Name: HOLLAND CSD
 BEES Code: 141701
 Claim Year: 2021-2022 SET VALUES



Welcome Christine Ljungberg (School Entity User) CORE 04/20/2022 10:43 AM Home | Issue Reporting | Help | Logout

Entity Info | Forms | Claim Verifications | Activity Log | Reports

You Have Selected the 'Official' Data Area.
The Data State of the form set is: "Clean"

[Print Legacy](#) | [Print Form](#) | [Print Blank](#) | [Print Text Only](#)

District Name: HOLLAND CSD
 Contact Person: CHRISTINE LJUNGBERG

District Code: 141701
 Telephone: (716) 537-8228
 Tel Extension:

Property Tax Report Card

****Please use Chrome or Firefox browsers when entering the Business Portal to complete the PTRC. Internet Explorer is NOT recommended.****

Note: Some data elements of the Property Tax Report Card have been revised or renamed to more closely follow the Property Tax Cap calculations districts complete on the Office of the State Comptroller website. Please see the Help text above for definitions. Additional guidance on the Property Tax Levy Limit is available on the Office of Educational Management Services website: <http://www.p12.nysed.gov/mglserv/propertytax/taxcap/>.

Please also submit an electronic version (PDF or Word) of your school district's 2022-23 Budget Notice to: emscmgt@nysed.gov. This will enable us to help correct any formula or data entry discrepancy quickly.

Notice: The Enacted Budget allows school districts to establish a reserve fund for NYS Teachers' Retirement System Contributions, effective immediately. This reserve, if applicable, should be reported in the Schedule of Reserves under 'Other Reserve' and with a description that says: "To fund employer retirement contributions to the New York State Teachers' Retirement System (TRS)."

Form Due - April 25, 2022

Form Preparer Name: CHRISTINE LJUNGBERG
 Preparer's Telephone Number: 716-537-8228

Shaded Fields Will Calculate	Budgeted 2021-22 (A)	Proposed Budget 2022-23 (B)	Percent Change (C)
Total Budgeted Amount, not including Separate Propositions	21,298,700	21,506,806	0.98%
A. Proposed Tax Levy to Support the Total Budgeted Amount ¹	7,935,126	8,172,386	
B. Tax Levy to Support Library Debt, if Applicable	0	0	
C. Tax Levy for Non-Excludable Propositions, if Applicable ²	0	0	
D. Total Tax Cap Reserve Amount Used to Reduce Current Year Levy, if Applicable	0	0	
E. Total Proposed School Year Tax Levy (A+B+C-D)	7,935,126	8,172,386	2.99%
F. Permissible Exclusions to the School Tax Levy Limit	113,049	219,962	
G. School Tax Levy Limit, <u>Excluding</u> Levy for Permissible Exclusions ³	7,822,077	8,248,662	
H. Total Proposed Tax Levy for School Purposes, <u>Excluding</u> Permissible Exclusions and Levy for Library Debt, Plus Prior Year Tax Cap Reserve (E-B-F+D)	7,822,077	7,952,424	
I. Difference: (G-H); (negative value requires 60.0% voter approval) ²	0	296,238	
Public School Enrollment	787	766	-2.67%
Consumer Price Index			4.7%

¹ Include any prior year reserve for excess tax levy, including interest.

² Tax levy associated with educational or transportation services propositions are not eligible for exclusion under the School Tax Levy Limit and may affect voter approval requirements.

³ For 2022-23, includes any carryover from 2021-22 and excludes any tax levy for library debt or prior year reserve for excess tax levy, including interest.

	Actual 2021-22 (D)	Estimated 2022-23 (E)
Adjusted Restricted Fund Balance	2,666,600	2,866,600
Assigned Appropriated Fund Balance	628,703	500,000
Adjusted Unrestricted Fund Balance	884,462	860,272
Adjusted Unrestricted Fund Balance as a Percent of the Total Budget	4.15%	4.00%

Schedule of Reserve Funds

<https://eservices.nysed.gov/sams/getForm.do?method=getForm&nodeId=831&fsId=830>

1/2

Holland Dutchmen- 2022 Budget Newsletter

4/20/22, 10:43 AM

New York State Education Department State Aid Management System (SAMS)

Reserve Type	Reserve Name	Reserve Description *	3/31/22 Actual Balance	6/30/22 Estimated Ending Balance	Intended Use of the Reserve in the 2022-23 School Year (Limit 200 Characters)**
Capital + (add)	CAPITAL RESERVE	For the cost of any object or purpose for which bonds may be issued.	1,206,698	1,307,221	to pay local share of 2021 \$7.5m Capital Project
Repair		For the cost of repairs to capital improvements or equipment.			
Workers Compensation		For self-insured Workers Compensation and benefits.			
Unemployment Insurance	UNEMPLOYMENT	For reimbursement to the State Unemployment Insurance Fund.	205,548	205,637	to pay unemployment expenses
Reserve for Tax Reduction		For the gradual use of the proceeds of the sale of school district real property.			
Mandatory Reserve for Debt Service	DEBT SERVICE	For proceeds from the sale of district capital assets or improvement, restricted to debt service.	12,510	12,512	none
Insurance	INSURANCE	For liability, casualty, and other types of uninsured losses.	10,735	10,740	none
Property Loss + (add)		To cover property loss.			
Liability + (add)		To cover incurred liability claims.			
Tax Certiorari		For tax certiorari settlements.			
Reserve for Insurance Recoveries		For unexpended proceeds of insurance recoveries at fiscal year end.			
Employee Benefit Accrued Liability	EBALR FUND	For accrued 'employee benefits' due to employees upon termination of service.	419,671	426,489	to pay retirees' accrued sick and vacation buyout
Retirement Contribution	RETIREMENT	For employer retirement contributions to the State and Local Employees' Retirement System.	295,185	355,185	none
Reserve for Uncollected Taxes		For unpaid taxes due certain city school districts not reimbursed by their city/county until the following fiscal year.			
Single Other Reserve + (add)	RETIREMENT	For employer retirement contributions to the	65,031	165,031	NONE

* NYSED Reserve Guidance: http://www.p12.nysed.gov/mgtser/accounting/docs/reserve_funds.pdf

OSC Reserve Guidance: <http://osc.state.ny.us/localgov/pubs/listacctg.htm#reserfund>

**Provide a brief, but specific, statement of the planned use and appropriation for the reserve in SY 2022-23. Mention any capital expenditures that will need to be voted upon in the upcoming Budget Vote.

Save Reset Save & Ready

State Aid Homepage | Contact Us

Ver 1.8.69d


4/20/22, 10:43 AM


New York State Education Department State Aid Management System (SAMS)

Entity Name HOLLAND CSD

BEDS Code 141701

Claim Year 2021-2022 ▼ SET VALUES





Welcome **Christine Ljungberg (School Entity User)** CORE 04/20/2022 10:43 AM Home | Issue Reporting | Help | Logout

Entity Info |
Forms |
Claim Verifications |
Activity Log |
Reports |

You Have Selected the 'Official' Data Area.

[Print Legacy](#) | [Print Form](#) | [Print Blank](#) | [Print Text Only](#)

District Name: HOLLAND CSD
 Contact Person: CHRISTINE LJUNGBERG

District Code: 141701
 Telephone: (716) 537-8228
 Tel Extension:

School Administrator Salary Disclosure Form

Form Due May 9, 2022

2022-2023 Salary Threshold = \$150,000

In response to legislative efforts to encourage greater cost sharing in service provision and local government administration, we now provide a section for districts that share administrative staff to highlight these efforts for the upcoming school year. Each sharing district should identify in the form the other district(s) with which they will be sharing administrative staff for school year 2022-2023.

If you will be sharing a Superintendent, list the other district (or districts) in the text box. If you will be sharing other administrative staff required to be reported, please send an email to EMSCMGTS@nysed.gov indicating the title of the staff persons(s) as well as the other district(s) involved in the cost-sharing.

The salaries, benefits and other compensation reported in the form should reflect only the financial support or commitment that your district will be making. They should not reflect the total amounts budgeted to be paid by all participating districts over the school year.

Report Estimated Salaries in the Budget for the 2022-2023 School Year
 Sections 1608 and 1716 of the Education Law
 (Please read the instructions and definitions before completing this form.)

Title	Salary	Employee Benefits	Other Remuneration
1. Superintendent of Schools	153,000	16,245	

Please list the district or districts with which you will be sharing a superintendent (if applicable):

Associate, Assistant and Deputy Superintendents
 (Example Titles: Associate Superintendent for Instruction, Deputy Superintendent, Assistant Superintendent for Business, etc.)

2.			
3.			
4.			
5.			
6.			
7.			
8.			
9.			
10.			
11.			
12.			
13.			
14.			
15.			
16.			
17.			
18.			
19.			
20.			
21.			
22.			
23.			
24.			

**HOLLAND CENTRAL SCHOOL DISTRICT
NOTICE OF ANNUAL DISTRICT VOTE**

NOTICE IS HEREBY GIVEN, that the annual meeting and vote (the “Annual District Vote”) of the Holland Central School District (the “District”) will be held on **Tuesday, May 17, 2022** from 7:00 a.m. to 8:00 p.m. prevailing time at the Holland Community Center, 3 Legion Drive, Holland, New York for the purposes of (i) voting upon the District’s budget for the fiscal year commencing July 1, 2022 and ending June 30, 2023, (ii) voting upon a proposition to approve the purchase of school buses and a box truck; (iii) electing one at-large member of the District’s Board of Education to fill the vacancy created by reason of the expiration, on June 30, 2022, of the five-year term of incumbent Russell Clothier, Jr.; and (iv) transacting such other business as may be authorized by law.

NOTICE IS ALSO GIVEN, that the Annual Budget Hearing of the District will be held at the Holland Community Center, 3 Legion Drive, Holland, New York on **Monday evening, May 9, 2022** at 6:30 p.m. prevailing time, for the purpose of presenting the District’s 2022-2023 proposed budget.

NOTICE IS ALSO GIVEN, that the voting at the Annual District Vote will consist of voting on the following propositions, as well as other such matters as may be lawfully presented at the meeting:

PROPOSITION NO. 1 - 2022-2023 BUDGET

Shall the following proposition be adopted?

RESOLVED, that the budget for the Holland Central School District for the fiscal year commencing July 1, 2022 and ending June 30, 2023 as presented by the Board of Education in the amount of \$21,506,806, be hereby approved and adopted, and the required funds therefor are hereby appropriated and the necessary real property taxes required shall be raised by a tax on the taxable property in the District to be levied and collected as required by law.

BE IT FURTHER RESOLVED, that the sum of \$8,172,386 being the total maximum estimated cost, or so much thereof as may be necessary, shall be raised by the levy of a tax upon the taxable property in the district and collected in annual installments as provided by section 416 of the education law; and in anticipation of such tax, obligations of the district shall be issued.

RESOLVED, that the budget for the Holland Central School District for the fiscal year commencing July 1, 2021 and ending June 30, 2022, as presented by the Board of Education, is hereby approved and adopted, and the required funds therefor are hereby appropriated and the necessary real property taxes required shall be raised by a tax on the taxable property in the District to be levied and collected as required by law.

PROPOSITION NO. 2 - PURCHASE AND FINANCING OF SCHOOL BUSES

Shall the following proposition be adopted?

RESOLVED, that the Board of Education of the Holland Central School District (the “District”) is hereby authorized to purchase school buses (and related equipment) for use in the transportation program of the District, an estimated maximum cost of \$256,468, and to expend therefor an aggregate sum not to exceed \$256,468; and be it further

RESOLVED, that the sum of \$256,468 (which may include certain up-front financing costs), plus an amount for interest thereon, shall be funded by the levy of a tax upon the taxable property of the District and collected in annual installments as provided by Section 416 of the Education Law; and be it further

RESOLVED, that in anticipation of such tax, bonds or other obligations (including, without limitation, obligations arising under leases, lease/purchase contracts or installment purchase contracts having a term of not more than five years) of the District shall be issued or entered into in accordance with applicable provisions of New York State law; and be it further

RESOLVED, that New York State Transportation Aid funds expected to be received by the District are anticipated to offset a substantial part of such costs, and such funds, to the extent received, shall be applied to offset and reduce the amount of taxes herein authorized to be levied.

The following vacancy is to be filled on the Board of Education by reason of the expiration of one term, on June 30, 2022:

One (1) At-Large Five-Year Term to be filled through 6/30/2027
Last Incumbent – Russell Clothier, Jr.

NOTICE IS ALSO GIVEN, that all candidates for the office of member of the Board of Education shall be nominated by petition. Each such petition shall be directed to the Clerk of the District, shall be signed by at least 25 qualified voters of the District, shall state the residence of each signer, and shall state the name and residence of the candidate. Each petition must be filed in the office of the District Clerk between the hours of 7:30 a.m. and 3:30 p.m., prevailing time, until not later than 5:00 p.m. on Monday, April 18, 2022. The petition may be filed by mailing the petition to the District Clerk at her office at 103 Canada Street, Holland, New York, and/or scanning the petition and emailing it to the District Clerk at lcacchiola@hollandcsd.org. Petition forms may be obtained from the District Clerk in the District Office at 103 Canada Street, Holland, New York, between the hours of 7:30 a.m. and 3:30 p.m., except for Saturdays, Sundays, and holidays.

NOTICE IS ALSO GIVEN, that optical scan voting machines will be used to record the vote on the budget, on all propositions, and on the election of one at-large member of the Board of Education pursuant to the District's Rules for the Submission of Questions and Propositions at the Annual Meeting and Election and Special District Meetings. Printed copies of such Rules are available at the office of the District Clerk at 103 Canada Street, Holland, New York.

NOTICE IS ALSO GIVEN, that the qualified voters of the District shall be entitled to vote at the Annual District Vote. A qualified voter is one who is (1) a citizen of the United States of America, (2) eighteen years of age or older, and (3) resident within the District for a period of thirty (30) days next preceding Annual District Vote who is not otherwise prohibited from voting under section 5-106 of the New York Election Law. The District may require all persons offering to vote at the Annual District Vote to provide one form of proof of residency pursuant to Education Law §2018-c. Such form may include a driver's license, a non-driver identification card, a utility bill, or a voter registration card. Upon offer of proof of residency, the District may also require all persons offering to vote to provide their signature, printed name and address.

NOTICE IS ALSO GIVEN, that absentee ballot applications will also be available at the office of the District Clerk between the hours of 7:30 a.m. and 3:30 p.m. prevailing time except Saturdays, Sundays, and holidays. Completed applications must be received by the District Clerk at least seven (7) days before the Annual District Vote, if the ballot is to be mailed to the voter, or on the day before the Annual District Vote, if the ballot is to be delivered personally to the voter. Applications will be available beginning on April 4, 2022. Completed ballots must be received by the District Clerk not later than 5:00 p.m. prevailing time on Tuesday, May 17, 2022. A list of persons to whom absentee ballots are issued will be available for inspection by qualified voters in the office of the District Clerk, between the hours of 7:30 a.m. and 3:30 p.m., prevailing time, until the day set for voting, except for Saturdays, Sundays and holidays.

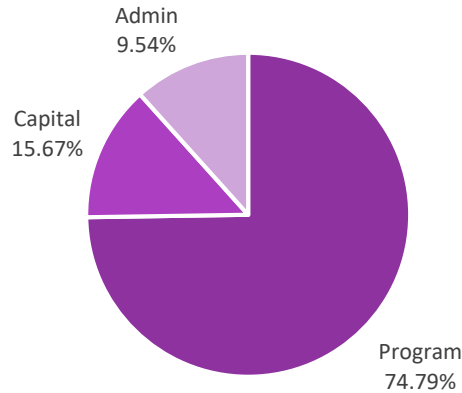
NOTICE IS ALSO GIVEN, that military voters who are qualified voters of the Holland Central School District may request an application for a military ballot from the District Clerk by mail to 103 Canada Street, Holland, New York, by email to lcacchiola@hollandcsd.org, or by fax sent to 716-537-8203. For a military voter to be issued a military ballot, the District Clerk must have received a valid ballot application no later than 5:00 p.m. prevailing time on April 21, 2022. In a request for a military ballot application or ballot, the military voter may indicate a preference for receiving the application or ballot by mail, facsimile, or electronic mail. Irrespective of the preferred method of transmission designated by a military voter, a military voter's original military ballot application and military ballot must be returned by mail or in person to the office of the District Clerk at 103 Canada Street, Holland, New York.

NOTICE IS ALSO GIVEN, that the Board of Education of this District will have prepared and completed a detailed statement in writing of the amount of money which will be required during the 2022-2023 fiscal year for school purposes, specifying the several purposes and the amount for each. The amount for each purpose estimated necessary for payments to Boards of Cooperative Educational Services shall be shown in full, with no deduction of estimated state aid. The amount of state aid provided and its percentage relationship to the total expenditures shall also be shown. Such statement shall be completed at least seven days before the budget hearing at which it is to be presented and copies thereof shall be prepared and made available, upon request, to residents within the District during the period of seven days before the budget hearing and/or fourteen days immediately preceding the Annual District Vote, and may be obtained by any resident in the District at each school house in the District in which school is maintained during the hours of 7:30 a.m. to 3:30 p.m. prevailing time on and after May 3, 2022, excluding Saturdays and Sundays and in the District Office.

Lynette Cracchiola
District Clerk

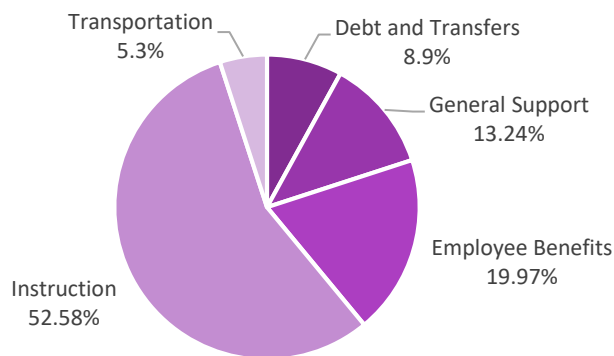
Tripartite Budget

	2021-2022	2022-2023	Change	% Change
Program	\$15,820,227	\$16,085,669	\$265,442	1.68%
Capital	\$3,408,869	\$3,369,590	-\$39,279	-1.15%
Administration	\$2,069,304	\$2,051,547	-\$17,757	-.086%
Total	\$21,298,400	\$21,506,806	\$208,406	.98%



Component Budget

	2021-2022	2022-2023	Change	% Change
General Support	\$2,696,109	\$2,848,547	\$152,438	5.65%
Instruction	\$11,372,504	\$11,308,055	-\$64,449	-0.57%
Transportation	\$1,126,807	\$1,139,788	\$12,980	1.15%
Employee Benefits	\$4,086,570	\$4,295,717	\$209,147	5.12%
Debt and Transfers	\$2,016,410	\$1,914,699	-\$101,711	-5.04%
Total	\$21,298,400	\$21,506,806	\$208,406	.98%



Holland Central School 2022-2023 Proposed Revenue Budget

Revenue Budget

	2021-2022	2022-2023	Change	% Change
Interfund & Approp FB	\$522,890	\$545,000	\$22,110	4.23%
Misc Revenues	\$443,978	\$424,131	-\$19,847	-4.47%
Property Tax Levy	\$7,935,126	\$8,172,386	\$237,260	2.99%
Sales Tax	\$1,000,000	\$1,200,000	\$200,000	20.00%
State Aid	\$11,396,406	\$11,165,289	-\$231,117	-2.03%
Total	\$21,297,400	\$21,506,806	\$208,406	0.98%

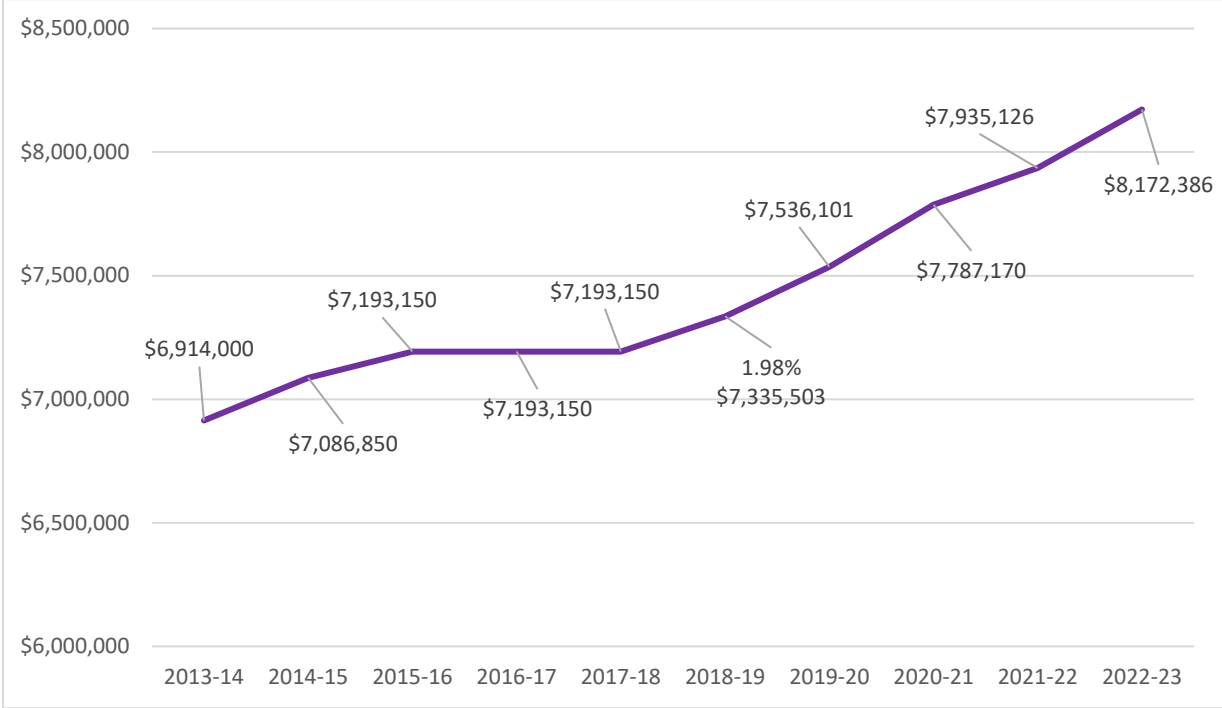
Estimated Tax Impact

Estimated Tax Impact

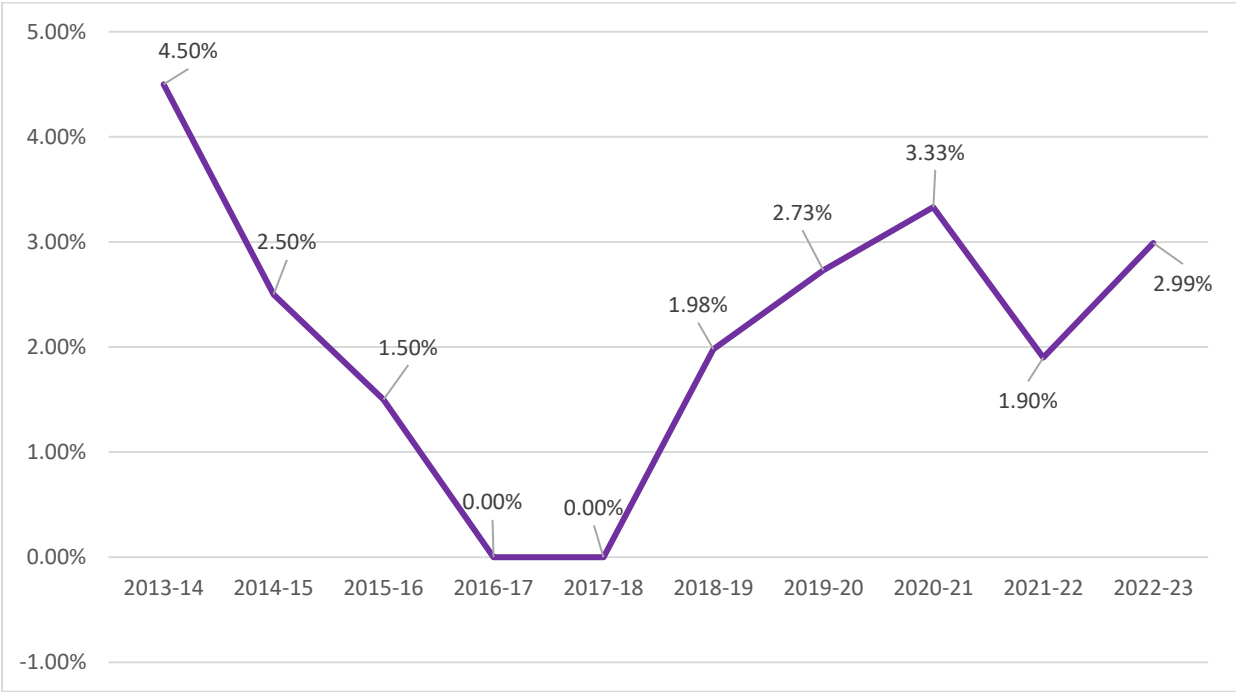
	Rate in 2021-2022	Rate in 2022-2023	Increase Per \$100K
Aurora	\$40.14	\$41.34	\$1.20
Colden	\$34.22	\$35.25	\$1.03
Concord	\$32.31	\$33.29	\$0.98
Holland	\$16.62	\$17.12	\$0.50
Sardinia	\$24.75	\$25.50	\$0.75
Wales	\$33.24	\$34.24	\$1.00
Java	\$13.45	\$13.80	\$0.35
Sheldon	\$13.45	\$13.80	\$0.35

Rates are estimates based on assessment values, equalization rates and exemptions from 2021-2022.

HCS Ten Year Tax Levy History by Amount



HCS Ten Year Tax Levy History by Percent



Candidates for the Board of Education

1. Russell Clothier, Jr.

One vacancy - five-year term

About Holland Central School

Mailing Address – 103 Canada Street, Holland NY 14080

Phone Numbers-

District Office-	(716) 537-8202
Harold O. Brumsted Elementary	(716) 537-8250
Holland Middle School	(716) 537-8275
Holland High School	(716) 537-8221

Administration-

Eric J. Lawton, Superintendent of Schools,
Sarah Wittmeyer, Director of Curriculum
Shannon Cavanaugh, Director of Pupil Personnel Services
Jason Jacobs, Principal, Holland High School
Bryan Ford, Principal, Holland Middle School
Kelly Wetzler, Principal, Harold O. Brumsted Elementary
Christine Ljungberg, School Business Official
Lynette Cracchiola, District Clerk

Board of Education-

Mr. Brian Jones, President
Mrs. Kelleen Kensy, Vice President
Mr. Gerald Vella
Mrs. Bonnie Meahl Rowe
Mr. Russel Clothier Jr.
Mrs. Paula Leach
Mrs. Mary Jo Szucs

NYS - Real Property System
 County of Erie
John G. Colden

Assessor's Report - 2021 - Prior Year File
 S495 Exemption Impact Report
 School District Summary

RP5221/V04/L001
 Date/Time - 4/21/2022 09:53:39
 Total Assessed Value 51,232,189

Equalized Total Assessed Value 150,682,909

School District - 145001 Holland Central

Exemption Code	Exemption Name	Statutory Authority	Number of Exemptions	Total Equalized Value of Exemptions	Percent of Value Exempted	
12100	NYS - GENERALLY	RPPL 404(1)	1	308,824	0.20	
13100	CO - GENERALLY	RPPL 408(1)	2	568,529	0.38	
13500	TOWN - GENERALLY	RPPL 408(1)	1	845,588	0.56	
25130	NONPROF CORP - CHAR (CONST PRO	RPPL 420-a	2	220,588	0.15	
25230	NONPROF CORP - MORAL/MENTAL IM	RPPL 420-a	1	281,176	0.19	
27350	PRIVATELY OWNED CEMETERY LAND	RPPL 446	1	4,706	0.00	
30300	SOLAR OR WIND ENERGY SYSTEM	RPPL 487	2	338,235	0.22	
41120	ALT VET EX-WAR PERIOD-NON-COMB	RPPL 458-a	36	679,968	0.45	
41124	ALT VET EX-WAR PERIOD-NON-COMB	RPPL 458-a	1	18,888	0.01	
41130	ALT VET EX-WAR PERIOD-COMBAT	RPPL 458-a	17	528,344	0.35	
41134	ALT VET EX-WAR PERIOD-COMBAT	RPPL 458-a	1	31,482	0.02	
41140	ALT VET EX-WAR PERIOD-DISABILI	RPPL 458-a	5	314,825	0.21	
41300	PARAPLEGIC VETS	RPPL 458(3)	1	399,118	0.26	
41700	AGRICULTURAL BUILDING	RPPL 483	9	453,059	0.30	
41720	AGRICULTURAL DISTRICT	AG-MKTS L 305	4	155,589	0.10	
41730	AGRIC LAND-INDIV NOT IN AG DIS	AG MKTS L 306	14	715,341	0.47	
41804	PERSONS AGE 65 OR OVER	RPPL 467	5	269,062	0.17	
41834	ENHANCED STAR	RPPL 425	77	5,605,138	3.72	
41854	BASIC STAR 1999-2000	RPPL 425	189	5,836,698	3.87	
42100	SILOS, MANURE STORAGE TANKS,	RPPL 483-a	2	35,589	0.02	
49500	SOLAR OR WIND ENERGY SYSTEM	RPPL 487	3	122,647	0.08	
Total Exemptions Exclusive of System Exemptions:				374	17,723,394	11.76
Total System Exemptions:				0	0	0.00
Totals:				374	17,723,394	11.76

Values have been equalized using the Uniform Percentage of Value. The Exempt amounts do not take into consideration, payments in lieu of taxes or other payments for municipal services.

Amount, if any, attributable to payments in lieu of taxes: _____

NYS - Real Property System
 County of Erie
Town of Aquebogue

Assessor's Report - 2021 - Prior Year File
 S495 Exemption Impact Report
 School District Summary

Date/Time - 4/14/2022 10:28:22
 Total Assessed Value 6,110,403

Equalized Total Assessed Value 21,070,355

School District - 145001 Holland Central

Exemption Code	Exemption Name	Statutory Authority	Number of Exemptions	Total Equalized Value of Exemptions	Percent of Value Exempted
13100	CO - GENERALLY	RPTL 406(1)	1	54,483	0.26
25120	NONPROF CORP - EDUCL(CONST PRC	RPTL 420-a	5	492,759	2.34
25130	NONPROF CORP - CHAR (CONST PRO	RPTL 420-a	1	43,103	0.20
41120	ALT VET EX-WAR PERIOD-NON-COMB	RPTL 458-a	2	37,552	0.18
41130	ALT VET EX-WAR PERIOD-COMBAT	RPTL 458-a	2	62,586	0.30
41134	ALT VET EX-WAR PERIOD-COMBAT	RPTL 458-a	1	31,293	0.15
41140	ALT VET EX-WAR PERIOD-DISABILI	RPTL 458-a	1	15,821	0.08
41400	CLERGY	RPTL 460	2	10,344	0.05
41720	AGRICULTURAL DISTRICT	AG-MKTSL 305	4	95,124	0.45
41800	PERSONS AGE 65 OR OVER	RPTL 467	1	86,207	0.41
41804	PERSONS AGE 65 OR OVER	RPTL 467	1	24,345	0.12
41834	ENHANCED STAR	RPTL 425	16	1,180,144	5.60
41854	BASIC STAR 1999-2000	RPTL 425	35	1,095,860	5.20
Total Exemptions Exclusive of System Exemptions:				3,229,611	15.33
Total System Exemptions:				0	0.00
Totals:				3,229,611	15.33

Values have been equalized using the Uniform Percentage of Value. The Exempt amounts do not take into consideration, payments in lieu of taxes or other payments for municipal services.

Amount, if any, attributable to payments in lieu of taxes: _____

NYS - Real Property System
 County of Erie
Holland

Assessor's Report - 2022 - Current Year File
 S495 Exemption Impact Report
 School District Summary
 Date/Time - 4/21/2022 15:35:33
 RP SZ31V041L001
 Total Assessed Value 270,541,313

School District - 145001 Holland Central
 Equalized Total Assessed Value 389,487,890

Exemption Code	Exemption Name	Statutory Authority	Number of Exemptions	Total Equalized Value of Exemptions	Percent of Value Exempted
12100	NYS - GENERALLY	RPTL 404(1)	2	518,286	0.13
13100	CO - GENERALLY	RPTL 404(1)	7	3,257,487	0.84
13300	TOWN - GENERALLY	RPTL 404(1)	10	2,833,823	0.73
13800	SCHOOL DISTRICT	RPTL 408	4	95,742,572	5.31
25110	NONPROF CORP - RELIG/CONST PRO	RPTL 420-a	4	2,858,000	0.66
25120	NONPROF CORP - EDUC/CONST PRO	RPTL 420-b	1	507,288	0.13
25900	NONPROF CORP - SPECIFIED USES	RPTL 420-b	3	3,008,298	0.78
25400	INC VOLUNTEER FIRE CO OR DEPT	RPTL 444(2)	4	1,185,425	0.31
27350	PRIVATELY OWNED CEMETERY LAND	RPTL 448	5	311,144	0.08
32000	TAX SALE - COUNTY OWNED	RPTL 409(6)	1	9,714	0.00
41120	ALT VET EX-WAR PERIOD-NON-COMB	RPTL 453-a	1	1,221,113	0.32
41124	ALT VET EX-WAR PERIOD-NON-COMB	RPTL 453-a	52	190,000	0.05
41130	ALT VET EX-WAR PERIOD-COMBAT	RPTL 453-a	10	1,455,175	0.36
41134	ALT VET EX-WAR PERIOD-COMBAT	RPTL 453-a	47	150,000	0.04
41140	ALT VET EX-WAR PERIOD-DISABIL	RPTL 453-a	5	1,378,401	0.36
41144	ALT VET EX-WAR PERIOD-DISABIL	RPTL 453-a	27	240,000	0.06
41400	CLERGY	RPTL 460	4	2,143	0.00
41700	AGRICULTURAL BUILDING	RPTL 482	1	1,023,143	0.26
41720	AGRICULTURAL DISTRICT	AG-ARTS L 305	7	2,525,311	0.65
41730	AGRIC LAND/INDIVY NOT IN AG DIS	AG-ARTS L 306	99	57,428	0.01
41800	PERSONS AGE 65 OR OVER	RPTL 487	4	531,077	0.13
41804	PERSONS AGE 65 OR OVER	RPTL 487	7	465,254	0.12
41834	ENHANCED STAR	RPTL 425	13	17,856,838	4.59
41854	BASIC STAR :999-2000	RPTL 425	224	18,671,931	4.82
42100	SILOS, MANURE STORAGE TANKS,	RPTL 453-a	517	102,706	0.03
47100	Mass Takeover Ceiling	RPTL 5159-9999	4	54,013	0.01

NYS - Real Property System
 County of Erie
Dunn of Sale

Assessor's Report - 2021 - Prior Year File
 S495 Exemption Impact Report
 School District Summary

RPS221V04/L001
 Date/Time - 4/27/2022 10:31:06
 Total Assessed Value 33,863,183

School District - 145001 Holland Central

Equalized Total Assessed Value 96,180,523

Exemption Code	Exemption Name	Statutory Authority	Number of Exemptions	Total Equalized Value of Exemptions	Percent of Value Exempted	
25120	NONPROF CORP - EDUC(CONST PRC	RPTL 420-a	9	7,514,286	7.81	
26400	INC VOLUNTEER FIRE CO OR DEPT	RPTL 464(2)	1	8,857	0.01	
27350	PRIVATELY OWNED CEMETERY LAND	RPTL 446	1	76,000	0.08	
41120	ALT VET EX-WAR PERIOD-NON-COMB	RPTL 458-a	16	285,343	0.30	
41124	ALT VET EX-WAR PERIOD-NON-COMB	RPTL 458-a	1	18,000	0.02	
41130	ALT VET EX-WAR PERIOD-COMBAT	RPTL 458-a	12	360,000	0.37	
41134	ALT VET EX-WAR PERIOD-COMBAT	RPTL 458-a	3	90,000	0.09	
41140	ALT VET EX-WAR PERIOD-DISABILI	RPTL 458-a	6	321,257	0.33	
41700	AGRICULTURAL BUILDING	RPTL 483	4	954,896	0.99	
41720	AGRICULTURAL DISTRICT	AG-MKTS L 305	30	1,503,940	1.56	
41800	PERSONS AGE 65 OR OVER	RPTL 467	2	122,852	0.13	
41804	PERSONS AGE 65 OR OVER	RPTL 467	3	64,085	0.07	
41834	ENHANCED STAR	RPTL 425	52	3,789,600	3.94	
41864	BASIC STAR 1999-2000	RPTL 425	132	4,119,410	4.28	
49500	SOLAR OR WIND ENERGY SYSTEM	RPTL 487	3	207,194	0.22	
50000	SYSTEM CODE	STATUTORY AUTH NOT DEFINED	1	571	0.00	
Total Exemptions Exclusive of System Exemptions:				275	19,435,680	20.21
Total System Exemptions:				1	571	0.00
Totals:				276	19,436,251	20.21

Values have been equalized using the Uniform Percentage of Value. The Exempt amounts do not take into consideration, payments in lieu of taxes or other payments for municipal services.

Amount, if any, attributable to payments in lieu of taxes: _____

NYS - Real Property System
 County of Erie
 Assessor's Report - 2022 - Current Year File
 \$495 Exemption Impact Report
 School District Summary
 Date/Time
 Total Assessed Value

Equalized Total Assessed Value 388,437,590

School District - 145001 Holland Central

Exemption Code	Exemption Name	Statutory Authority	Number of Exemptions	Total Equalized Value of Exemptions
47403	FOREST LAND CERTD AFTER 8/74	RPTL 490-a	2	204,090

Total Exemptions Exclusive of System Exemptions: 1,097 98,383,640

Total System Exemptions: 0 0

Totals: 1,097 98,383,640

Values have been equalized using the Uniform Percentage of Value. The Exempt amounts do not take into consideration, payments in lieu of taxes or other payments for municipal services.

Amount, if any, attributable to payments in lieu of taxes: _____

NYS - Real Property System
County of Wyoming

Assessor's Report - 2021 - Prior Year File
S495 Exemption Impact Report
School District Summary

RPSS221/V04/L001
Date/Time - 4/25/2022 09:31:59
Total Assessed Value 46,679,275

School District - 145001 Holland

Equalized Total Assessed Value 46,679,275

Exemption Code	Exemption Name	Statutory Authority	Number of Exemptions	Total Equalized Value of Exemptions	Percent of Value Exempted
13500	TOWN - GENERALLY	RP TL 406(1)	1	8,000	0.02
25110	NONPROF CORP - RELIG(CONST PRO	RP TL 420-a	2	234,200	0.50
25300	NONPROF CORP - SPECIFIED USES	RP TL 420-b	1	63,000	0.13
26100	VETERANS ORGANIZATION	RP TL 452	1	63,000	0.13
26400	INC VOLUNTEER FIRE CO OR DEPT	RP TL 464(2)	1	250,300	0.54
27350	PRIVATELY OWNED CEMETERY LAND	RP TL 446	3	132,100	0.28
41120	ALT VET EX-WAR PERIOD-NON-COMB	RP TL 458-a	12	204,600	0.44
41126	ALT VET EX-WAR PERIOD-NON-COMB	RP TL 458-a	2	36,000	0.08
41130	ALT VET EX-WAR PERIOD-COMBAT	RP TL 458-a	9	252,825	0.54
41140	ALT VET EX-WAR PERIOD-DISABILI	RP TL 458-a	6	287,580	0.62
41300	PARAPLEGIC VETS	RP TL 458(3)	1	190,000	0.41
41720	AGRICULTURAL DISTRICT	AG-MKTS L 305	28	2,161,865	4.63
41800	PERSONS AGE 65 OR OVER	RP TL 467	1	38,700	0.08
41804	PERSONS AGE 65 OR OVER	RP TL 467	4	132,094	0.28
41805	PERSONS AGE 65 OR OVER	RP TL 467	1	37,050	0.08
41834	ENHANCED STAR	RP TL 425	41	2,766,442	5.93
41854	BASIC STAR 1999-2000	RP TL 425	127	3,801,125	8.14
42100	SILOS, MANURE STORAGE TANKS,	RP TL 483-a	2	17,600	0.04
47100	Mass Telecomm Ceiling	RP TL S499-qqqq	2	51,589	0.11
47610	BUSINESS INVESTMENT PROPERTY P	RP TL 485-b	1	11,060	0.02
49500	SOLAR OR WIND ENERGY SYSTEM	RP TL 487	2	20,500	0.04
Total Exemptions Exclusive of System Exemptions:					23.05
Total System Exemptions:					0.00
Totals:					23.05

Values have been equalized using the Uniform Percentage of Value. The Exempt amounts do not take into consideration, payments in lieu of taxes or other payments for municipal services.

Amount, if any, attributable to payments in lieu of taxes:

HOLLAND CSD - NEW YORK STATE REPORT CARD [2020 - 21]

The New York State Report Card is an important part of the Board of Regents' effort to create educational equity and raise learning standards for all students. Knowledge gained from the report card on a school's or district's strengths and weaknesses can be used to improve instruction and services to students. The report card provides information to the public on school/district staff, students, and measures of school and district performance as required by the Every Student Succeeds Act (ESSA). Fundamentally, ESSA is about creating a set of interlocking strategies to promote educational equity by providing support to districts and schools as they work to ensure that every student succeeds. New York State is committed to ensuring that all students succeed and thrive in school no matter who they are, where they live, where they go to school, or where they come from.

Due to COVID-19 and changes to New York State testing, accountability, and federal reporting requirements, 2021-22 district and school accountability statuses are the same as those assigned for the 2020-21 school year. For informational purposes, accountability graduation rates and chronic absenteeism data are reported. August 2020, January 2021, and some June 2021 Regents examinations were canceled. For more information, please see the NYSED Waiver Memorandum and NYS Board of Regents Announcement.

NATIONAL ASSESSMENT OF EDUCATION PROGRESS (NAEP) RESULTS (2018-19)

National Assessment of Education Progress (NAEP) are reported for statewide (New York State) and national results only. District- and school-level results are not reported for NAEP.

NEW YORK STATE NAEP GRADE 4

SUBGROUP	READING				MATH			
	BELOW BASIC	BASIC	PROFICIENT	ADVANCED	BELOW BASIC	BASIC	PROFICIENT	ADVANCED
All Students	34%	31%	26%	8%	24%	40%	29%	8%
Students with Disabilities	73%	18%	7%	1%	61%	30%	7%	2%
American Indian or Alaska Native	*	*	*	*	*	*	*	*
Asian	21%	27%	34%	17%	8%	23%	43%	26%
Native Hawaiian/Other Pacific Islander	*	*	*	*	*	*	*	*
Black or African American	53%	31%	14%	2%	43%	40%	16%	1%
Hispanic or Latino	45%	32%	19%	4%	33%	45%	19%	2%
White	24%	32%	33%	11%	14%	39%	38%	9%
Multiracial	24%	23%	35%	18%	15%	42%	31%	12%
English Language Learners	78%	17%	4%	*	51%	40%	8%	1%
Economically Disadvantaged	49%	31%	17%	3%	33%	43%	21%	3%

NEW YORK STATE NAEP GRADE 8

SUBGROUP	READING				MATH			
	BELOW BASIC	BASIC	PROFICIENT	ADVANCED	BELOW BASIC	BASIC	PROFICIENT	ADVANCED
All Students	30%	38%	28%	4%	34%	32%	22%	11%
Students with Disabilities	58%	31%	10%	1%	72%	22%	5%	2%
American Indian or Alaska Native	*	*	*	*	*	*	*	*
Asian	21%	33%	36%	10%	15%	25%	29%	31%
Native Hawaiian/Other Pacific Islander	*	*	*	*	*	*	*	*
Black or African American	43%	38%	17%	1%	55%	30%	12%	3%
Hispanic or Latino	41%	38%	19%	2%	49%	35%	14%	3%
White	20%	39%	35%	6%	23%	33%	29%	15%
Multiracial	*	*	*	*	*	*	*	*
English Language Learners	83%	16%	1%	*	88%	10%	2%	*
Economically Disadvantaged	40%	38%	20%	2%	47%	32%	16%	5%

*There are not sufficient data for this subgroup.

NEW YORK STATE NAEP PARTICIPATION RATES

	Grade 4 Participation Rate		Grade 8 Participation Rate	
	READING	MATH	READING	MATH
All Students	89%	89%	84%	85%
Students with Disabilities	87%	87%	92%	95%
English Language Learners	89%	90%	88%	90%

NATIONAL NAEP GRADE 4

SUBGROUP	READING				MATH			
	BELOW BASIC	BASIC	PROFICIENT	ADVANCED	BELOW BASIC	BASIC	PROFICIENT	ADVANCED
All Students	35%	31%	26%	9%	20%	40%	32%	9%
Students with Disabilities	70%	18%	9%	2%	51%	33%	14%	3%
American Indian or Alaska Native	50%	30%	17%	3%	32%	43%	22%	4%
Asian	18%	25%	35%	22%	7%	23%	41%	29%
Native Hawaiian/Other Pacific Islander	45%	31%	20%	4%	30%	40%	24%	5%
Black or African American	53%	30%	15%	3%	35%	45%	18%	2%
Hispanic or Latino	46%	31%	19%	4%	27%	45%	24%	3%
White	24%	31%	32%	12%	12%	36%	40%	12%
Multiracial	28%	32%	29%	11%	17%	40%	34%	10%
English Language Learners	65%	25%	8%	1%	41%	43%	15%	1%
Economically Disadvantaged	48%	31%	18%	3%	29%	45%	23%	3%

NATIONAL NAEP GRADE 8

SUBGROUP	READING				MATH			
	BELOW BASIC	BASIC	PROFICIENT	ADVANCED	BELOW BASIC	BASIC	PROFICIENT	ADVANCED
All Students	28%	39%	29%	4%	32%	35%	23%	10%
Students with Disabilities	64%	27%	8%	1%	68%	23%	7%	2%
American Indian or Alaska Native	40%	41%	19%	1%	48%	37%	13%	3%
Asian	13%	30%	43%	13%	12%	24%	31%	33%
Native Hawaiian/Other Pacific Islander	38%	38%	23%	2%	47%	34%	15%	4%
Black or African American	47%	39%	14%	1%	54%	33%	11%	2%
Hispanic or Latino	38%	40%	20%	1%	43%	37%	16%	3%
White	19%	39%	36%	5%	21%	36%	30%	13%
Multiracial	24%	40%	31%	5%	28%	36%	25%	11%
English Language Learners	73%	24%	3%	*	73%	22%	4%	1%
Economically Disadvantaged	40%	40%	18%	1%	46%	36%	15%	3%

*There are not sufficient data for this subgroup.

NATIONAL NAEP PARTICIPATION RATES

	Grade 4 Participation Rate		Grade 8 Participation Rate	
	READING	MATH	READING	MATH
All Students	93%	93%	91%	92%
Students with Disabilities	89%	90%	90%	92%
English Language Learners	94%	95%	92%	93%

TOTAL COHORT GRADUATION RATE (2020-21)

Graduation Rate data are for students who first entered grade 9, four years prior to this reporting year. Graduates are as of August following the close of the reporting year. Click on High School Graduation Rate Data report to see district and state comparisons and to filter on gender, ethnicity, and other student subgroups or by 5- and 6-year graduation rates.

Subgroup	Total	GRAD RATE		REGENTS WITH ADVANCED DESIGNATION		REGENTS DIPLOMA		LOCAL DIPLOMA		NON DIPLOMA CRED		STILL ENROLLED		GED TRANSFER		DROPOUT	
		#	%	#	%	#	%	#	%	#	%	#	%	#	%	#	%
All Students	57	53	93%	25	44%	26	46%	2	4%	2	4%	1	2%	0	0%	1	2%
Female	21	20	95%	11	52%	9	43%	0	0%	0	0%	1	5%	0	0%	0	0%
Male	36	33	92%	14	39%	17	47%	2	6%	2	6%	0	0%	0	0%	1	3%
American Indian or Alaska Native	0	0	0%	0	0%	0	0%	0	0%	0	0%	0	0%	0	0%	0	0%
Asian or Native Hawaiian/Other Pacific Islander	0	0	0%	0	0%	0	0%	0	0%	0	0%	0	0%	0	0%	0	0%
Black or African American	0	0	0%	0	0%	0	0%	0	0%	0	0%	0	0%	0	0%	0	0%
Hispanic or Latino	1	—	—	—	—	—	—	—	—	—	—	—	—	—	—	—	—
White	56	—	—	—	—	—	—	—	—	—	—	—	—	—	—	—	—
Multiracial	0	0	0%	0	0%	0	0%	0	0%	0	0%	0	0%	0	0%	0	0%
General Education Students	47	46	98%	24	51%	22	47%	0	0%	0	0%	0	0%	0	0%	1	2%
Students with Disabilities	10	7	70%	1	10%	4	40%	2	20%	2	20%	1	10%	0	0%	0	0%
English Language Learner	0	0	0%	0	0%	0	0%	0	0%	0	0%	0	0%	0	0%	0	0%
Non-English Language Learner	57	53	93%	25	44%	26	46%	2	4%	2	4%	1	2%	0	0%	1	2%
Economically Disadvantaged	14	14	100%	4	29%	8	57%	2	14%	0	0%	0	0%	0	0%	0	0%
Not Economically Disadvantaged	43	39	91%	21	49%	18	42%	0	0%	2	5%	1	2%	0	0%	1	2%

Subgroup	Total	GRAD RATE		REGENTS WITH ADVANCED DESIGNATION		REGENTS DIPLOMA		LOCAL DIPLOMA		NON DIPLOMA CRED		STILL ENROLLED		GED TRANSFER		DROPOUT	
		#	%	#	%	#	%	#	%	#	%	#	%	#	%	#	%
Migrant	0	0	0%	0	0%	0	0%	0	0%	0	0%	0	0%	0	0%	0	0%
Not Migrant	57	53	93%	25	44%	26	46%	2	4%	2	4%	1	2%	0	0%	1	2%
Parent in Armed Forces	0	0	0%	0	0%	0	0%	0	0%	0	0%	0	0%	0	0%	0	0%
Parent Not in Armed Forces	57	53	93%	25	44%	26	46%	2	4%	2	4%	1	2%	0	0%	1	2%
Homeless	0	0	0%	0	0%	0	0%	0	0%	0	0%	0	0%	0	0%	0	0%
Not Homeless	57	53	93%	25	44%	26	46%	2	4%	2	4%	1	2%	0	0%	1	2%
In Foster Care	0	0	0%	0	0%	0	0%	0	0%	0	0%	0	0%	0	0%	0	0%
Not in Foster Care	57	53	93%	25	44%	26	46%	2	4%	2	4%	1	2%	0	0%	1	2%

© COPYRIGHT NEW YORK STATE EDUCATION DEPARTMENT, ALL RIGHTS RESERVED.


THIS DOCUMENT WAS CREATED ON: APRIL 20, 2022, 12:29 PM EST

These enrollment data are collected as part of NYSED's Student Information Repository System (SIRS). These counts are as of "BEDS Day" which is typically the first Wednesday in October. Available are enrollment counts for public and charter school students by various demographics for the 2020 - 21 school year. For nonpublic school enrollment data please see the Non-Public School Enrollment and Staff information on our Information and Reporting Services webpage.

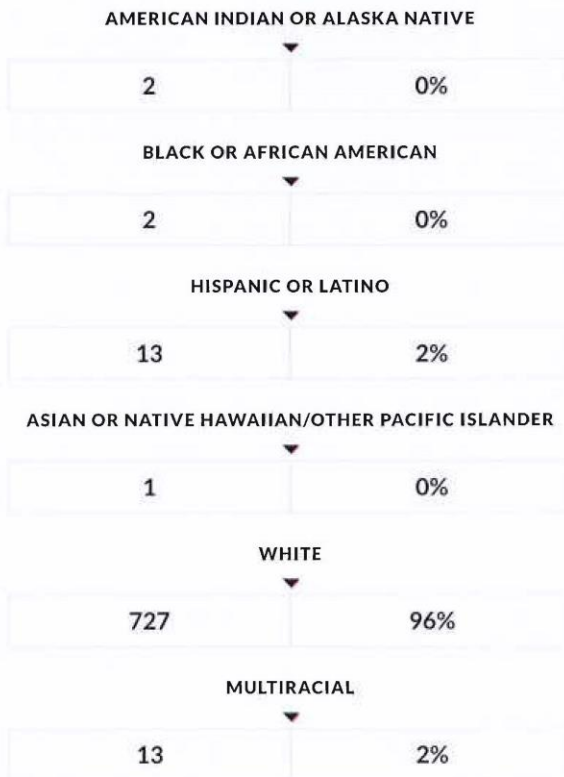
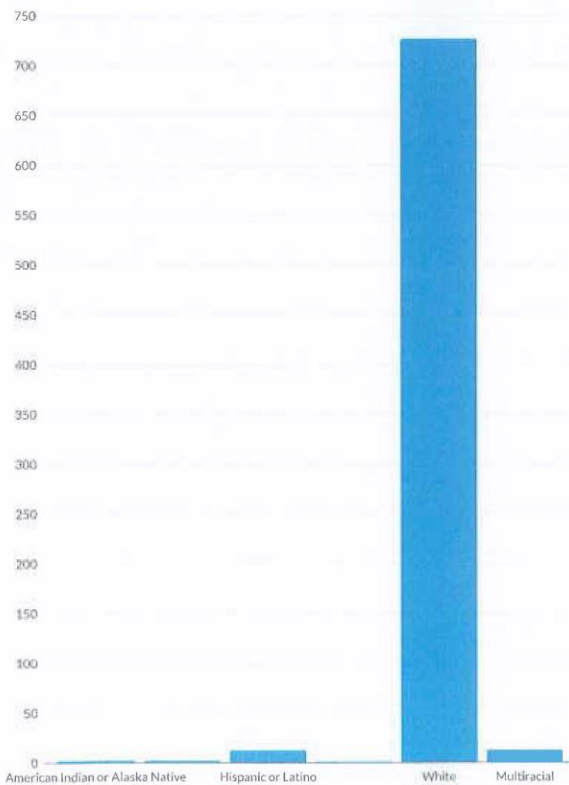
HOLLAND CSD ENROLLMENT (2020 - 21)

K-12 Enrollment: 758

ENROLLMENT BY GENDER



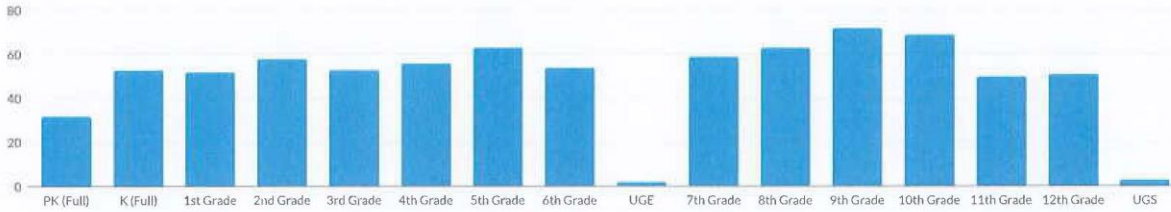
ENROLLMENT BY ETHNICITY



OTHER GROUPS

ENGLISH LANGUAGE LEARNERS		STUDENTS WITH DISABILITIES		ECONOMICALLY DISADVANTAGED	
—	—	128	17%	279	37%
MIGRANT		HOMELESS		FOSTER CARE	
—	—	—	—	—	—
PARENT IN ARMED FORCES					
—	—				

ENROLLMENT BY GRADE



PRE-K (FULL DAY)	32	4%	K (FULL DAY)	53	7%	1ST GRADE	52	7%	2ND GRADE	58	7%
3RD GRADE	53	7%	4TH GRADE	56	7%	5TH GRADE	63	8%	6TH GRADE	54	7%
UNGRADED ELEMENTARY	2	0%	7TH GRADE	59	7%	8TH GRADE	63	8%	9TH GRADE	72	9%
10TH GRADE	69	9%	11TH GRADE	50	6%	12TH GRADE	51	6%	UNGRADED SECONDARY	3	0%

© COPYRIGHT NEW YORK STATE EDUCATION DEPARTMENT, ALL RIGHTS RESERVED.

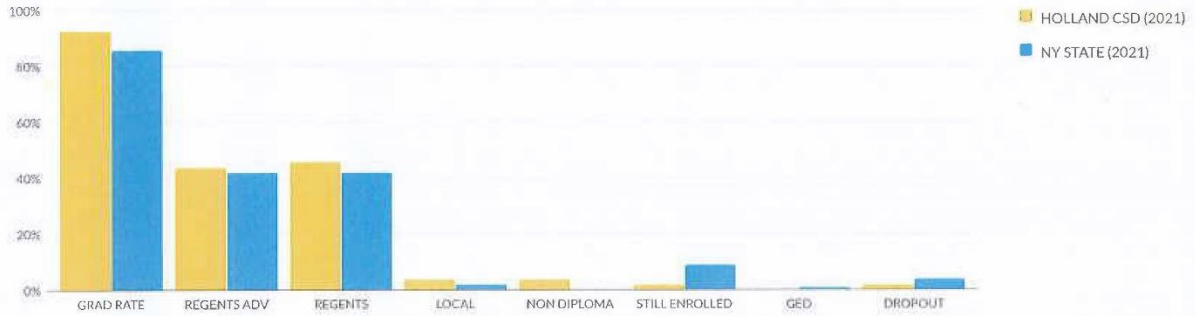
THIS DOCUMENT WAS CREATED ON: APRIL 20, 2022, 12:30 PM EST

HOLLAND CSD GRADUATION RATE DATA 4 YEAR OUTCOME AS OF AUGUST 2021

Graduation Rate Data are reported for a 9th grade cohort, as of the 4th year of high school - August. The "Filter this data" function, below, provides the ability to display Graduation Rate Data of high school as of the 4th year - June, the 5th year - June and August, and the 6th year - June and August. For school years prior to 2018-19, 5th year - August and 6th year - August are not available.

Data is reported by educational institutions to the State Education Department throughout the school year and available for verification by districts until the close of the state data warehouse in August. District superintendents certify data is accurate in September. For the most updated information, please contact the school district.

Complete information on the types of diploma credentials, which can be earned and the criteria for each, see: [Diploma Requirements](#).



GRADUATION RATE

Subgroup	Total	GRAD RATE		REGENTS WITH ADVANCED DESIGNATION		REGENTS DIPLOMA		LOCAL DIPLOMA		NON DIPLOMA CRED		STILL ENROLLED		GED TRANSFER		DROPOUT	
		#	%	#	%	#	%	#	%	#	%	#	%	#	%	#	%
All Students	57	53	93%	25	44%	26	46%	2	4%	2	4%	1	2%	0	0%	1	2%
Female	21	20	95%	11	52%	9	43%	0	0%	0	0%	1	5%	0	0%	0	0%
Male	36	33	92%	14	39%	17	47%	2	6%	2	6%	0	0%	0	0%	1	3%
General Education Students	47	46	98%	24	51%	22	47%	0	0%	0	0%	0	0%	0	0%	1	2%
Students with Disabilities	10	7	70%	1	10%	4	40%	2	20%	2	20%	1	10%	0	0%	0	0%
American Indian or Alaska Native	0	0	0%	0	0%	0	0%	0	0%	0	0%	0	0%	0	0%	0	0%
Asian or Native Hawaiian/Other Pacific Islander	0	0	0%	0	0%	0	0%	0	0%	0	0%	0	0%	0	0%	0	0%
Black or African American	0	0	0%	0	0%	0	0%	0	0%	0	0%	0	0%	0	0%	0	0%
Hispanic or Latino	1	-	-	-	-	-	-	-	-	-	-	-	-	-	-	-	-
White	56	-	-	-	-	-	-	-	-	-	-	-	-	-	-	-	-
Multiracial	0	0	0%	0	0%	0	0%	0	0%	0	0%	0	0%	0	0%	0	0%
Economically Disadvantaged	14	14	100%	4	29%	8	57%	2	14%	0	0%	0	0%	0	0%	0	0%
Not Economically Disadvantaged	43	39	91%	21	49%	18	42%	0	0%	2	5%	1	2%	0	0%	1	2%
English Language Learner	0	0	0%	0	0%	0	0%	0	0%	0	0%	0	0%	0	0%	0	0%
Non-English Language Learner	57	53	93%	25	44%	26	46%	2	4%	2	4%	1	2%	0	0%	1	2%
In Foster Care	0	0	0%	0	0%	0	0%	0	0%	0	0%	0	0%	0	0%	0	0%
Not In Foster Care	57	53	93%	25	44%	26	46%	2	4%	2	4%	1	2%	0	0%	1	2%
Homeless	0	0	0%	0	0%	0	0%	0	0%	0	0%	0	0%	0	0%	0	0%
Not Homeless	57	53	93%	25	44%	26	46%	2	4%	2	4%	1	2%	0	0%	1	2%
Migrant	0	0	0%	0	0%	0	0%	0	0%	0	0%	0	0%	0	0%	0	0%
Not Migrant	57	53	93%	25	44%	26	46%	2	4%	2	4%	1	2%	0	0%	1	2%
Parent in Armed Forces	0	0	0%	0	0%	0	0%	0	0%	0	0%	0	0%	0	0%	0	0%
Parent Not in Armed Forces	57	53	93%	25	44%	26	46%	2	4%	2	4%	1	2%	0	0%	1	2%

© COPYRIGHT NEW YORK STATE EDUCATION DEPARTMENT, ALL RIGHTS RESERVED.

THIS DOCUMENT WAS CREATED ON: APRIL 20, 2022, 12:30 PM EST

NATIONAL ASSESSMENT OF EDUCATION PROGRESS (NAEP) RESULTS (2018-19)

National Assessment of Education Progress (NAEP) are reported for statewide (New York State) and national results only. District- and school-level results are not reported for NAEP.

NEW YORK STATE NAEP GRADE 4

SUBGROUP	READING				MATH			
	BELOW BASIC	BASIC	PROFICIENT	ADVANCED	BELOW BASIC	BASIC	PROFICIENT	ADVANCED
All Students	34%	31%	26%	8%	24%	40%	29%	8%
Students with Disabilities	73%	18%	7%	1%	61%	30%	7%	2%
American Indian or Alaska Native	*	*	*	*	*	*	*	*
Asian	21%	27%	34%	17%	8%	23%	43%	26%
Native Hawaiian/Other Pacific Islander	*	*	*	*	*	*	*	*
Black or African American	53%	31%	14%	2%	43%	40%	16%	1%
Hispanic or Latino	45%	32%	19%	4%	33%	45%	19%	2%
White	24%	32%	33%	11%	14%	39%	38%	9%
Multiracial	24%	23%	35%	18%	15%	42%	31%	12%
English Language Learners	78%	17%	4%	*	51%	40%	8%	1%
Economically Disadvantaged	49%	31%	17%	3%	33%	43%	21%	3%