

Holland Central School District

2021-2022 Budget Disclosure

Public Hearing
May 10, 2021
6:30 p.m.
Holland Community Center
3 Legion Dr, Holland, NY 14080

Budget Vote
May 18, 2021
7 a.m.- 8 p.m.
Holland Community Center
3 Legion Dr, Holland, NY 14080

PROPOSITION NO. 1 - 2021-2022 BUDGET

RESOLVED, that the budget for the Holland Central School District for the fiscal year commencing July 1, 2021 and ending June 30, 2022, as presented by the Board of Education in the amount of \$21,298,400 be hereby approved and adopted, and the required funds therefor are hereby appropriated and the necessary real property taxes required shall be raised by a tax on the taxable property in the District to be levied and collected as required by law.

BE IT FURTHER RESOLVED, that the sum of \$7,935,126 being the total maximum estimated cost, or so much thereof as may be necessary, shall be raised by the levy of a tax upon the taxable property in the district and collected in annual installments as provided by section 416 of the education law; and in anticipation of such tax, obligations of the district shall be issued.

PROPOSITION NO. 2 - PURCHASE AND FINANCING OF SCHOOL BUSES

RESOLVED, that the Board of Education of the Holland Central School District (the "District") is hereby authorized to purchase school buses (and related equipment) for use in the transportation program of the District, an estimated maximum cost of \$256,468, and to expend therefor an aggregate sum not to exceed \$256,468; and be it further

RESOLVED, that the sum of \$256,468 (which may include certain up-front financing costs), plus an amount for interest thereon, shall be funded by the levy of a tax upon the taxable property of the District and collected in annual installments as provided by Section 416 of the Education Law; and be it further

RESOLVED, that in anticipation of such tax, bonds or other obligations (including, without limitation, obligations arising under leases, lease/purchase contracts or installment purchase contracts having a term of not more than five years) of the District shall be issued or entered into in accordance with applicable provisions of New York State law; and be it further

RESOLVED, that New York State Transportation Aid funds expected to be received by the District are anticipated to offset a substantial part of such costs, and such funds, to the extent received, shall be applied to offset and reduce the amount of taxes herein authorized to be levied.

PROPOSITION NO. 3 - CAPITAL IMPROVEMENTS PROJECT, 2021

RESOLVED, that (a) the Board of Education (the "Board") of the Holland Central School District, Erie County, New York (the "District") is hereby authorized to undertake a "Capital Improvements Project, 2021" (the "Project") consisting of the reconstruction, rehabilitation and renovation, in part, and the construction of improvements and upgrades to, various District buildings and facilities (and the sites thereof) to implement various health, safety, accessibility and Code compliance measures and various other measures that are included and generally described in (but are not to be limited by) the Project Plan that was referred to in the public notice of the

vote on this Proposition, and to expend therefor an amount not to exceed \$7,500,000; (b) the Board is authorized to expend or apply toward the Project (1) the entire balance (which stands at approximately \$775,000), plus any additional interest earned, from the District's 2016 Building Capital Reserve Fund, and then to terminate such fund; (2) \$200,000 from the District's Capital Improvements Reserve Fund, 2020; and (3) \$600,000 of other available District funds; (c) a tax is hereby voted in an amount not to exceed \$5,925,000 to finance the balance of the estimated maximum cost of the Project, such tax to be levied and collected in installments in such years and in such amounts as shall be determined by the Board; (d) in anticipation of such tax, obligations of the District are hereby authorized to be issued in the aggregate principal amount of not to exceed \$5,925,000, and a tax is hereby voted to pay the interest on such obligations as the same shall become due and payable; and (e) New York State Building Aid funds expected to be received by the District are anticipated to offset a substantial part of such costs, and such funds, to the extent received, shall be applied to offset and reduce the amount of taxes herein authorized to be levied.

Voter and Absentee Ballot Information

Qualifications for Voters

To be eligible to vote, you must be a U.S. citizen, at least 18 years of age, and a resident of the district for at least 30 days prior to the date of the vote.

Absentee Ballots

Absentee ballots will be mailed to voters in the district who request one. You may request an absentee ballot by emailing the district clerk at cljungberg@holland.org or by calling 716-537-8228 by May 11, 2021. Completed absentee ballots must be received by the District Clerk no later than 5 p.m. prevailing time on the date of the election.

Holland Dutchmen- 2021 Budget Disclosure

Account	Description	Proposed Budget 2021-2022	Budget 2020-2021	Dollar Change
A 1010.160-00-0000	NONINSTRUCTIONAL SALARIES	5,000.00	2,500.00	2,500.00
A 1010.400-00-4000	GENERAL CONTRACTS	10,000.00	10,000.00	0.00
A 1010.400-00-4001	CONFERENCES	15,000.00	15,000.00	0.00
A 1010.450-00-0000	MATERIALS AND SUPPLIES	500.00	500.00	0.00
1010	BOARD OF EDUCATION *	30,500.00	28,000.00	2,500.00
A 1060.400-00-4000	GENERAL CONTRACTS	800.00	800.00	0.00
A 1060.450-00-0000	MATERIALS AND SUPPLIES	250.00	250.00	0.00
1060	DISTRICT MEETING *	1,050.00	1,050.00	0.00
10	**	31,550.00	29,050.00	2,500.00
A 1240.150-00-0000	INSTRUCTIONAL SALARIES	174,120.00	211,468.46	-37,348.46
A 1240.160-00-1012	MANAGERIAL ASSISTANT	62,322.07	65,556.71	-3,234.64
A 1240.400-00-4000	GENERAL CONTRACTS	10,000.00	40,000.00	-30,000.00
A 1240.400-00-4001	CONFERENCES	5,000.00	5,500.00	-500.00
A 1240.400-00-4002	MILEAGE	500.00	500.00	0.00
A 1240.450-00-0000	MATERIALS AND SUPPLIES	2,500.00	2,500.00	0.00
1240	CHIEF SCHOOL ADMINISTRATOR *	254,442.07	325,525.17	-71,083.10
12	**	254,442.07	325,525.17	-71,083.10
A 1310.150-00-0000	INSTRUCTIONAL SALARIES	103,961.54	96,305.00	7,656.54
A 1310.400-00-4000	GENERAL CONTRACTS	10,000.00	14,500.00	-4,500.00
A 1310.400-00-4001	CONFERENCES	3,500.00	3,500.00	0.00
A 1310.400-00-4002	MILEAGE	500.00	400.00	100.00
A 1310.400-00-4006	LEGAL NOTICES	1,500.00	500.00	1,000.00
A 1310.450-00-0000	MATERIALS AND SUPPLIES	600.00	600.00	0.00
1310	BUSINESS ADMINISTRATION *	120,061.54	115,805.00	4,256.54
A 1320.160-00-0000	NONINSTRUCTIONAL SALARIES	2,500.00	2,500.00	0.00
A 1320.400-00-4000	GENERAL CONTRACTS	20,000.00	20,000.00	0.00
A 1320.400-00-4004	INDEPENDENT AUDITOR	5,000.00	5,000.00	0.00
1320	AUDITING *	27,500.00	27,500.00	0.00
A 1325.160-00-0000	NONINSTRUCTIONAL SALARIES	21,748.50	21,115.00	633.50
A 1325.400-00-4001	CONFERENCES	1,000.00	1,200.00	-200.00
A 1325.400-00-4002	MILEAGE	500.00	500.00	0.00
A 1325.400-00-4005	BONDING	1,375.00	1,350.00	25.00
A 1325.490-00-0000	BOCES CBO	44,349.00	48,043.00	-3,694.00
1325	TREASURER *	68,972.50	72,208.00	-3,235.50
A 1330.400-00-4000	GENERAL CONTRACTS	10,000.00	10,000.00	0.00
A 1330.400-00-4005	BONDING	1,375.00	1,350.00	25.00
A 1330.450-00-0000	MATERIALS AND SUPPLIES	700.00	700.00	0.00
1330	TAX COLLECTOR *	12,075.00	12,050.00	25.00
A 1345.160-00-0000	NONINSTRUCTIONAL SALARIES	37,128.00	36,400.00	728.00
A 1345.490-00-0000	BOCES SERVICES	2,060.00	2,060.00	0.00
1345	PURCHASING *	39,188.00	38,460.00	728.00
A 1380.400-00-0000	FISCAL AGENT FEES	7,500.00	4,000.00	3,500.00
1380	FISCAL AGENT FEE *	7,500.00	4,000.00	3,500.00
13	**	275,297.04	270,023.00	5,274.04
A 1420.400-00-4000	GENERAL CONTRACTS	90,000.00	40,000.00	50,000.00

Holland Dutchmen- 2021 Budget Disclosure

Account	Description	2021-2022	2020-2021	Change
1420	LEGAL *	90,000.00	40,000.00	50,000.00
A 1430.400-00-4000	GENERAL CONTRACTS	5,500.00	5,500.00	0.00
A 1430.400-00-4007	Labor Relations	8,100.00	8,100.00	0.00
A 1430.450-00-0000	MATERIALS AND SUPPLIES	600.00	600.00	0.00
A 1430.490-00-0000	BOCES SERVICES	21,390.00	19,549.00	1,841.00
1430	PERSONNEL *	35,590.00	33,749.00	1,841.00
A 1480.490-00-0000	BOCES SERVICES	0.00	22,833.00	-22,833.00
1480	PUBLIC INFORMATION & SERVICES *	0.00	22,833.00	-22,833.00
14	**	125,590.00	96,582.00	29,008.00
A 1620.160-00-1000	CUSTODIAL	511,132.00	456,573.30	54,558.70
A 1620.160-00-1009	SUPERVISOR	72,100.00	70,000.00	2,100.00
A 1620.400-00-1501	ELECTRICITY	148,227.00	154,712.00	-6,485.00
A 1620.400-00-1502	GAS	97,929.00	84,588.50	13,340.50
A 1620.400-00-4000	GENERAL CONTRACTS	149,300.00	139,300.00	10,000.00
A 1620.400-00-4001	CONFERENCES	1,000.00	500.00	500.00
A 1620.400-00-4009	TELEPHONE	25,000.00	24,000.00	1,000.00
A 1620.400-00-4010	WATER	11,000.00	9,000.00	2,000.00
A 1620.450-00-1000	CUSTODIAL MATERIALS AND SUPPLIES	20,100.00	27,000.00	-6,900.00
A 1620.490-00-0000	BOCES SERVICES	35,262.60	34,130.68	1,131.92
1620	OPERATION OF PLANT *	1,071,050.60	999,804.48	71,246.12
A 1621.160-00-1001	MAINTENANCE	95,999.46	91,404.80	4,594.66
A 1621.160-00-1002	GROUNDS	38,209.25	37,342.40	866.85
A 1621.160-00-1011	SUBSTITUTES	5,000.00	10,000.00	-5,000.00
A 1621.200-00-1001	MAINTENANCE - EQUIPMENT	35,000.00	55,000.00	-20,000.00
A 1621.400-00-1001	MAINTENANCE - CONTRACTUAL	184,200.00	118,500.00	65,700.00
A 1621.400-00-1002	GROUNDS - CONTRACTUAL EXPENDITURES	5,000.00	5,000.00	0.00
A 1621.400-00-9000	INSURANCE VEHICLES	0.00	4,200.00	-4,200.00
A 1621.400-20-1001	MAINT -CONTRACT EXPENDITURES MS		20,000.00	-20,000.00
A 1621.450-00-1001	MAINTENANCE - MATERIALS AND SUPPLIES	20,000.00	30,000.00	-10,000.00
A 1621.450-00-1002	GROUNDS - MATERIALS AND SUPPLIES	18,000.00	18,000.00	0.00
1621	MAINTENANCE OF PLANT *	401,408.71	389,447.20	11,961.51
A 1670.400-00-4003	EQUIPMENT MAINT-CONTRACTUAL	7,600.00	7,500.00	100.00
A 1670.400-00-4011	POSTAGE	11,000.00	10,000.00	1,000.00
A 1670.450-00-0000	MATERIALS AND SUPPLIES	11,000.00	13,000.00	-2,000.00
1670	CENTRAL PRINTING & MAILING *	29,600.00	30,500.00	-900.00
A 1680.490-00-0000	BOCES SERVICES	230,604.64	219,336.19	11,268.45
1680	CENTRAL DATA PROCESSING *	230,604.64	219,336.19	11,268.45
16	**	1,732,663.95	1,639,087.87	93,576.08
A 1910.400-00-0000	UNALLOCATED INSURANCE	99,000.00	95,965.00	3,035.00
1910	UNALLOCATED INSURANCE *	99,000.00	95,965.00	3,035.00
A 1950.400-00-4020	SEWER TAX	9,000.00	9,000.00	0.00
1950	ASSESSMENTS ON SCHOOL PROPERTY *	9,000.00	9,000.00	0.00
A 1964.400-00-0000	REFUND ON REAL PROPERTY TAXES	15,000.00	15,000.00	0.00
1964	REFUND ON REAL PROPERTY TAXES *	15,000.00	15,000.00	0.00
A 1981.490-00-0000	BOCES SERVICES - ADMINISTRATIVE COST	82,626.00	79,532.00	3,094.00
1981	BOCES ADMINISTRATIVE COSTS *	82,626.00	79,532.00	3,094.00

Holland Dutchmen- 2021 Budget Disclosure

Account	Description	2021-2022	2020-2021	Change
A 1983.490-00-0000	BOCES SERVICES - CAPITAL EXPENSES	70,940.00	93,704.00	-22,764.00
1983	*	70,940.00	93,704.00	-22,764.00
19	**	276,566.00	293,201.00	-16,635.00
1	***	2,696,109.06	2,653,469.04	42,640.02
A 2010.150-00-0000	INSTRUCTIONAL SALARIES	93,754.00	92,773.44	980.56
A 2010.400-00-0000	General Contracts	750.00	750.00	0.00
A 2010.400-00-4001	CONFERENCES	2,000.00		2,000.00
A 2010.400-00-4002	MILEAGE	1,000.00	1,000.00	0.00
A 2010.490-00-0000	BOCES SERVICES	14,236.00	15,526.00	-1,290.00
2010	CURRICULUM DEVEL & SUPERVISION *	111,740.00	110,049.44	1,690.56
A 2020.150-10-0000	ELEMENTARY SCHOOL - SUPERVISION SALARIES	95,481.00	87,550.00	7,931.00
A 2020.150-20-0000	MIDDLE SCHOOL - SUPERVISION SALARIES	95,481.00	92,700.00	2,781.00
A 2020.150-30-0000	HIGH SCHOOL - SUPERVISION SALARIES	110,061.68	106,856.00	3,205.68
A 2020.160-00-1004	SUB CALL IN	3,500.00	3,500.00	0.00
A 2020.160-10-1012	MANAGERIAL ASSISTANT	51,955.36	51,816.00	139.36
A 2020.160-20-1012	MANAGERIAL ASSISTANT	50,003.20	53,540.80	-3,537.60
A 2020.160-30-1012	MANAGERIAL ASSISTANT	53,378.56	52,042.40	1,336.16
A 2020.400-10-0000	ES General Contracts	625.00	600.00	25.00
A 2020.400-10-4000	GENERAL CONTRACTS		500.00	-500.00
A 2020.400-10-4001	CONFERENCES	1,000.00		1,000.00
A 2020.400-20-4000	GENERAL CONTRACTS	625.00	575.00	50.00
A 2020.400-20-4001	CONFERENCES	2,740.00	240.00	2,500.00
A 2020.400-30-0000	HS General Contracts	2,050.00	3,300.00	-1,250.00
A 2020.400-30-4001	CONFERENCES	1,500.00		1,500.00
A 2020.450-10-0000	ELEMENTARY SCHOOL-MATERIALS AND SUPPLIES	3,000.00	3,000.00	0.00
A 2020.450-20-0000	MIDDLE SCHOOL - MATERIALS AND SUPPLIES	4,950.00	6,000.00	-1,050.00
A 2020.450-30-0000	HIGH SCHOOL - MATERIALS AND SUPPLIES	9,313.14	7,000.00	2,313.14
A 2020.490-00-0000	BOCES SERVICES	39,348.17	28,422.00	10,926.17
2020	SUPERVISION-REGULAR SCHOOL *	525,012.11	497,642.20	27,369.91
A 2060.490-00-0000	BOCES SERVICES	59,544.94	67,044.73	-7,499.79
2060	RESEARCH, PLANNING & EVALUAT *	59,544.94	67,044.73	-7,499.79
A 2070.400-00-4000	GENERAL CONTRACTS	26,000.00	26,000.00	0.00
A 2070.400-00-4001	CONFERENCES	1,500.00	1,500.00	0.00
A 2070.450-00-0000	MATERIALS AND SUPPLIES	6,000.00	6,000.00	0.00
A 2070.490-00-0000	BOCES SERVICES	130,857.00	34,721.00	96,136.00
2070	INSERVICE TRAINING-INSTRUCTION *	164,357.00	68,221.00	96,136.00
20	**	860,654.05	742,957.37	117,696.68
A 2110.100-10-0000	TEACHER SALARIES, PRE-K	28,663.69	6,991.28	21,672.41
A 2110.120-10-0000	Teacher Salaries K-4 Elementary School	540,204.82	570,242.46	-30,037.64
A 2110.120-10-0003	TEACHER SALARIES, K-3	826,658.10	841,795.28	-15,137.18
A 2110.120-10-0004	TEACHER SALARIES, GRADE 4	201,969.00	159,254.00	42,715.00
A 2110.120-10-3000	CURRICULUM	6,000.00	7,000.00	-1,000.00
A 2110.120-10-3020	PERFECT ATTENDANCE	700.00	700.00	0.00
A 2110.120-10-3030	DEPT. HEAD/MENTOR/DEAN/TEST COR.	14,000.00	14,000.00	0.00
A 2110.120-20-0000	Teacher Salaries 5-8 Middle School	448,178.61	439,698.07	8,480.54
A 2110.120-20-0006	TEACHER SALARIES GRADE 5-6	346,649.33	353,473.76	-6,824.43

Holland Dutchmen- 2021 Budget Disclosure

Account	Description	2021-2022	2020-2021	Change
A 2110.120-20-0008	TEACHER SALARIES GRADE 7-8	412,546.58	377,367.09	35,179.49
A 2110.120-20-3000	CURRICULUM	6,000.00	5,000.00	1,000.00
A 2110.120-20-3030	DEPT. HEAD/MENTOR/DEAN/TEST COR.	8,000.00	8,000.00	0.00
A 2110.120-30-0000	TEACHER SALARIES GRADE 9-12	942,499.29	942,532.93	-33.64
A 2110.130-30-0000	Teacher Salaries 9-12 High School	425,909.69	453,587.67	-27,677.98
A 2110.130-30-3000	CURRICULUM	6,000.00	8,000.00	-2,000.00
A 2110.130-30-3030	DEPT. HEAD/MENTOR/DEAN/TEST COR.	25,000.00	25,000.00	0.00
A 2110.140-10-0000	Susbtitute Teacher Salaries - ES	46,000.00	42,000.00	4,000.00
A 2110.140-20-0000	Substitute Teacher Salaries - MS	40,000.00	42,000.00	-2,000.00
A 2110.140-30-0000	Substitute Teacher Salaries - HS	40,000.00	42,000.00	-2,000.00
A 2110.141-00-0000	Home Teaching	15,000.00	20,000.00	-5,000.00
A 2110.160-10-0000	Aides & Monitors - ES	140,563.80	85,953.81	54,609.99
A 2110.160-20-0000	Aides & Monitors - MS	47,630.70	32,711.25	14,919.45
A 2110.160-30-0000	Aides & Monitors - HS	7,458.75	47,187.70	-39,728.95
A 2110.161-10-0000	Aides & Monitor Substitutes - ES	10,000.00	10,000.00	0.00
A 2110.161-20-0000	Aides & Monitor Substitutes - MS	10,000.00	10,000.00	0.00
A 2110.161-30-0000	Aides & Monitor Substitutes - HS	10,000.00	10,000.00	0.00
A 2110.200-30-2150	ART - EQUIPMENT		2,500.00	-2,500.00
A 2110.400-10-4000	GENERAL CONTRACTS	23,000.00	26,000.00	-3,000.00
A 2110.400-10-4001	CONFERENCES	6,400.00	850.00	5,550.00
A 2110.400-20-4000	GENERAL CONTRACTS	8,000.00	26,000.00	-18,000.00
A 2110.400-20-4001	CONFERENCES	8,360.00		8,360.00
A 2110.400-30-4000	GENERAL CONTRACTS	5,044.00	6,200.00	-1,156.00
A 2110.400-30-4001	CONFERENCES	11,695.00	2,000.00	9,695.00
A 2110.450-10-0000	ES - Materials & Supplies	10,800.00	670.00	10,130.00
A 2110.450-10-2001	PRE-K - MATERIALS AND SUPPLIES	940.00	1,000.00	-60.00
A 2110.450-10-2005	KINDERGARTEN - MATERIALS AND SUPPLIES	1,115.00	1,850.00	-735.00
A 2110.450-10-2010	FIRST GRADE - MATERIALS AND SUPPLIES	4,635.00	1,400.00	3,235.00
A 2110.450-10-2020	SECOND GRADE - MATERIALS AND SUPPLIES	2,050.00	1,600.00	450.00
A 2110.450-10-2030	THIRD GRADE - MATERIALS AND SUPPLIES	410.00	500.00	-90.00
A 2110.450-10-2040	FOURTH GRADE - MATERIALS AND SUPPLIES	795.00	1,500.00	-705.00
A 2110.450-10-2100	AIS - MATERIALS AND SUPPLIES	1,025.00	900.00	125.00
A 2110.450-10-2150	ART - MATERIALS AND SUPPLIES	1,550.00	1,600.00	-50.00
A 2110.450-10-2600	MUSIC - MATERIALS AND SUPPLIES	450.00	1,000.00	-550.00
A 2110.450-10-2650	PHYSICAL ED - MATERIALS AND SUPPLIES	1,600.00	5,000.00	-3,400.00
A 2110.450-20-0000	MS - Materials & Supplies	6,200.00	15,850.00	-9,650.00
A 2110.450-20-2050	FIFTH GRADE - MATERIALS AND SUPPLIES	500.00	1,100.00	-600.00
A 2110.450-20-2060	SIXTH GRADE - MATERIALS AND SUPPLIES	250.00	850.00	-600.00
A 2110.450-20-2100	AIS - MATERIALS AND SUPPLIES	250.00		250.00
A 2110.450-20-2150	ART - MATERIALS AND SUPPLIES	1,600.00		1,600.00
A 2110.450-20-2300	FOREIGN LANGUAGE-MATERIALS AND SUPPLIES	100.00		100.00
A 2110.450-20-2350	GENERAL SCHOOL - MATERIALS AND SUPPLIES	0.00	5,300.00	-5,300.00
A 2110.450-20-2450	HEALTH - MATERIALS AND SUPPLIES	100.00		100.00
A 2110.450-20-2500	HOME CAREERS - MATERIALS AND SUPPLIES	2,000.00		2,000.00
A 2110.450-20-2550	MATHEMATICS - MATERIALS AND SUPPLIES	675.00		675.00

Holland Dutchmen- 2021 Budget Disclosure

Account	Description	2021-2022	2020-2021	Change
A 2110.450-20-2600	MUSIC - MATERIALS AND SUPPLIES	4,400.00		4,400.00
A 2110.450-20-2650	PHYSICAL ED - MATERIALS AND SUPPLIES	1,600.00		1,600.00
A 2110.450-20-2700	SCIENCE - MATERIALS AND SUPPLIES	3,900.00		3,900.00
A 2110.450-20-2750	SOCIAL STUDIES - MATERIALS AND SUPPLIES	250.00		250.00
A 2110.450-20-2850	TECHNOLOGY ED - MATERIALS AND SUPPLIES	4,100.00		4,100.00
A 2110.450-30-0000	HS - Materials & Supplies	16,699.28	31,375.00	-14,675.72
A 2110.450-30-2100	AIS - MATERIALS AND SUPPLIES	609.67		609.67
A 2110.450-30-2150	ART - MATERIALS AND SUPPLIES	1,000.00		1,000.00
A 2110.450-30-2450	HEALTH - MATERIALS AND SUPPLIES	92.94		92.94
A 2110.450-30-2500	HOME CAREERS - MATERIALS AND SUPPLIES	8,804.23		8,804.23
A 2110.450-30-2650	PHYSICAL ED - MATERIALS AND SUPPLIES	1,000.00		1,000.00
A 2110.450-30-2850	TECHNOLOGY ED - MATERIALS AND SUPPLIES	1,860.00		1,860.00
A 2110.480-10-2000	ELEMENTARY SCHOOL TEXTBOOKS	15,620.00	15,620.00	0.00
A 2110.480-20-2000	MIDDLE SCHOOL TEXTBOOKS	20,000.00	20,000.00	0.00
A 2110.480-30-2000	HIGH SCHOOL TEXTBOOKS	4,000.00	4,000.00	0.00
A 2110.490-00-2350	BOCES SERVICES - GENERAL SCHOOL	335,623.50	361,433.40	-25,809.90
2110	TEACHING-REGULAR SCHOOL *	5,124,735.98	5,090,593.70	34,142.28
21	**	5,124,735.98	5,090,593.70	34,142.28
A 2250.150-00-1009	SPED - SUPERVISOR	97,850.00	95,000.00	2,850.00
A 2250.150-10-0000	SPED INSTRUCTIONAL SALARIES - ELEMENTARY	301,029.29	255,277.00	45,752.29
A 2250.150-10-SPCH	Speech - Elementary	22,307.11	21,489.33	817.78
A 2250.150-20-0000	SPED INSTRUCTIONAL SALARIES - MIDDLE	338,069.01	331,548.15	6,520.86
A 2250.150-20-SPCH	Speech - Middle	22,307.11	21,489.33	817.78
A 2250.150-30-0000	SPED INSTRUCTIONAL SALARIES - HIGH	297,757.01	332,839.28	-35,082.27
A 2250.150-30-SPCH	Speech - High	22,952.78	22,122.34	830.44
A 2250.160-00-1012	MANAGERIAL ASSISTANT	56,480.18	38,249.95	18,230.23
A 2250.160-10-0000	SPED NURSING SERVICE	22,276.80	21,840.00	436.80
A 2250.160-10-1006	ES Special Ed Aides/Monitors	126,547.20	168,127.31	-41,580.11
A 2250.160-20-1006	MS Special Ed Aides/Monitors	94,070.93	102,941.40	-8,870.47
A 2250.160-30-1006	HS Special Ed Aides/Monitors	86,494.20	111,073.60	-24,579.40
A 2250.400-00-0000	CONTRACTUAL EXPENDITURES	288,600.00	247,575.00	41,025.00
A 2250.400-00-4001	CONFERENCES	4,000.00		4,000.00
A 2250.450-10-0000	ELEMENTARY SCHOOL-MATERIALS AND SUPPLIES	5,700.00	5,700.00	0.00
A 2250.450-20-0000	MIDDLE SCHOOL - MATERIALS AND SUPPLIES	4,500.00	4,500.00	0.00
A 2250.450-30-0000	HIGH SCHOOL - MATERIALS AND SUPPLIES	3,700.00	3,700.00	0.00
A 2250.470-00-0004	PRIVATE TUITION	325,000.00	325,000.00	0.00
A 2250.470-00-0005	PUBLIC TUITION	132,000.00	132,000.00	0.00
A 2250.490-00-0000	BOCES SERVICES	796,600.95	680,186.52	116,414.43
2250	PROGRAMS-STUDENTS W/ DISABIL *	3,048,242.57	2,920,659.21	127,583.36
A 2259.490-00-0000	English Language Learners	16,999.00		16,999.00
2259	*	16,999.00	0.00	16,999.00
A 2280.490-00-0000	BOCES SERVICES	570,466.00	676,675.00	-106,209.00
2280	OCCUPATIONAL EDUCATION *	570,466.00	676,675.00	-106,209.00
22	**	3,635,707.57	3,597,334.21	38,373.36
A 2330.150-00-0000	INSTRUCTIONAL SALARIES	2,000.00	2,000.00	0.00
A 2330.150-00-7200	INSTR SALARIES-FITNESS CTR	3,000.00	3,000.00	0.00

Holland Dutchmen- 2021 Budget Disclosure

Account	Description	2021-2022	2020-2021	Change
A 2330.160-00-7000	NON INSTR SALARIES-COMM POOL	45,000.00	35,000.00	10,000.00
A 2330.160-00-7100	NON INSTR SALARIES-COMM ED	8,000.00	8,000.00	0.00
A 2330.400-00-7100	CONTRACTUAL EXP-COMM ED	22,000.00	22,000.00	0.00
2330	TEACHING-SPECIAL SCHOOLS *	80,000.00	70,000.00	10,000.00
23	**	80,000.00	70,000.00	10,000.00
A 2610.150-00-0000	INSTRUCTIONAL SALARIES	125,486.00	123,026.00	2,460.00
A 2610.450-10-0000	ELEMENTARY SCHOOL-MATERIALS AND SUPPLIES	8,960.00	3,500.00	5,460.00
A 2610.450-30-0000	HIGH SCHOOL - MATERIALS AND SUPPLIES	5,751.42	500.00	5,251.42
A 2610.460-10-0000	ELEMENTARY SCHOOL AIDABLE BOOKS	3,300.00	3,300.00	0.00
A 2610.460-20-0000	MIDDLE SCHOOL AIDABLE BOOKS	2,100.00	3,150.00	-1,050.00
A 2610.460-30-0000	HIGH SCHOOL AIDABLE BOOKS	4,565.00	4,565.00	0.00
A 2610.490-00-0000	BOCES SERVICES	26,053.93	31,013.00	-4,959.07
2610	SCHOOL LIBRARY & AUDIOVISUAL *	176,216.35	169,054.00	7,162.35
A 2630.150-00-0000	INSTRUCTIONAL SALARIES	143,789.56	137,978.00	5,811.56
A 2630.160-00-0000	NONINSTRUCTIONAL SALARIES	83,617.89	81,978.32	1,639.57
A 2630.220-00-0000	STATE AIDED COMPUTER HARDWARE	13,000.00	15,000.00	-2,000.00
A 2630.400-00-4001	CONFERENCE AND MILEAGE	600.00	600.00	0.00
A 2630.450-00-0000	Computer Asst - District mat & supplie	14,000.00	16,000.00	-2,000.00
A 2630.461-00-0000	STATE AIDED COMPUTER SOFTWARE	17,808.00	13,720.00	4,088.00
A 2630.490-00-0000	Computer Asstd - BOCES Services	667,920.80	592,066.54	75,854.26
2630	COMPUTER ASSISTED INSTRUCTION *	940,736.25	857,342.86	83,393.39
26	**	1,116,952.60	1,026,396.86	90,555.74
A 2810.150-20-0000	GUIDANCE INSTRUCTIONAL SALARIES - MIDDLE	0.00	52,585.50	-52,585.50
A 2810.150-30-0000	GUIDANCE INSTRUCTIONAL SALARIES - HIGH	0.00	99,000.00	-99,000.00
A 2810.160-00-1012	MANAGERIAL ASSISTANT	33,945.60	33,280.00	665.60
A 2810.400-00-4000	GENERAL CONTRACTS	750.00	750.00	0.00
A 2810.400-00-4017	TESTING	1,750.00	1,750.00	0.00
A 2810.450-20-0000	MIDDLE SCHOOL MATERIALS AND SUPPLIES	850.00	233.00	617.00
A 2810.450-30-0000	HIGH SCHOOL MATERIALS AND SUPPLIES	160.00	160.00	0.00
2810	GUIDANCE-REGULAR SCHOOL *	37,455.60	187,758.50	-150,302.90
A 2815.160-10-0000	NONINSTRUCTIONAL SALARIES-Elementary	27,767.90	28,460.25	-692.35
A 2815.160-20-0000	NONINSTRUCTIONAL SALARIES-Middle	58,791.00	38,742.42	20,048.58
A 2815.160-30-0000	NONINSTRUCTIONAL SALARIES-High	26,959.20	21,840.00	5,119.20
A 2815.400-00-4018	HEALTH SERVICE	35,000.00	25,000.00	10,000.00
A 2815.450-10-0000	ES Health Office Supplies	2,000.00	900.00	1,100.00
A 2815.450-20-0000	MS Health Office Supplies	2,000.00	900.00	1,100.00
A 2815.450-30-0000	HS Health Office Supplies	2,000.00	900.00	1,100.00
2815	HEALTH SERVICES-REGULAR SCHOOL *	154,518.10	116,742.67	37,775.43
A 2820.150-10-0000	INSTRUCTIONAL SALARIES - Elementary	0.00	23,210.33	-23,210.33
A 2820.150-20-0000	INSTRUCTIONAL SALARIES - Middle	0.00	23,210.33	-23,210.33
A 2820.150-30-0000	INSTRUCTIONAL SALARIES - High	0.00	23,210.34	-23,210.34
2820	PSYCHOLOGICAL SRVC-REG SCHOOL *	0.00	69,631.00	-69,631.00
A 2825.150-10-0000	INSTRUCTIONAL SALARIES - Elementary	0.00	18,363.64	-18,363.64
A 2825.150-20-0000	INSTRUCTIONAL SALARIES - Middle	0.00	18,363.64	-18,363.64
A 2825.150-30-0000	INSTRUCTIONAL SALARIES - High	0.00	18,900.72	-18,900.72
2825	SOCIAL WORK SRVC-REG SCHOOL *	0.00	55,628.00	-55,628.00

Holland Dutchmen- 2021 Budget Disclosure

Account	Description	2021-2022	2020-2021	Change
A 2850.150-00-0000	INSTRUCTIONAL SALARIES	39,300.00	39,300.00	0.00
2850	CO-CURRICULAR ACTIV-REG SCHL *	39,300.00	39,300.00	0.00
A 2855.150-20-0001	Instructional Salaries - Middle School	2,500.00	2,150.00	350.00
A 2855.150-20-0004	Coaching Instructional - Middle School	22,000.00	22,000.00	0.00
A 2855.150-20-1000	Interscholastic Instructional Supervision - MS	2,500.00	2,500.00	0.00
A 2855.150-30-0001	Instructional Salaries - High School	5,000.00	5,000.00	0.00
A 2855.150-30-0004	Coaching Instructional - High School	70,000.00	70,000.00	0.00
A 2855.150-30-1000	Interscholastic Instructional Supervision - HS	8,650.00	8,650.00	0.00
A 2855.160-00-0000	Inter-Scholastic Non-Instructional	5,000.00	5,000.00	0.00
A 2855.160-20-0004	Coaching Non-Instructional - Middle School	23,000.00	23,000.00	0.00
A 2855.160-30-0004	Coaching Non-Instructional - High School	50,000.00	54,500.00	-4,500.00
A 2855.400-00-1000	Competition Fees	21,500.00	21,500.00	0.00
A 2855.400-00-2000	Officials	28,000.00	29,000.00	-1,000.00
A 2855.400-00-4000	GENERAL CONTRACTS	11,000.00	13,000.00	-2,000.00
A 2855.400-00-4001	CONFERENCES	500.00	612.00	-112.00
A 2855.450-00-0000	Materials & Supplies	25,000.00	23,000.00	2,000.00
A 2855.490-00-0000	BOCES SERVICES	48,530.00	12,184.00	36,346.00
2855	INTERSCHOL ATHLETICS-REG SCHL *	323,180.00	292,096.00	31,084.00
28	**	554,453.70	761,156.17	-206,702.47
2	***	11,372,503.90	11,288,438.31	84,065.59
A 5510.150-00-0000	TRANSPORTATION ADMINISTRATION	18,346.15	16,995.00	1,351.15
A 5510.160-00-1005	MONITORS	29,835.00	73,125.00	-43,290.00
A 5510.160-00-1007	DRIVERS	513,174.71	536,753.36	-23,578.65
A 5510.160-00-1008	MECHANICS	86,756.80	90,542.40	-3,785.60
A 5510.160-00-1009	SUPERVISOR	87,550.00	85,000.00	2,550.00
A 5510.160-00-1011	SUBSTITUTES	40,000.00	30,000.00	10,000.00
A 5510.160-00-1012	TRANSPORTATION SECRETARY	42,624.00	42,412.80	211.20
A 5510.160-10-1012	TRANSPORTATION MANAGERIAL ASSISTANT	5,091.84	4,992.00	99.84
A 5510.160-20-1012	TRANSPORTATION MANAGERIAL ASSISTANT	4,305.60	3,744.00	561.60
A 5510.160-30-1012	TRANSPORTATION MANAGERIAL ASSISTANT	4,842.00	4,842.00	0.00
A 5510.200-00-0000	EQUIPMENT	0.00	62,000.00	-62,000.00
A 5510.400-00-4000	GENERAL CONTRACTS	45,525.00	64,000.00	-18,475.00
A 5510.400-00-4001	CONFERENCES	1,000.00	1,000.00	0.00
A 5510.400-00-5000	TOLLS & DRIVER MEALS	150.00	300.00	-150.00
A 5510.400-00-9000	INSURANCE VEHICLES	34,000.00	34,000.00	0.00
A 5510.450-00-5100	GASOLINE	70,000.00	67,000.00	3,000.00
A 5510.450-00-5101	Diesel	65,000.00	65,000.00	0.00
A 5510.450-00-5110	OIL	4,000.00	3,500.00	500.00
A 5510.450-00-5130	TIRES	12,000.00	10,000.00	2,000.00
A 5510.450-00-5140	PARTS	36,000.00	30,000.00	6,000.00
A 5510.490-00-0000	BOCES SERVICES	1,806.40	1,806.40	0.00
5510	DISTRICT TRANSPORT-MEDICAID *	1,102,007.50	1,227,012.96	-125,005.46
A 5530.400-00-1501	ELECTRICITY	13,000.00	12,000.00	1,000.00
A 5530.400-00-1502	GAS	7,000.00	7,000.00	0.00
A 5530.400-00-4009	TELEPHONE	2,000.00	1,800.00	200.00

Holland Dutchmen- 2021 Budget Disclosure

Account	Description	2021-2022	2020-2021	Change
A 5530.400-00-4010	WATER	500.00	500.00	0.00
A 5530.400-00-4020	SEWER TAX	300.00	300.00	0.00
A 5530.450-00-5160	Bus Garage Materials and Supplies	2,000.00	1,850.00	150.00
5530	GARAGE BUILDING *	24,800.00	23,450.00	1,350.00
55	**	1,126,807.50	1,250,462.96	-123,655.46
5	***	1,126,807.50	1,250,462.96	-123,655.46
A 9010.800-00-0000	STATE RETIREMENT	298,354.23	315,000.00	-16,645.77
9010	STATE RETIREMENT *	298,354.23	315,000.00	-16,645.77
A 9020.800-00-0000	TEACHER RETIREMENT	669,272.44	725,000.00	-55,727.56
9020	TEACHERS' RETIREMENT *	669,272.44	725,000.00	-55,727.56
A 9030.800-00-0000	SOCIAL SECURITY	710,072.13	718,186.00	-8,113.87
9030	SOCIAL SECURITY *	710,072.13	718,186.00	-8,113.87
A 9040.800-00-9040	WORKERS COMPENSATION	80,581.00	80,581.00	0.00
9040	WORKERS' COMPENSATION *	80,581.00	80,581.00	0.00
A 9045.800-00-0000	LIFE INSURANCE	12,000.00	12,000.00	0.00
9045	LIFE INSURANCE *	12,000.00	12,000.00	0.00
A 9050.800-00-0000	UNEMPLOYMENT INSURANCE	0.00	16,000.00	-16,000.00
9050	UNEMPLOYMENT INSURANCE *	0.00	16,000.00	-16,000.00
A 9055.800-00-0000	DISABILITY INSURANCE	8,000.00	8,000.00	0.00
9055	DISABILITY INSURANCE *	8,000.00	8,000.00	0.00
A 9060.800-00-0000	MEDICAL INSURANCE	2,273,690.00	2,107,410.55	166,279.45
A 9060.800-00-2000	VISION INSURANCE	26,000.00	24,000.00	2,000.00
A 9060.800-00-3000	Employee Assistance Program	5,100.00	5,239.50	-139.50
9060	HOSPITAL, MEDICAL & DENTAL INS *	2,304,790.00	2,136,650.05	168,139.95
A 9089.800-00-9046	TSA	1,500.00	1,500.00	0.00
A 9089.800-00-9047	FLEX PLAN	2,000.00	2,000.00	0.00
9089	OTHER *	3,500.00	3,500.00	0.00
90	**	4,086,569.80	4,014,917.05	71,652.75
A 9711.610-00-0000	HC10 PRINC - 2010 RECONST/HVAC-\$3.28M	240,000.00	235,000.00	5,000.00
A 9711.660-00-0000	HC16 PRINC- 2006 CAPITAL PROJECT-\$2M	180,000.00	175,000.00	5,000.00
A 9711.680-00-0000	HE05 PRINC-2005 ENERGY PROJECT HH16 PRINC-JR/SR HIGH PROJECT-\$5.1M	0.00	122,496.00	-122,496.00
A 9711.690-00-0000		300,000.00	290,000.00	10,000.00
A 9711.691-00-0000	HH18 and HH19 CAPITAL PROJECT PRINCIPAL	540,000.00		540,000.00
A 9711.710-00-0000	HC10 INT - 2010 RECONST/HVAC-\$3.28M	44,450.00	49,150.00	-4,700.00
A 9711.720-00-0000	HH16 INT-JR/SR HIGH PROJECT-\$5.1M	126,450.00	135,300.00	-8,850.00
A 9711.760-00-0000	HC16 INT-2006 BUILDING PROJECT-\$2M	7,650.00	15,087.50	-7,437.50
A 9711.780-00-0000	HE05 INT. - 2005 ENERGY PROJEC HH18 and HH19 CAPITAL PROJECT INTEREST		3,565.54	-3,565.54
A 9711.791-00-0000		103,530.00		103,530.00
9711	*	1,542,080.00	1,025,599.04	516,480.96
A 9722.691-00-0000	PRINCIPAL BUS BOND #35	44,918.00	44,918.00	0.00
A 9722.694-00-0000	0037 PRINC. BUS BOND #37	49,236.40		49,236.40
A 9722.695-00-0000	0036 PRINC. BUS BOND #36	44,918.00	44,918.00	0.00
A 9722.696-00-0000	0033 Principal Bus Bond #33	66,000.00	66,000.00	0.00
A 9722.697-00-0000	0032 Principal Bus Bond #32	0.00	66,800.00	-66,800.00

Holland Dutchmen- 2021 Budget Disclosure

Account	Description	2021-2022	2020-2021	Change
A 9722.699-00-0000	0034 Principal Bus Bond #34	58,400.00	58,400.00	0.00
A 9722.791-00-0000	0035 INTEREST BUS BOND #35	4,245.00	5,660.00	-1,415.00
A 9722.794-00-0000	0037 INT. BUS BOND #37	3,668.11		3,668.11
A 9722.795-00-0000	0036 INT. BUSES BOND#36	3,557.51	5,318.00	-1,760.49
A 9722.796-00-0000	0033 Interest Bus Bond #33	1,478.40	2,956.80	-1,478.40
A 9722.797-00-0000	0032 Interest Bus Bond #32	0.00	1,329.32	-1,329.32
A 9722.799-00-0000	0034 Interest Bus Bond #34	2,908.32	4,362.48	-1,454.16
9722	*	279,329.74	300,662.60	-21,332.86
A 9733.700-00-0000	BAN - Interest (Construction)	0.00	180,000.00	-180,000.00
9733	*	0.00	180,000.00	-180,000.00
97	**	1,821,409.74	1,506,261.64	315,148.10
A 9901.930-00-0000	INTERFUND TRANSFER - LUNCH FUND	50,000.00	50,000.00	0.00
A 9901.950-00-0000	INTERFUND TRANSFER - PHC SUMMER	45,000.00	45,000.00	0.00
9901	TRANSFER TO SPECIAL AID *	95,000.00	95,000.00	0.00
A 9950.900-00-0000	INTERFUND TRANSFER-CAPITAL	100,000.00	100,000.00	0.00
9950	TRANSFER TO CAPITAL *	100,000.00	100,000.00	0.00
99	**	195,000.00	195,000.00	0.00
9	***	6,102,979.54	5,716,178.69	386,800.85
	Grand Totals:	21,298,400.00	20,908,549.00	389,851.00

Property Tax Report Card and Administrative Salary Disclosure

2021-22 Property Tax Report Card

Holland Central School District		
Contact Person: Christine Ljungberg	Budgeted 2020-21 (A)	Proposed Budget 2021-22 (B)
Telephone Number: 716-537-8228		
Total Budgeted Amount, not Including Separate Propositions	20,908,549	21,298,400
A. Proposed Tax Levy to Support the Total Budgeted Amount ¹	7,787,170	7,935,126
B. Tax Levy to Support Library Debt, if Applicable	0	0
C. Tax Levy for Non-Excludable Propositions, if Applicable ²	0	0
D. Total Tax Cap Reserve Amount Used to Reduce Current Year Levy, if Applicable	0	0
E. Total Proposed School Year Tax Levy (A + B + C - D)	7,787,170	7,935,126
F. Permissible Exclusions to the School Tax Levy Limit	23,685	113,049
G. School Tax Levy Limit, <u>Excluding</u> Levy for Permissible Exclusions ³	7,763,485	7,822,077
H. Total Proposed School Year Tax Levy, <u>Excluding</u> Levy to Support Library Debt and/or Permissible Exclusions (E - B - F + D)	7,763,485	7,822,077
I. Difference: (G - H); (negative value requires 60.0% voter approval) ²	0	0
Public School Enrollment	854	787
Consumer Price Index	1.81%	1.23%

¹ Include any prior year reserve for excess tax levy, including interest.

² Tax levy associated with educational or transportation services propositions are not eligible for exclusion under the School Tax Levy Limit and may affect voter approval requirements.

³ For 2021-22, include any carryover from 2020-21 and exclude any tax levy for library debt or prior year reserve for excess tax levy, including interest.

	Actual 2020-21 (D)	Estimated 2021-22 (E)
Adjusted Restricted Fund Balance	1,803,832	1,838,950
Assigned Appropriated Fund Balance	507,632	477,690
Adjusted Unrestricted Fund Balance	1,381,653	1,183,897
Adjusted Unrestricted Fund Balance as a Percent of the Total Budget	6.6%	5.37%

Schedule of Reserve Funds					
Reserve Type	Reserve Name	Reserve Description *	3/31/21 Actual Balance	6/30/21 Estimated Ending Balance	Intended Use of the Reserve in the 2021-22 School Year
Capital	Capital Reserve Fund	To pay the cost of any object or purpose for which bonds may be issued.	975260	975400	0
Repair	n/a	To pay the cost of repairs to capital improvements or equipment.	0	0	0
Workers' Compensation	n/a	To pay for Workers Compensation and benefits.	0	0	0
Unemployment Insurance	Unemployment Reserve	To pay the cost of reimbursement to the State Unemployment Insurance Fund.	158629	158677	0
Reserve for Tax Reduction	n/a	For the gradual use of the proceeds of the sale of school district real property.	0	0	0
Mandatory Reserve for Debt Service	Debt Service Reserve	To cover debt service payments on outstanding obligations (bonds, BANS) after the sale of district capital assets or improvements.	45108	45162	\$0.00
Insurance	Insurance Reserve	To pay liability, casualty, and other types of uninsured losses.	10723	10729	0
Property Loss	n/a	To establish and maintain a program of reserves to cover property loss.	0	0	0
Liability	n/a	To establish and maintain a program of reserves to cover liability claims incurred.	0	0	0
Tax Certiorari	n/a	To establish a reserve fund for tax certiorari settlements.	0	0	0
Reserve for Insurance Recoveries	n/a	To account for unexpended proceeds of insurance recoveries at the fiscal year end.	0	0	0
EBALR - Employee Benefit Accrued Liability	EE Benefit Reserve	For the payment of accrued employee benefits due to employees upon termination of service.	409152	409332	\$24,000 anticipated sick payout per contract
Retirement Contribution	EE Retirement Contribution	To fund employer retirement contributions to the State and Local Employees' Retirement System.	240137	240255	0
Other Reserve	n/a		0	0	0

Salary: Administrative Compensation Information

2020-2021 - Page 1

141701 - HOLLAND CSD

Official - as of 04/28/2021 10:08 AM

Form Due May 10, 2021

2021-2022 Salary Threshold = \$143,000

In response to legislative efforts to encourage greater cost sharing in service provision and local government administration, we now provide a section for districts that share administrative staff to highlight these efforts for the upcoming school year. Each sharing district should identify in the form the other district(s) with which they will be sharing administrative staff for school year 2021-2022.

If you will be sharing a Superintendent, list the other district (or districts) in the text box. If you will be sharing other administrative staff required to be reported, please send an email to EMSCMGTS@nysed.gov indicating the title of the staff persons(s) as well as the other district(s) involved in the cost-sharing.

*The salaries, benefits and other compensation reported in the form should reflect only the financial support or commitment that your district will be making. They should **not** reflect the total amounts budgeted to be paid by all participating districts over the school year.*

Report Estimated Salaries in the Budget for the 2021-2022 School Year
Sections 1608 and 1716 of the Education Law
(Please read the instructions and definitions before completing this form.)

Title	Salary	Employee Benefits	Other Remuneration
1. Superintendent of Schools	174,100	32,122	

Please list the district or districts with which you will be sharing a superintendent (if applicable):

Associate, Assistant and Deputy Superintendents

(Example Titles: Associate Superintendent for Instruction, Deputy Superintendent, Assistant Superintendent for Business, etc.)

HOLLAND CENTRAL SCHOOL DISTRICT

NOTICE OF ANNUAL DISTRICT VOTE

NOTICE IS HEREBY GIVEN, that the Annual Budget Hearing of the Holland Central School District, Erie County, New York (the "District") will be held at the Holland Community Center, 3 Legion Drive, Holland, New York on Monday evening, May 10, 2021 at 6:30 p.m. prevailing time, for the purpose of presenting the District's 2021-2022 budget and any propositions that may have been approved for presentation by the Board of Education for the fiscal year commencing July 1, 2021 and ending June 30, 2022, and for the transaction of such other business as may be authorized by law.

NOTICE IS ALSO GIVEN, that the Annual District Vote will be held on Tuesday, May 18, 2021 from 7:00 a.m. to 8:00 p.m. prevailing time at the Holland Community Center, Legion Drive, Holland, New York for the following purposes: (i) voting upon the District's budget for the fiscal year commencing July 1, 2021 and ending June 30, 2022, (ii) voting upon a proposition for the purchase and financing of school buses,

(iii) voting upon a proposition for the authorization and financing of a capital project, (iv) voting for the purpose of electing two at-large members of the District's Board of Education and (v) transacting such other business as may be authorized by law. The specific propositions that will be the subject of voting at the Annual District Vote are set forth below:

PROPOSITION NO. 1 - 2021-2022 BUDGET

Shall the following proposition be adopted?

RESOLVED, that the budget for the Holland Central School District for the fiscal year commencing July 1, 2021 and ending June 30, 2022, as presented by the Board of Education, is hereby approved and adopted, and the required funds therefor are hereby appropriated and the necessary real property taxes required shall be raised by a tax on the taxable property in the District to be levied and collected as required by law.

PROPOSITION NO. 2 - PURCHASE AND FINANCING OF SCHOOL BUSES

Shall the following proposition be adopted?

RESOLVED, that the Board of Education of the Holland Central School District (the "District") is hereby authorized to purchase school buses (and related equipment) for use in the transportation program of the District, an estimated maximum cost of \$256,468, and to expend therefor an aggregate sum not to exceed \$256,468; and be it further

RESOLVED, that the sum of \$256,468 (which may include certain up-front financing costs), plus an amount for interest thereon, shall be funded by the levy of a tax upon the taxable property of the District and collected in annual installments as provided by Section 416 of the Education Law; and be it further

RESOLVED, that in anticipation of such tax, bonds or other obligations (including, without limitation, obligations arising under leases, lease/purchase contracts or installment purchase contracts having a term of not more than five years) of the District shall be issued or entered into in accordance with applicable provisions of New York State law; and be it further

RESOLVED, that New York State Transportation Aid funds expected to be received by the District are anticipated to offset a substantial part of such costs, and such funds, to the extent received, shall be applied to offset and reduce the amount of taxes herein authorized to be levied.

PROPOSITION NO. 3 - CAPITAL IMPROVEMENTS PROJECT, 2021

Shall the following resolutions be adopted?

RESOLVED, that the Board of Education (the "Board") of the Holland Central School District, Erie County, New York (the "District"), is hereby authorized to undertake a proposed "Capital Improvements Project, 2021" consisting of the reconstruction, rehabilitation and renovation, in part, and the construction of improvements and upgrades to various District buildings and facilities and the sites thereof (collectively, the "Project") to implement various health, safety, accessibility and Code compliance measures required by the State Education Department in connection with any significant capital improvements project, and various other measures that are generally described

in (but are not to be limited by) the project plan that has been prepared by the District (with the assistance of Gordon W. Jones Associates, Architects, P.C.) and that is available for public inspection in the offices of the District Clerk (the "Project Plan"), such work being anticipated to include, without limitation and to the extent as and where required, the elements that are generally described below. At the existing High School track and athletic field location, proposed site work is anticipated to include a new 8-lane track and associated field event facilities and a synthetic turf multi-sport athletic field with synthetic surface D-zones. The new track and synthetic turf field facility is anticipated to include accessory upgrades such as a storm water management underdrainage system tying into a recently upgraded storm water line, field lighting, electrical utilities, and pedestrian circulation pavement. Possible building upgrades are anticipated to include High School locker room reconstruction, including restrooms that will be accessible with a new ramp from the outside of the building. Mechanical upgrades, such as a boiler and gymnasium air handling units, are anticipated at the Elementary School. If the budget allows after receiving construction bids, or if other items are identified, additional similar renovations, upgrades, and improvements could be undertaken. All of such work (or so much thereof as can be accomplished within the overall budget for the Project, once the construction bids are received) is to be undertaken at an estimated maximum cost of \$7,500,000, and will include the purchase of original furnishings, equipment, machinery and apparatus required in connection with the purposes for which such buildings, facilities and sites are used, and all ancillary or related work required in connection therewith, and the Board is authorized to expend therefor, including for preliminary costs and costs incidental thereto and in connection with the financing thereof, an amount not to exceed the estimated maximum cost of \$7,500,000, provided that the detailed costs of the components of the Project (as generally described in the Project Plan) may be reallocated among such components, or such components may be deleted, revised or supplemented if (i) the Board shall determine that such reallocation, deletion, revision or supplementation is in the best interests of the District and (ii) the aggregate amount to be expended for the Project shall not exceed \$7,500,000 and (iii) no material change shall be made in the overall scope and nature of the Project; and be it further

RESOLVED, that the Board is hereby authorized to expend or apply toward the Project (i) during the current fiscal year of the District, the entire balance (which stands at approximately \$775,000), plus any additional interest earned, from the District's 2016 Building Capital Reserve Fund, and then to terminate such fund, (2) \$200,000 from the District's Capital Improvements Reserve Fund that was established in June of 2020 and (3) \$600,000 of other available District funds; and be it further

RESOLVED, that a tax is hereby voted to finance the balance of the estimated maximum cost of the Project in an amount not to exceed \$5,925,000, such tax to be levied and collected in installments in such years and in such amounts as shall be determined by the Board; and be it further

RESOLVED, that in anticipation of such tax, obligations of the District (including, without limitation, serial bonds, statutory installment bonds, bond anticipation notes and/or lease/purchase obligations) are hereby authorized to be issued in the aggregate principal amount not to exceed \$5,925,000, and a tax is hereby voted to pay the interest on such obligations as the same shall become due and payable; and be it further

RESOLVED, that the New York State Building Aid funds that are expected to be received by the District are anticipated to offset a substantial part of the cost of the Project, and such funds shall, to the extent received, be applied to offset and reduce the amount of taxes herein authorized to be levied.

NOTICE IS ALSO GIVEN, that such Proposition No. 3 shall appear on the ballot sheet to be used for voting on such Proposition in substantially the following abbreviated form:

PROPOSITION NO. 3 – CAPITAL IMPROVEMENTS PROJECT, 2021

YES

NO

Shall the following resolution be adopted?

RESOLVED, that (a) the Board of Education (the “Board”) of the Holland Central School District, Erie County, New York (the “District”) is hereby authorized to undertake a “Capital Improvements Project, 2021” (the “Project”) consisting of the reconstruction, rehabilitation and renovation, in part, and the construction of improvements and upgrades to various District buildings and facilities (and the sites thereof) to implement various health, safety, accessibility and Code compliance measures and various other measures that are included and generally described in (but are not to be limited by) the Project Plan that was referred to in the public notice of the vote on this Proposition, and to expend therefor an amount not to exceed \$7,500,000; (b) the Board is authorized to expend or apply toward the Project (i) the entire balance (which stands at approximately \$775,000), plus any additional interest earned, from the District’s 2016 Building Capital Reserve Fund, and then to terminate such fund; (ii) \$200,000 from the District’s Capital Improvements Reserve Fund, 2020; and (iii) \$600,000 of other available District funds; (c) a tax is hereby voted in an amount not to exceed \$5,925,000 to finance the balance of the estimated maximum cost of the Project, such tax to be levied and collected in installments in such years and in such amounts as shall be determined by the Board; (d) in anticipation of such tax, obligations of the District are hereby authorized to be issued in the aggregate principal amount of not to exceed \$5,925,000, and a tax is hereby voted to pay the interest on such obligations as the same shall become due and payable; and (e) New York State Building Aid funds expected to be received by the District are anticipated to offset a substantial part of such costs, and such funds, to the extent received, shall be applied to offset and reduce the amount of taxes herein authorized to be levied.

NOTICE IS ALSO GIVEN, that an Environmental Assessment Form has been completed for all of the anticipated work involved in the Project, which constitutes an Unlisted action under the State Environmental Quality Review Act (“SEQRA”), a thorough review of the Project’s potential environmental impacts has been undertaken, it has been found that the Project will not result in a significant adverse impact on the environment, and a reasoned elaboration of the SEQRA review and findings has been provided in a Negative Declaration.

NOTICE IS ALSO GIVEN, that petitions nominating candidates for the office of two members of the Board of Education shall be filed in the Office of the District Clerk located at 103 Canada Street, Holland, New York, between the hours of 7:30 a.m. and 3:30 p.m., prevailing time, until not later than 5:00 p.m. on Monday, April 19, 2021.

The following vacancies are to be filled on the Board of Education by reason of the expiration of two terms, on June 30, 2021:

Two (2) At-Large Five-Year Terms to be filled through 6/30/2025
Last Incumbents – Kelleen Kensy and Bonnie Meahl-Rowe

Each petition shall be directed to the District Clerk, shall be signed by at least twenty-five (25) qualified voters of the District, shall state the name and residence of each candidate, and shall state the residence of each signer. Petition forms may be obtained from the District Clerk in the District Office at 103 Canada Street, Holland, New York, between the hours of 7:30 a.m. and 3:30 p.m., prevailing time, except for Saturdays, Sundays, and holidays.

NOTICE IS ALSO GIVEN, that optical scan voting machines, provided by the Board of Elections, will be used to record the vote on the budget, on all propositions, and on the election of two at-large members of the Board of Education pursuant to the District's Rules for the Use of Voting Machines and the Submission of Questions or Propositions to be Placed Thereon. Printed copies of such Rules are available at the office of the District Clerk at 103 Canada Street, Holland, New York.

NOTICE IS ALSO GIVEN, that absentee ballot applications will also be available at the office of the District Clerk between the hours of 7:30 a.m. and 3:30 p.m. Completed applications must be received by the District Clerk at least seven (7) days before the election, if the ballot is to be mailed to the voter, or on the day before the election, if the ballot is to be delivered personally to the voter. Proof of residency is required in order to obtain a ballot. Such form may include a driver's license, a non-driver identification card, a utility bill, or a voter registration card to be submitted with a completed application. Applications will be available beginning on April 5, 2021. Completed ballots must be received by the District Clerk not later than 5:00 p.m. prevailing time on Tuesday, May 18, 2021.

A list of persons to whom absentee ballots are issued will be available for inspection by qualified voters in the office of the District Clerk, between the hours of 7:30 a.m. and 3:30 p.m., prevailing time, until the day set for voting, except for Saturdays, Sundays and holidays, and such list will be available at the polling place. Any qualified voter present in the polling place may object to the voting of the ballot upon appropriate grounds for making his/her challenge and the reasons therefor known to the Inspector of Elections before the close of the polls.

NOTICE IS ALSO GIVEN, that military members who are qualified voters of the Holland Central School District may request an application for a military ballot from the District Clerk by mail to 103 Canada Street, Holland, New York, by email to cljungberg@hollandcsd.org, or by fax sent to 716-537-8228. In such request, the military voter may indicate their preference for receiving the application by mail, fax, or email. A military voter must return the original military ballot application by mail to the office of the District Clerk at 103 Canada Street, Holland, New York. In order for a military voter to be issued a military ballot, a valid military ballot application must be received in the office of the District Clerk no later than 5:00 P.M., on April 22, 2021. Military ballot applications received in accordance with the foregoing will be processed in the same manner as a non-military ballot application under Section 2018-b of the Education Law. The application for military ballot may include the military voter's preference for receipt of the military ballot by mail, fax, or email.

NOTICE IS ALSO GIVEN, that a military voter's original military ballot must be returned by mail to the office of the District Clerk at 103 Canada Street, Holland, New York. Military ballots shall be canvassed if they are received by the District Clerk before 5:00 p.m. on May 18, 2021 showing a cancellation mark of the United States Postal Service or a foreign country's postal service, or showing a dated endorsement of receipt by another agency of the United States Government; or received not later than 5:00 p.m. on May

18, 2021 and signed and dated by the military voter and one witness thereto, with a date which is ascertained to be not later than the day before the election.

NOTICE IS ALSO GIVEN, that District residents may obtain a copy of the budget at any schoolhouse in the District, during designated hours, on each day other than a Saturday, Sunday or holidays, during the fourteen days preceding the date of the annual meeting and election between the hours of 7:30 a.m. and 3:30 p.m. beginning on May 4, 2021.

NOTICE IS ALSO GIVEN, that the qualified voters of the District shall be entitled to vote at the Annual District Vote. A qualified voter is one who is (1) a citizen of the United States of America, (2) eighteen years of age or older, and (3) resident within the District for a period of thirty (30) days next preceding the Annual District Vote. The District shall require all persons offering to vote at the Annual District Vote to provide one form of proof of residency pursuant to Education Law § 2018 – c. Such form may include a driver’s license, a non-driver identification card, a utility bill, or a voter registration card. Upon offer of proof of residency, the District shall also require all persons offering to vote to provide their signature, printed name and address.

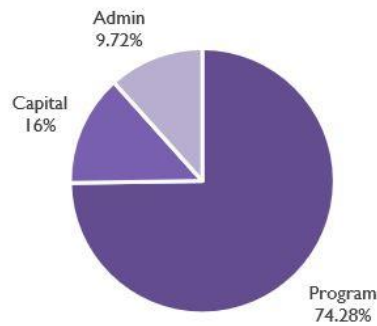
NOTICE IS ALSO GIVEN that the District is closely monitoring all current and future legal developments as they pertain to school district elections and budget votes. Due to the spread of the Covid-19 virus and Governor Cuomo’s executive orders mandating the closure of all schools and modifications of school elections, the deadlines and procedures stated herein may change as required by law or consistent with further state guidance. All District residents are encouraged to closely monitor the Districts’ website at **<https://www.hollandcsd.org/>** for the most up-to-date information concerning the District’s annual vote.

Christine Ljungberg
District Clerk

Holland Central School 2021-2022 Proposed Expenditure Budget

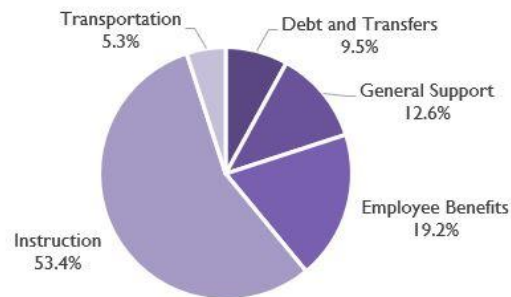
Tripartite Budget

	2020-2021	2021-2022	Change	% Change
Program	\$15,905,861	\$15,820,227	<\$85,634>	-.53%
Capital	\$3,010,513	\$3,408,869	\$398,356	13.23%
Administration	\$1,992,175	\$2,069,304	\$77,129	3.87%
Total	\$20,908,549	\$21,298,400	\$389,851	1.86%



Component Budget

	2020-2021	2021-2022	Change	% Change
General Support	\$2,653,469	\$2,696,109	\$42,640	1.6%
Instruction	\$11,288,438	\$11,372,504	\$84,066	.7%
Transportation	\$1,250,463	\$1,126,807	<\$123,656>	-9.9%
Employee Benefits	\$4,014,917	\$4,086,570	\$71,653	1.8%
Debt and Transfers	\$1,701,262	\$2,016,410	\$315,148	18.5%
Total	\$20,908,549	\$21,298,400	\$389,851	1.86%



Estimated Tax Impact

Estimated Tax Impact

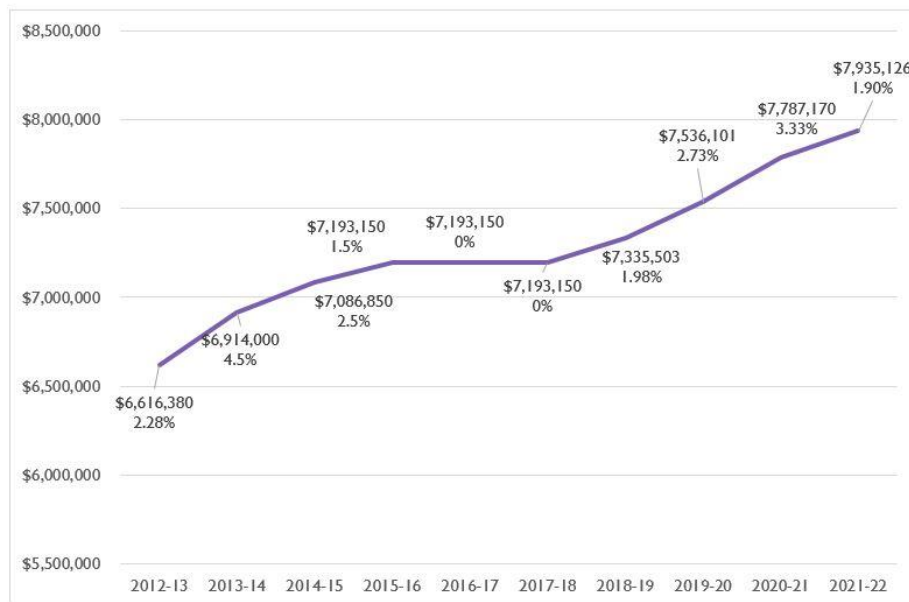
	Rate in 2020-2021	Rate in 2021-2022	Increase Per \$100K
Aurora	\$40.86	\$40.65	(\$21.49)
Colden	\$35.45	\$35.11	(\$34.04)
Concord	\$32.77	\$34.14	\$136.84
Holland	\$16.28	\$16.39	\$10.81
Sardinia	\$24.43	\$25.60	\$117.65
Wales	\$31.96	\$34.14	\$217.18
Java	\$12.92	\$13.96	\$103.81
Sheldon	\$12.93	\$13.96	\$103.68

Rates are estimates based on assessment values, equalization rates and exemptions from 2020-2021.

Holland Central School 2020-2021 Proposed Revenue Budget

Revenue Budget

	2020-2021	2021-2022	Change	% Change
Interfund & Approp. FB	\$833,811	\$522,890	<\$310,921>	<37.29%>
Misc Revenues	\$630,707	\$443,978	<\$186,729>	<29.61%>
Property Tax Levy	\$7,787,170	\$7,935,126	\$147,956	1.90%
Sales Tax	\$937,732	\$1,000,000	\$62,268	6.64%
State Aid	\$10,719,129	\$11,396,406	\$677,277	6.32%
Total	\$20,908,549	\$21,298,400	\$389,851	1.86 %



HCS Ten Year Tax Levy History

Candidates for the Board of Education

1. Kelly Kensy
2. Lloyd DeMario
3. Bonnie Meahl-Rowe

Two vacancies- five-year term

About Holland Central School

Mailing Address – 103 Canada Street, Holland NY 14080

Phone Numbers-

District Office-	(716) 537-8202
Harold O. Brumsted Elementary	(716) 537-8250
Holland Middle School	(716) 537-8275
Holland High School	(716) 537-8221

Administration-

Cathy Fabiatos, Superintendent of Schools,
Laurie Gregory, Director of Curriculum
Erik Smith, Director of Pupil Personnel Services
Carl Guidotti, Principal, Holland High School
Bryan Ford, Principal, Holland Middle School
Kelly Wetzler, Principal, Harold O. Brumsted Elementary
Christine Ljungberg, School Business Official and District Clerk

Board of Education-

Mr. Brian Jones, President
Mrs. Kelleen Kensy, Vice President
Mr. Gerald Vella
Mrs. Bonnie Meahl Rowe
Mr. Russel Clothier Jr.
Mr. Scott Wander
Mrs. Mary Jo Szucs

PROPERTY TAX REPORT CARD

NYS - Real Property System
County of Erie

Assessor's Report - 2020 - Prior Year File
S495 Exemption Impact Report
School District Summary

RPS221/V04/L001
Date/Time - 4/1/2021 09:25:44
Total Assessed Value 6,094,882

Equalized Total Assessed Value 20,148,370

School District - 145001 Holland Central

Exemption Code	Exemption Name	Statutory Authority	Number of Exemptions	Total Equalized Value of Exemptions	Percent of Value Exempted
13100	CO - GENERALLY	RPTL 406(1)	1	52,231	0.26
25120	NONPROF CORP - EDUC(,CONST PRC	RPTL 420-a	5	472,397	2.34
25130	NONPROF CORP - CHAR (CONST PRO	RPTL 420-a	1	41,322	0.21
41120	ALT VET EX-WAR PERIOD-NON-COMB	RPTL 458-a	2	36,000	0.18
41130	ALT VET EX-WAR PERIOD-COMBAT	RPTL 458-a	2	60,000	0.30
41134	ALT VET EX-WAR PERIOD-COMBAT	RPTL 458-a	1	30,000	0.15
41140	ALT VET EX-WAR PERIOD-DISABILI	RPTL 458-a	1	15,164	0.08
41400	CLERGY	RPTL 460	2	9,918	0.05
41720	AGRICULTURAL DISTRICT	AG-MKTS L 305	4	91,991	0.46
41800	PERSONS AGE 65 OR OVER	RPTL 467	1	82,646	0.41
41804	PERSONS AGE 65 OR OVER	RPTL 467	1	23,339	0.12
41834	ENHANCED STAR	RPTL 425	16	1,200,128	5.96
41854	BASIC STAR 1999-2000	RPTL 425	35	1,128,085	5.60
Total Exemptions Exclusive of System Exemptions:			72	3,243,220	16.10
Total System Exemptions:			0	0	0.00
Totals:			72	3,243,220	16.10

Values have been equalized using the Uniform Percentage of Value. The Exempt amounts do not take into consideration, payments in lieu of taxes or other payments for municipal services.

Amount, if any, attributable to payments in lieu of taxes: _____

NYS - Real Property System
County of Wyoming

Assessor's Report - 2020 - Prior Year File
S495 Exemption Impact Report
School District Summary

RPS221/V04/R 001
Date/Time - 4/12/2021 14:21:30
Total Assessed Value 46,006,896

Equalized Total Assessed Value 46,006,896

School District - 145001 Holland

Exemption Code	Exemption Name	Statutory Authority	Number of Exemptions	Total Equalized Value of Exemptions	Percent of Value Exempted
13500	TOWN - GENERALLY	RPTL 406(1)	1	8,000	0.02
25110	NONPROF CORP - RELIG(CONST PRO	RPTL 420-a	2	234,200	0.51
25300	NONPROF CORP - SPECIFIED USES	RPTL 420-b	1	63,000	0.14
26100	VETERANS ORGANIZATION	RPTL 452	1	63,000	0.14
26400	INC VOLUNTEER FIRE CO OR DEPT	RPTL 464(2)	1	250,300	0.54
27359	PRIVATELY OWNED CEMETERY LAND	RPTL 446	3	132,100	0.29
41120	ALT VET EX-WAR PERIOD-NON-COMB	RPTL 458-a	12	204,600	0.44
41126	ALT VET EX-WAR PERIOD-NON-COMB	RPTL 458-a	2	36,000	0.08
41130	ALT VET EX-WAR PERIOD-COMBAT	RPTL 458-a	8	222,825	0.48
41140	ALT VET EX-WAR PERIOD-DISABILI	RPTL 458-a	5	268,380	0.58
41300	PARAPLEGIC VETS	RPTL 458(3)	1	190,000	0.41
41720	AGRICULTURAL DISTRICT	AG-MKTS L 305	26	2,175,069	4.73
41800	PERSONS AGE 65 OR OVER	RPTL 467	1	38,700	0.08
41804	PERSONS AGE 65 OR OVER	RPTL 467	4	132,094	0.29
41805	PERSONS AGE 65 OR OVER	RPTL 467	1	37,050	0.08
41834	ENHANCED STAR	RPTL 425	43	2,852,042	6.20
41854	BASIC STAR 1999-2000	RPTL 425	130	3,891,125	8.46
42100	SILOS, MANURE STORAGE TANKS,	RPTL 483-a	2	17,600	0.04
47100	Mass Telecomm Ceiling	RPTL S499-qqqq	2	51,109	0.11
47610	BUSINESS INVESTMENT PROPERTY P	RPTL 485-b	1	12,640	0.03
49500	SOLAR OR WIND ENERGY SYSTEM	RPTL 487	2	20,500	0.04
Total Exemptions Exclusive of System Exemptions:			251	10,900,334	23.69
Total System Exemptions:			0	0	0.00
Totals:			251	10,900,334	23.69

Values have been equalized using the Uniform Percentage of Value. The Exempt amounts do not take into consideration, payments in lieu of taxes or other payments for municipal services.

Amount, if any, attributable to payments in lieu of taxes: _____

NYS - Real Property System
 County of Wyoming
 Town of Java
 SWIS Code - 563600

Assessor's Report - 2020 - Prior Year File
 S495 Exemption Impact Report
 School Detail Report

RPS221/V04/L001
 Date/Time - 4/12/2021 14:21:36
 Total Assessed Value 8,186,865
 Uniform Percentage 100.00

Equalized Total Assessed Value 8,186,865

School District - 145001 Holland

Exemption Code	Exemption Name	Statutory Authority	Number of Exemptions	Total Equalized Value of Exemptions	Percent of Value Exempted
26400	INC VOLUNTEER FIRE CO OR DEPT	RPTL 464(2)	1	250,300	3.06
27350	PRIVATELY OWNED CEMETERY LAND	RPTL 446	1	93,100	1.14
41120	ALT VET EX-WAR PERIOD-NON-COMB	RPTL 458-a	2	34,350	0.42
41720	AGRICULTURAL DISTRICT	AG-MKTS L 305	6	523,430	6.39
41800	PERSONS AGE 65 OR OVER	RPTL 467	1	38,700	0.47
41804	PERSONS AGE 65 OR OVER	RPTL 467	1	32,428	0.40
41834	ENHANCED STAR	RPTL 425	10	665,522	8.13
41854	BASIC STAR 1999-2000	RPTL 425	21	630,000	7.70
42100	SILOS, MANURE STORAGE TANKS,	RPTL 483-a	1	2,600	0.03
47100	Mass Telecomm Ceiling	RPTL S499-qqqq	1	15,169	0.19
49500	SOLAR OR WIND ENERGY SYSTEM	RPTL 487	1	5,500	0.07
Total Exemptions Exclusive of System Exemptions:			46	2,291,499	27.99
Total System Exemptions:			0	0	0.00
Totals:			46	2,291,499	27.99

Values have been equalized using the Uniform Percentage of Value. The Exempt amounts do not take into consideration, payments in lieu of taxes or other payments for municipal services.

Amount, if any, attributable to payments in lieu of taxes: _____

NYS - Real Property System
 County of Wyoming
 Town of Sheldon
 SWIS Code - 564600

Assessor's Report - 2020 - Prior Year File
 S495 Exemption Impact Report
 School Detail Report

RPS221/V04/L001
 Date/Time - 4/12/2021 14:21:36
 Total Assessed Value 37,820,031
 Uniform Percentage 100.00

Equalized Total Assessed Value 37,820,031

School District - 145001 Holland

Exemption Code	Exemption Name	Statutory Authority	Number of Exemptions	Total Equalized Value of Exemptions	Percent of Value Exempted
13500	TOWN - GENERALLY	RPTL 406(1)	1	8,000	0.02
25110	NONPROF CORP - RELIG/CONST PRO	RPTL 420-a	2	234,200	0.62
25300	NONPROF CORP - SPECIFIED USES	RPTL 420-b	1	63,000	0.17
26100	VETERANS ORGANIZATION	RPTL 452	1	63,000	0.17
27350	PRIVATELY OWNED CEMETERY LAND	RPTL 446	2	39,000	0.10
41120	ALT VET EX-WAR PERIOD-NON-COMB	RPTL 458-a	10	170,250	0.45
41126	ALT VET EX-WAR PERIOD-NON-COMB	RPTL 458-a	2	36,000	0.10
41130	ALT VET EX-WAR PERIOD-COMBAT	RPTL 458-a	8	222,825	0.59
41140	ALT VET EX-WAR PERIOD-DISABILI	RPTL 458-a	5	268,380	0.71
41300	PARAPLEGIC VETS	RPTL 458(3)	1	190,000	0.50
41720	AGRICULTURAL DISTRICT	AG-MKTS L 305	22	1,651,639	4.37
41804	PERSONS AGE 65 OR OVER	RPTL 467	3	99,866	0.26
41805	PERSONS AGE 65 OR OVER	RPTL 467	1	37,050	0.10
41834	ENHANCED STAR	RPTL 425	33	2,186,120	5.78
41854	BASIC STAR 1999-2000	RPTL 425	109	3,261,125	8.62
42100	SILOS, MANURE STORAGE TANKS,	RPTL 483-a	1	15,000	0.04
47100	Mass Telecomm Ceiling	RPTL S499-qqqq	1	35,940	0.10
47610	BUSINESS INVESTMENT PROPERTY P	RPTL 485-b	1	12,640	0.03
49500	SOLAR OR WIND ENERGY SYSTEM	RPTL 487	1	15,000	0.04
Total Exemptions Exclusive of System Exemptions:			206	8,608,835	22.76
Total System Exemptions:			0	0	0.00
Totals:			206	8,608,835	22.76

Values have been equalized using the Uniform Percentage of Value. The Exempt amounts do not take into consideration, payments in lieu of taxes or other payments for municipal services.

Amount, if any, attributable to payments in lieu of taxes: _____



These enrollment data are collected as part of NYSED's Student Information Repository System (SIRS). These counts are as of "BEDS Day" which is typically the first Wednesday in October. Available are school year. For nonpublic school enrollment data please see the Non-Public School Enrollment and Staff information on NYSED's Information and Reporting Services webpage.

Holland CSD Enrollment (2019-2020)

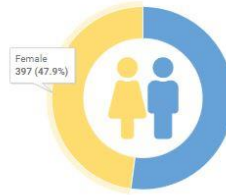
HOLLAND CSD ENROLLMENT (2019 - 20)

K-12 Enrollment: 829

+ Filter this data

ENROLLMENT BY GENDER

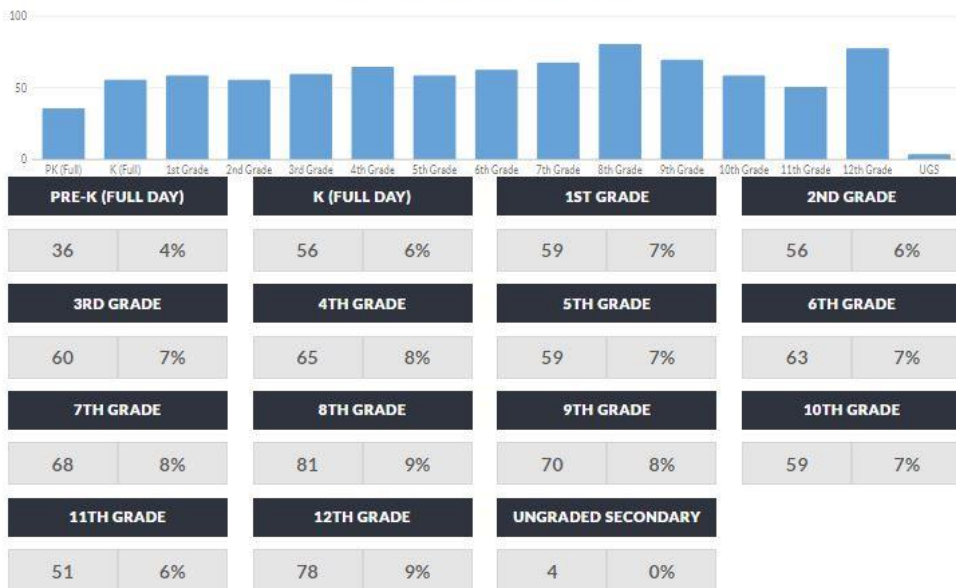
MALE	
432	52%
FEMALE	
397	48%



OTHER GROUPS

ENGLISH LANGUAGE LEARNERS		STUDENTS WITH DISABILITIES		ECONOMICALLY DISADVANTAGED			
—	—	131	16%	318	38%		
MIGRANT		HOMELESS		FOSTER CARE		PARENT IN ARMED FORCES	
—	—	—	—	7	1%	—	—

ENROLLMENT BY GRADE



NYS SCHOOL REPORT CARD FISCAL ACCOUNTABILITY SUPPLEMENT (2019-2020)

Information about Expenditure Ratios (2018-2019)

(Data are lagged a year)

New York State Education Law and the Commissioner's Regulations have required the attachment of the NYS School Report Card to the public school district budget proposal. The regulations required that certain expenditure ratios for general education and special education students be reported and compared with ratios for similar districts and all public schools. The required ratios for this district are reported below.

	Pupil Count	Federal		State & Local		Total	
		Expenditures	Expenditures Per Pupil	Expenditures	Expenditures Per Pupil	Expenditures	Expenditures Per Pupil
This District	865	\$607,624	\$702	\$15,132,424	\$17,494	\$15,740,048	\$18,197
Statewide	2,638,949	\$2,632,354,668	\$998	\$57,627,620,079	\$21,837	\$60,259,974,747	\$22,835

Instructional Expenditures for General Education are K-12 expenditures for classroom instruction (excluding Special Education) plus a proration of building level administrative and instructional support expenditures. These expenditures include amounts for instruction of students with disabilities in a general-education setting. District expenditures, such as transportation, debt service and district-wide administration are not included.

The pupil count for General Education is K-12 average daily membership plus K-12 pupils for whom the district pays tuition to another school district. This number represents all pupils, including those classified as having disabilities and those not classified, excluding only students with disabilities placed out of district. Pupils resident in the district but attending a charter school are included. For districts in which a county jail is located, this number includes incarcerated youth to whom the district must provide an education program.

Instructional Expenditures for Special Education are K-12 expenditures for students with disabilities (including summer special education expenditures) plus a proration of building-level administrative and instructional support expenditures. District expenditures, such as transportation, debt service and district-wide administration are not included.

The pupil count for Special Education is a count of K-12 students with disabilities for the school year plus students for whom the district receives tuition from another district plus students for whom the district pays tuition to another district. Students attending the State schools at Rome and Batavia, private placements and out-of-state placements are included.

Instructional Expenditures Per Pupil is the simple arithmetic ratio of Instructional Expenditures to Pupils. The total cost of instruction for students with disabilities may include both general- and special-education expenditures. Special-education services provided in the general-education classroom may benefit students not classified as having disabilities.

Total Expenditures Per Pupil is the simple arithmetic ratio of Total Expenditures to Pupils. Total Expenditures include district expenditures for classroom instruction, as well as expenditures for transportation, debt service, community service and district-wide administration that are not included in the Instructional Expenditure values for General Education and Special Education. As such, the sum of General Education and Special Education Instructional Expenditures does not equal the Total Expenditures.

NEW YORK STATE NAEP GRADE 4

SUBGROUP	READING				MATH			
	BELOW BASIC	BASIC	PROFICIENT	ADVANCED	BELOW BASIC	BASIC	PROFICIENT	ADVANCED
All Students	34	31	26	8	24	40	29	8
Students with Disabilities	73	18	7	1	61	30	7	2
American Indian or Alaska Native	*	*	*	*	*	*	*	*
Asian	21	27	34	17	8	23	43	26
Native Hawaiian/Other Pacific Islander	*	*	*	*	*	*	*	*
Black or African American	53	31	14	2	43	40	16	1
Hispanic or Latino	45	32	19	4	33	45	19	2
White	24	32	33	11	14	39	38	9
Multiracial	24	23	35	18	15	42	31	12
Limited English Proficient	78	17	4	*	51	40	8	1
Economically Disadvantaged	49	31	17	3	33	43	21	3

NEW YORK STATE NAEP GRADE 8

SUBGROUP	READING				MATH			
	BELOW BASIC	BASIC	PROFICIENT	ADVANCED	BELOW BASIC	BASIC	PROFICIENT	ADVANCED
All Students	30	38	28	4	34	32	22	11
Students with Disabilities	58	31	10	1	72	22	5	2
American Indian or Alaska Native	*	*	*	*	*	*	*	*
Asian	21	33	36	10	15	25	29	31
Native Hawaiian/Other Pacific Islander	*	*	*	*	*	*	*	*
Black or African American	43	38	17	1	55	30	12	3
Hispanic or Latino	41	38	19	2	49	35	14	3
White	20	39	35	6	23	33	29	15
Multiracial	*	*	*	*	*	*	*	*
Limited English Proficient	83	16	1	*	88	10	2	*
Economically Disadvantaged	40	38	20	2	47	32	16	5

NATIONAL NAEP GRADE 4

SUBGROUP	READING				MATH			
	BELOW BASIC	BASIC	PROFICIENT	ADVANCED	BELOW BASIC	BASIC	PROFICIENT	ADVANCED
All Students	35	31	26	9	20	40	32	9
Students with Disabilities	70	18	9	2	51	33	14	3
American Indian or Alaska Native	50	30	17	3	32	43	22	4
Asian	18	25	35	22	7	23	41	29
Native Hawaiian/Other Pacific Islander	45	31	20	4	30	40	24	5
Black or African American	53	30	15	3	35	45	18	2
Hispanic or Latino	46	31	19	4	27	45	24	3
White	24	31	32	12	12	36	40	12
Multiracial	28	32	29	11	17	40	34	10
Limited English Proficient	65	25	8	1	41	43	15	1
Economically Disadvantaged	48	31	18	3	29	45	23	3

NATIONAL NAEP GRADE 8

SUBGROUP	READING				MATH			
	BELOW BASIC	BASIC	PROFICIENT	ADVANCED	BELOW BASIC	BASIC	PROFICIENT	ADVANCED
All Students	28	39	29	4	32	35	23	10
Students with Disabilities	64	27	8	1	68	23	7	2
American Indian or Alaska Native	40	41	19	1	48	37	13	3
Asian	13	30	43	13	12	24	31	33
Native Hawaiian/Other Pacific Islander	38	38	23	2	47	34	15	4
Black or African American	47	39	14	1	54	33	11	2
Hispanic or Latino	38	40	20	1	43	37	16	3
White	19	39	36	5	21	36	30	13
Multiracial	24	40	31	5	28	36	25	11
Limited English Proficient	73	24	3	*	73	22	4	1
Economically Disadvantaged	40	40	18	1	46	36	15	3

*There are not sufficient data for this subgroup.

The New York State Report Card is an important part of the Board of Regents' effort to create educational equity and raise learning standards for all students. Knowledge gained from the report card on a school's or district's strengths and weaknesses can be used to improve instruction and services to students. The report card provides information to the public on school/district staff, students, and measures of school and district performance as required by the Every Student Succeeds Act (ESSA). Fundamentally, ESSA is about creating a set of interlocking strategies to promote educational equity by providing support to districts and schools as they work to ensure that every student succeeds. New York State is committed to ensuring that all students succeed and thrive in school no matter who they are, where they live, where they go to school, or where they come from.

2-YEAR Institutions

A postsecondary institution that offers programs of at least 2 but less than 4 years duration. This includes occupational and vocational schools with programs of at least 1800 hours and academic institutions with programs of less than 4 years. This does not include bachelor's degree-granting institutions where the baccalaureate program can be completed in 3 years.

4-YEAR/GRAD Institutions

A postsecondary institution that offers programs of at least 4 years duration or one that offers programs at or above the baccalaureate level. This includes schools that offer post baccalaureate certificates only or those that offer graduate programs only. This also includes free-standing medical, law or other first-professional schools.

Alternative High School Equivalency Preparation Program (AHSEPP)

A program of preparation for the High School Equivalency Examination for students 16 to 19 years old as described in Section 100.7(h) of the Regulations of the Commissioner of Education. The number of enrolled students used as the denominator for determining the percentage of students who entered an AHSEPP is the number of students in grades 9-12 and ungraded secondary-level students age 14 or older.

Armed Forces Parent

Student with one or more parent or guardian who is a member of the Armed Forces and on Active Duty. The Armed Forces are the Army, Navy, Air Force, Marine Corps, the Coast Guard, or full-time National Guard. Active duty means full-time duty in the active military service of the United States. Such term includes full-time training duty, annual training duty, and attendance, while in the active military service, at a school designated as a service school by law or by the Secretary of the military department concerned.

Attendance Rate

Annual Attendance Rate is determined by dividing the school's (or district's) total actual attendance by the total possible attendance for a school year. A school's (or district's) actual attendance is the sum of the number of students in attendance on each day the school (or district's schools) was open during the school year. Possible attendance is the sum of the number of enrolled students who should have been in attendance on each day the school (or schools) was open during the school year. The state's Annual Attendance Rate is a weighted average of all district-level attendance rates. Attendance data are lagged a year because data for the reporting year are reported in October following the close of that reporting year.

Average Class Size

Average Class Size is the total registration in specified classes divided by the number of those classes with registration. The count only includes the reporting of students with the grade level associated with the class/course (e.g. tenth grade students enrolled in Mathematics Grade 10). It excludes the reporting of mixed-level classes. Common Branch refers to self-contained classes in Grades 1-6.

CUNY

City University of New York

Completers

Completers are students with a local diploma with or without Regents endorsement or with an Individualized Education Diploma (IEP).

Core Classes

Core Classes are primarily K-6 common branch, English, mathematics, science, social studies, art, music, and foreign languages.

Dropouts

Dropouts are students in grades 7-12 and ungraded secondary students whose last regular enrollment record indicated they dropped out of school.

Economically Disadvantaged

Economically disadvantaged students are those who participate in, or whose family participates in, economic assistance programs, such as the free or reduced-price lunch programs, Social Security Insurance (SSI), Food Stamps, Foster Care, Refugee Assistance (cash or medical assistance), Earned Income Tax Credit (EITC), Home Energy Assistance Program (HEAP), Safety Net Assistance (SNA), Bureau of Indian Affairs (BIA), or Family Assistance: Temporary Assistance for Needy Families (TANF). If one student in a family is identified as low income, all students from that household (economic unit) may be identified as low income.

English Language Learners

English Language Learners (ELLs) are those who, by reason of foreign birth or ancestry, speak or understand a language other than English and speak or understand little or no English, and require support in order to become proficient in English and are identified pursuant to Section 154.3 of Commissioner's Regulations.

First-Professional

A student enrolled in any of the following degree programs: Chiropractic (D.C. or D.C.M.), Dentistry (D.D.S. or D.M.D.), Law (L.L.B., J.D.), Medicine (M.D.), Optometry (O.D.), Osteopathic Medicine (D.O.), Pharmacy (Pharm.D.), Podiatry (D.P.M., D.P., or Pod.D.), Theology (M.Div., M.H.L., B.D., or Ordination), Veterinary Medicine (D.V.M.), Audiology, (Au.D.), Nursing Practice (D.N.P.), and Physical Therapy (D.P.T.)

First-Time

An entering freshman who has never attended any college (or other postsecondary institution), aside from college credits earned in high school. Includes students enrolled in the fall term who attended college for the first time in the prior summer term. Also includes students who entered with advanced standing (college credits earned before graduation from high school).

Foster Care

Student who is in 24-hour substitute care for children placed away from their parents and for whom the agency under title IV-E of the Social Security Act has placement and care responsibility. This includes, but is not limited to, placements in foster family homes, foster homes of relatives, group homes, emergency shelters, residential facilities, child care institutions, and pre-adoptive homes. A child is in foster care in accordance with this definition regardless of whether or not the foster care facility is licensed and payments are made by the State, tribal, or local agency for the care of the child, whether adoption subsidy payments are being made prior to the finalization of an adoption, or whether there is federal matching of any payments that are made.

Free and Reduced-Price Lunch (FRPL)

Eligible for Free Lunch and Eligible for Reduced-Price Lunch percentages are determined by dividing the number of approved lunch applicants by the Basic Educational Data System (BEDS) enrollment in full-day Kindergarten through Grade 12.

Full-Time

Undergraduate: A student enrolled for 12 or more semester credits, 12 or more quarter credits, or 24 or more contact hours a week each term. Graduate: A student enrolled for 9 or more semester credits, 9 or more quarter credits, or a student involved in thesis or dissertation preparation that is considered full-time by the institution. First-Professional: As defined by the institution.

Full-Time Equivalent

Full-Time Equivalent is calculated as follows:

- Undergraduates: Full-Time + $\frac{1}{3}$ Part-Time
- Graduates and First Professionals: Full-Time + $\frac{2}{3}$ Part-Time

Gender

Gender (Male or Female) of the student being reported, as identified by the student. In the case of very young transgender students not yet able to advocate for themselves, gender may be identified by the parent or guardian.

Grade

Instructional level for the student, as determined by the school district. Pre-Kindergarten counts include half- and full-day students. Students classified by districts as "pre-first" are included in first grade counts. Ungraded students are those assigned to a class that is not organized on the basis of grade grouping and has no standard grade designation. This includes both regular and special classes that have no grade designations. Such a class may contain students of different ages who are identified according to level of performance in one or more areas of instruction, rather than according to grade level or age level. The definition of 'Ungraded' does not include out-of-school youth, preschoolers, or children who are not yet school age. Ungraded Elementary includes ungraded students who are age equivalent to students in Kindergarten through 6th grade. Ungraded Secondary includes ungraded students who are age equivalent to students in 7th through 12th grade.

Graduate Student

A student who holds a bachelor's, first-professional degree, or equivalent, and is taking courses at the post baccalaureate level. These students may or may not be enrolled in graduate programs (not to include students in first-professional programs).

Graduates

Graduates include students who received a local diploma or a local diploma with Regents endorsement (Regents diploma). All students who received a Regents diploma (with or without Advanced Designation or CTE Endorsement) are included in the number of students with Regents diploma.

High School Completers

High school completers are Graduates plus students who received an Individualized Education Diploma (IEP).

Highly Qualified Teachers

To be Highly Qualified, a teacher must have at least a Bachelor's degree, be certified to teach in the subject area or otherwise in accordance with State standards, and show subject matter competency.

In public schools, a teacher who taught one class outside of the certification area(s) is counted as Highly Qualified provided that 1) the teacher had been determined by the school or district through the HOUSSSE process or other state-accepted methods to have demonstrated acceptable subject knowledge and teaching skills and 2) the class in question was not the sole assignment reported. Credit for incidental teaching does not extend beyond a single assignment. Independent of Highly Qualified Teacher status, any assignment for which a teacher did not hold a valid certificate still registers as teaching out of certification.

In charter schools, a teacher is counted as Highly Qualified if the teacher has at least a Bachelor's degree, is certified to teach, and shows subject matter competency. Enabling legislation allows charter school teachers to be employed if they hold any valid teaching certificate. Legislation also permits up to 30 percent, with a maximum of five, whichever is less, plus an additional five teachers of mathematics, science, computer science, technology, or career and technical education, and an additional five teachers of a charter school to be without certification and be considered Highly Qualified if they meet all remaining criteria.

High-poverty and low-poverty schools used for highly qualified teacher categorization are those schools in the upper and lower quartiles, respectively, for percentage of students eligible for a free or reduced-price lunch.

Statewide "Total Number of Teachers" includes a small number of teachers counted more than once if they were reported in multiple districts.

Homeless

Student who lacks a fixed, regular, and adequate nighttime residence, including a student who is sharing the housing of other persons due to a loss of housing, economic hardship, or similar reason; living in motels, hotels, trailer parks or camping grounds due to the lack of alternative adequate accommodations; abandoned in hospitals; or a migratory child, as defined in subsection 2 of section 1309 of the Elementary and Secondary Education Act of 1965, as amended, who qualifies as homeless under any of the above provisions; or has a primary nighttime location that is a supervised publicly or privately operated shelter designed to provide temporary living accommodations including, but not limited to, shelters operated or approved by the State or local department of social services, and residential programs for runaway and homeless youth established pursuant to article 19H of the executive law or a public or private place not designed for, or ordinarily used as, a regular sleeping accommodation for human beings, including a car, park, public space, abandoned building, substandard housing, bus, train stations, or similar setting. Homeless students do not include children in foster care placements or who are receiving educational services pursuant to subdivision four, five, six, six-a, or seven of Education Law §3202 or pursuant to article 81, 85, 87, or 88 of Education Law.

Independent

Is a private-not-for-profit institution.

Migrant

Student who is, or whose parent, guardian, or spouse is, a migratory agricultural worker, including a migratory dairy worker or a migratory fisher, and who, in the preceding 36 months, in order to obtain, or accompany such parent, guardian, or spouse, in order to obtain, temporary or seasonal employment in agricultural or fishing work has moved from one school district to another.

National Assessment of Educational Progress (NAEP)

The National Assessment of Educational Progress (NAEP), developed in 1969, is a nationally representative assessment of the performance of United States' students in mathematics, reading, science, writing, the arts,

civics, economics, geography, and U.S. history. The NAEP assessment is administered to a sampling of schools across New York State. Teachers, principals, parents, policymakers, and researchers use NAEP results to assess progress and develop ways to improve education in the United States. As part of a federal requirement, NYSED is publishing these statewide results on NAEP. There are no consequences for schools, teachers, or students based on NAEP results. For more information about NAEP, see the National Center for Education Statistics web site at <http://nces.ed.gov/nationsreportcard/>.

New York State Alternate Assessment (NYSAA)

The New York State Alternate Assessments are administered in English language arts (ELA) and mathematics to ungraded students with severe cognitive disabilities whose ages are equivalent to graded students in grades 3 through 8 and secondary level. They are administered in science to students with disabilities age equivalent to graded students in grades 4, 8, and secondary level. And they are administered in social studies at the secondary level only. Students identified by their district's Committee on Special Education as eligible to take the New York State Alternate Assessment (NYSAA) may use this assessment to fulfill the participation and performance criteria for elementary/middle- and secondary-level English language arts and mathematics and elementary/middle-level science for accountability.

New York State English as a Second Language Achievement Test (NYSESLAT)

The New York State English as a Second Language Achievement Tests are administered in grades K through 12 to limited English proficient students.

New York State Testing Program (NYSTP)

The New York State Testing Program (NYSTP) assessments are administered annually in English language arts (ELA) and mathematics in grades 3 through 8.

Non-completers

Non-completers is the sum of dropouts and students who entered an Alternative High School Equivalency Preparation Program (AHSEPP). The number of enrolled students used as the denominator for determining the percentage of noncompleters is the number of students in grades 9-12 and ungraded secondary-level students age 14 or older.

Part-Time

Undergraduate: A student enrolled for either less than 12 semester or quarter credits, or less than 24 contact hours a week each term. Graduate: A student enrolled for less than 9 semester or quarter credits. First-Professional: As defined by the institution.

Performance Levels

Descriptors of performance levels for the Grades 3-8 New York State Testing Program Assessments in English language arts (ELA) and Mathematics are available at <http://www.p12.nysed.gov/irs/ela-math/> in the "Scale Score to Performance Level Conversion Charts" section.

Descriptors of performance levels for Grades 4 and 8 Science Tests are available in the Rating Guides at <http://www.p12.nysed.gov/assessment/science/science-ei.html>.

Post-secondary Plans of Completers

Percent of students with Regents or local diplomas who reported their post-graduation plans to be attending college, entering the military, entering into employment, entering adult services, or other known or unknown.

Private Institutions

An educational institution controlled by a private individual(s) or by a nongovernmental agency, usually supported primarily by other than public funds, and operated by other than publicly elected or appointed officials. These institutions may be either for-profit or not-for-profit.

Proprietary

Is a private-for-profit institution.

Public Institutions

An educational institution whose programs and activities are operated by publicly elected or appointed school officials and which is supported primarily by public funds.

Race/Ethnicity

Race or races with which the student primarily identifies as indicated by the student or the parent/guardian.

- **American Indian or Alaska Native:** A person having origins in any of the original peoples of North and South America (including Central America) and who maintains cultural identification through tribal affiliation or community recognition.
- **Asian or Native Hawaiian/Other Pacific Islander:** A person having origins in any of the original peoples of the Far East, Southeast Asia, or the Indian subcontinent, including Cambodia, China, India, Japan, Korea, Malaysia, Pakistan, the Philippine Islands, Thailand, and Vietnam; or a person having origins in any of the original peoples of Hawaii, Guam, Samoa, or other Pacific Islands.
- **Black or African American:** A person having origins in any of the black racial groups of Africa.
- **Hispanic or Latino:** A person of Mexican, Puerto Rican, Cuban, Central or South American, or other Spanish culture or origin, regardless of race.

- **White:** A person having origins in any of the original peoples of Europe, North Africa, or the Middle East.
- **Multiracial:** Non-Hispanic students who are reported with more than one race.

Recently Arrived LEP Students

Recently arrived LEP students are limited English proficient (LEP) students (including those from Puerto Rico) who on April 1 of the reporting year will have been attending school in the United States for less than one year. These students may use the New York State English as a Second Language Achievement Test (NYSESLAT) in lieu of the 3-8 New York State Testing Program (NYSTP) in English language arts (ELA) to meet the participation requirement for making Adequate Yearly Progress in elementary/middle-level ELA for institutional accountability purposes.

Regents Competency Tests

Annual Regents Competency Test (RCT) results include those from August, January, and June of the reporting year. If a student takes the same RCT multiple times during the reporting year, only the highest score is included in the annual results.

Regents Examinations

Annual Regents examination results include those from August, January, and June of the reporting year. If a student takes the same Regents examination multiple times during the reporting year, only the highest score is included in the annual results.

SUNY

State University of New York

Staff Counts

Principals and assistant principals include full- and part-time. Other professional staff include administrators, guidance counselors, school nurses, psychologists, and other professionals who devote more than half of their time to non-teaching duties. Paraprofessionals include full- and part-time supplementary school personnel.

Students with Disabilities

Students with disabilities are those who have been identified as such by the Committee on Special Education and are receiving services under the Individuals with Disabilities Education Act (IDEA). Students with disabilities include those having an intellectual disability; hearing impairment, including deafness; speech or language impairment; visual impairment, including blindness; serious emotional disturbance; orthopedic impairment; autism; traumatic brain injury; developmental delay; other health impairment; specific learning disability; deaf-blindness; or multiple disabilities and who, by reason thereof, receive special education and related services under the IDEA according to an Individualized Education Program (IEP), Individualized Family Service Plan (IFSP), or a services plan.

Suspensions

Student Suspension rate is determined by dividing the number of students who were suspended from school (not including in-school suspensions) for one full day or longer anytime during the school year by the Basic Educational Data System (BEDS) day enrollments for that school year. A student is counted only once, regardless of whether the student was suspended one or more times during the school year. Suspension data are lagged a year because data for the reporting year are reported in October following the close of that reporting year.

Teacher Qualifications

- **No Valid Teaching Certificate:** The Percent with No Valid Teaching Certificate is the percent of teachers without a valid teaching certificate.
- **Teaching Out of Certification:** The Percent Teaching Out of Certification is the percent of teachers teaching out of certification on more than an incidental basis (more than one assignment). In charter schools, a teacher is allowed to be employed if the teacher has at least a Bachelor's degree, is certified to teach, and shows subject matter competency. Enabling legislation allows charter school teachers to be employed if they hold any valid teaching certificate. Legislation also permits up to 30 percent, with a maximum of five, whichever is less, plus an additional five teachers of mathematics, science, computer science, technology, or career and technical education, and an additional five teachers of a charter school to be employed without certification.
- **Three Year of Experience:** The Percent with Fewer Than Three Years of Experience is the percent of teachers with fewer than three years of teaching experience.
- **Master's Degree Plus 30 Hours or Doctorate:** The Percent with Master's Degree Plus 30 Hours or Doctorate is the percent of teachers with a Master's Degree and 30 hours of credits towards a doctorate or a Doctorate.
- **Number of Classes:** The Total Number of Classes is the number of classes/assignments reported by teachers. This includes all teaching/instructional assignments reported to the Department.
- **Teachers without Appropriate Certification:** The Percent Taught by Teachers without Appropriate Certification is the percent of all teachers teaching one or more assignments outside of certification.

Teacher Turnover Rate

Teacher Turnover Rate for a specified school year is the count of teachers in the prior school year who did not return to a teaching position in the district in the current school year expressed as a percentage. This includes all teaching/instructional assignments reported to the Department.

Total Cohort

A secondary-level total cohort consists of all students who first enter grade 9 anywhere or, in the case of ungraded students with disabilities, reach their seventeenth birthday in a particular school year (July 1 - June 30). The "year" used to identify the cohort is the year in which the July 1 - December 31 dates fall. For more detailed information on cohort definitions, see the [SIRS Manual](#).

Undergraduate

A student enrolled in, or taking courses creditable toward, a 4- or 5-year bachelor's degree program, an associate's degree program, or a vocational or technical program below the baccalaureate. High School students taking degree-credit work are included in the counts of all enrolled undergraduates.