





	Students Tested	Mean Score	Median Score	% of Students by Achievement Level
<b>NORTH POLE HIGH SCHOOL</b>	151	1595	1591	
<b>FAIRBANKS NORTH STAR BOROUGH SCHOOL DISTRICT</b>	5,878	1591	1586	
<b>ALASKA</b>	54,814	1588	1583	

**Achievement Levels**

Overall scores on the AK STAR Assessments are divided into four achievement levels: Advanced, Proficient, Approaching Proficient, and Needs Support.




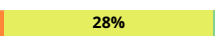







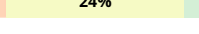


**Scale Scores**

The number of students and median and mean scale scores are reported at the grade level in the table below. The median is the middle score in the ordered list of all students' scale scores. The mean is the average scale score by grade.

For scale score ranges of all achievement levels, visit this page or scan the QR code: [education.alaska.gov/assessments/achievement](https://education.alaska.gov/assessments/achievement).



**ELA Summary By Grade**

Grade	Students Tested	Mean Score	Median Score	% of Students by Achievement Level				
				NS : 48%	AP : 28%	P : 22%	A : 2%	
9	151	1595	1591	School				
				District				
				State				

Due to rounding, the sum of the percentage values may not equal 100%.

**Performance by Instructional Area**

The table below shows how the performance of the school compares to the district and state mean RIT score for the instructional areas of the test.

**Comparison Legend**


- ↑ did better than the District/State mean RIT
- ≈ did about as well as the District/State mean RIT
- ↓ did not do as well as the District/State mean RIT
- ∅ did not attempt any items in this area

Grade	Students with Valid RIT Scores	Instructional Area	Comparison	
			District	State
9	151	Reading Overall	↓	↓
		• Literary Text	↓	↓
		• Informational Text	↓	↓
		• Vocabulary	↓	↓
		Language Usage Overall	↓	↓
		• Language: Grammar	↓	↓
		• Language: Mechanics	↓	↓
		• Writing: Write/Revise	↓	↓

	Students Tested	Mean Score	Median Score	% of Students by Achievement Level			
<b>NORTH POLE HIGH SCHOOL</b>	151	1563	1556	56%	26%	17%	
<b>FAIRBANKS NORTH STAR BOROUGH SCHOOL DISTRICT</b>	5,881	1543	1538	46%	21%	24%	8%
<b>ALASKA</b>	54,834	1541	1536	50%	18%	23%	8%

### Achievement Levels

Overall scores on the AK STAR Assessments are divided into four achievement levels: Advanced, Proficient, Approaching Proficient, and Needs Support.



### Scale Scores

The number of students and median and mean scale scores are reported at the grade level in the table below. The median is the middle score in the ordered list of all students' scale scores. The mean is the average scale score by grade.

For scale score ranges of all achievement levels, visit this page or scan the QR code: [education.alaska.gov/assessments/achievement](https://education.alaska.gov/assessments/achievement).



### Math Summary By Grade

Grade	Students Tested	Mean Score	Median Score	% of Students by Achievement Level				
				NS : 56%	AP : 26%	P : 17%	A : 2%	
9	151	1563	1556	School	56%	26%	17%	
				District	54%	25%	15%	6%
				State	61%	21%	12%	6%

Due to rounding, the sum of the percentage values may not equal 100%.

**Performance by Instructional Area**

The table below shows how the performance of the school compares to the district and state mean RIT score for the instructional areas of the test.

**Comparison Legend**

- ↑ did better than the District/State mean RIT
- ≈ did about as well as the District/State mean RIT
- ↓ did not do as well as the District/State mean RIT
- ∅ did not attempt any items in this area

Grade	Students with Valid RIT Scores	Instructional Area	Comparison	
			District	State
9	151	Math Overall	≈	↑
		• Operations and Algebraic Thinking	↓	↑
		• The Real and Complex Number Systems	≈	↑
		• Geometry	≈	↑
		• Statistics and Probability	≈	↑