


	Students Tested	Mean Score	Median Score	% of Students by Achievement Level
LADD ELEMENTARY	203	1583	1579	
FAIRBANKS NORTH STAR BOROUGH SCHOOL DISTRICT	6,148	1591	1586	
ALASKA	55,941	1589	1583	

Achievement Levels

Overall scores on the AK STAR Assessments are divided into four achievement levels: Advanced, Proficient, Approaching Proficient, and Needs Support.



Scale Scores

The number of students and median and mean scale scores are reported at the grade level in the table below. The median is the middle score in the ordered list of all students' scale scores. The mean is the average scale score by grade.

For scale score ranges of all achievement levels, visit this page or scan the QR code: education.alaska.gov/assessments/achievement.



ELA Summary By Grade

Grade	Students Tested	Mean Score	Median Score	% of Students by Achievement Level				
3	52	1572	1574	NS : 29% AP : 46% P : 19% A : 6% School District State				
				54	1574	NS : 37% AP : 35% P : 22% A : 6% School District State		
						53	1584	NS : 40% AP : 28% P : 23% A : 9% School District State
								22
13	1617	NS : 23% AP : 23% P : 23% A : 31% School District State						
		9	--	Data not shown to protect student privacy. School District State				

Due to rounding, the sum of the percentage values may not equal 100%.




Performance by Instructional Area

The table below shows how the performance of the school compares to the district and state mean RIT score for the instructional areas of the test.

Comparison Legend

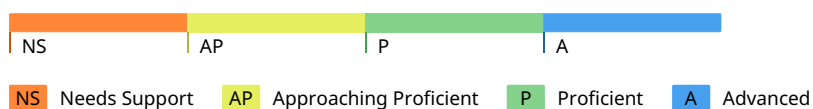
- ↑ did better than the District/State mean RIT
- ≈ did about as well as the District/State mean RIT
- ↓ did not do as well as the District/State mean RIT
- ∅ did not attempt any items in this area

Grade	Students with Valid RIT Scores	Instructional Area	Comparison	
			District	State
3	51	Reading Overall	↑	↑
		• Literary Text	↑	↑
		• Informational Text	↑	↑
		• Vocabulary	↑	↑
		Language Usage Overall	↑	↑
		• Language: Grammar	↑	↑
		• Language: Mechanics	↑	↑
		• Writing: Write/Revise	↑	↑
4	54	Reading Overall	↓	↓
		• Literary Text	↓	↓
		• Informational Text	↓	↓
		• Vocabulary	↓	↓
		Language Usage Overall	↓	↓
		• Language: Grammar	↓	↓
		• Language: Mechanics	↓	↓
		• Writing: Write/Revise	↓	↓
5	53	Reading Overall	↓	≈
		• Literary Text	↓	≈
		• Informational Text	↓	≈
		• Vocabulary	↓	≈
		Language Usage Overall	↓	↓
		• Language: Grammar	↓	↓
		• Language: Mechanics	↓	↓
		• Writing: Write/Revise	↓	↓
6	22	Reading Overall	↑	↑
		• Literary Text	↑	↑
		• Informational Text	↑	↑
		• Vocabulary	↑	↑
		Language Usage Overall	↑	↑
		• Language: Grammar	↑	↑
		• Language: Mechanics	↑	↑
		• Writing: Write/Revise	↑	↑
7	13	Reading Overall	↑	↑
		• Literary Text	↑	↑
		• Informational Text	↑	↑
		• Vocabulary	↑	↑
		Language Usage Overall	↑	↑
		• Language: Grammar	↑	↑
		• Language: Mechanics	↑	↑
		• Writing: Write/Revise	↑	↑
8	9	Reading Overall	↓	↓
		• Literary Text	↓	↓
		• Informational Text	↓	↓
		• Vocabulary	↓	↓
		Language Usage Overall	↓	↓
		• Language: Grammar	↓	↓
		• Language: Mechanics	↓	↓
		• Writing: Write/Revise	↓	↑

	Students Tested	Mean Score	Median Score	% of Students by Achievement Level
LADD ELEMENTARY	204	1534	1531	
FAIRBANKS NORTH STAR BOROUGH SCHOOL DISTRICT	6,160	1544	1538	
ALASKA	55,950	1542	1537	

Achievement Levels

Overall scores on the AK STAR Assessments are divided into four achievement levels: Advanced, Proficient, Approaching Proficient, and Needs Support.





















Scale Scores

The number of students and median and mean scale scores are reported at the grade level in the table below. The median is the middle score in the ordered list of all students' scale scores. The mean is the average scale score by grade.

For scale score ranges of all achievement levels, visit this page or scan the QR code: education.alaska.gov/assessments/achievement.



Math Summary By Grade

Grade	Students Tested	Mean Score	Median Score	% of Students by Achievement Level			
3	53	1520	1523	NS : 36% AP : 15% P : 42% A : 8%			
				School			
				District			
				State			
4	54	1523	1523	NS : 52% AP : 22% P : 20% A : 6%			
				School			
				District			
				State			
5	54	1535	1535	NS : 48% AP : 17% P : 28% A : 7%			
				School			
				District			
				State			
6	21	1555	1563	NS : 33% AP : 14% P : 48% A : 5%			
				School			
				District			
				State			
7	13	1578	1573	NS : 38% AP : 8% P : 23% A : 31%			
				School			
				District			
				State			
8	9	1557	1551	NS : 56% AP : 22% P : 11% A : 11%			
				School			
				District			
				State			

Due to rounding, the sum of the percentage values may not equal 100%.

Performance by Instructional Area

The table below shows how the performance of the school compares to the district and state mean RIT score for the instructional areas of the test.

Comparison Legend

- ↑ did better than the District/State mean RIT
- ≈ did about as well as the District/State mean RIT
- ↓ did not do as well as the District/State mean RIT
- ∅ did not attempt any items in this area

Grade	Students with Valid RIT Scores	Instructional Area	Comparison	
			District	State
3	53	Math Overall	↑	↑
		• Operations and Algebraic Thinking	↑	↑
		• Number and Operations	↑	↑
		• Measurement and Data	↑	↑
		• Geometry	↑	↑
4	54	Math Overall	↓	↓
		• Operations and Algebraic Thinking	↓	↓
		• Number and Operations	↓	↓
		• Measurement and Data	≈	↓
		• Geometry	≈	↓
5	54	Math Overall	↓	↑
		• Operations and Algebraic Thinking	↑	↑
		• Number and Operations	↓	↑
		• Measurement and Data	↓	↓
		• Geometry	↓	↓
6	21	Math Overall	↑	↑
		• Operations and Algebraic Thinking	↑	↑
		• The Real and Complex Number Systems	↑	↑
		• Geometry	↑	↑
		• Statistics and Probability	↑	↑
7	13	Math Overall	↑	↑
		• Operations and Algebraic Thinking	↑	↑
		• The Real and Complex Number Systems	↑	↑
		• Geometry	↑	↑
		• Statistics and Probability	↑	↑
8	9	Math Overall	↓	↓
		• Operations and Algebraic Thinking	↓	↓
		• The Real and Complex Number Systems	↓	↓
		• Geometry	↓	↓
		• Statistics and Probability	↓	↓