
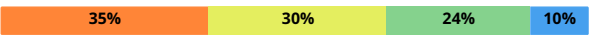




	Students Tested	Mean Score	Median Score	% of Students by Achievement Level
NORTH POLE HIGH SCHOOL	154	1598	1593	
FAIRBANKS NORTH STAR BOROUGH SCHOOL DISTRICT	6,148	1591	1586	
ALASKA	55,941	1589	1583	

Achievement Levels

Overall scores on the AK STAR Assessments are divided into four achievement levels: Advanced, Proficient, Approaching Proficient, and Needs Support.




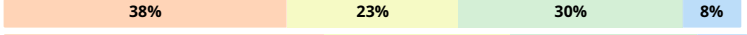

Scale Scores

The number of students and median and mean scale scores are reported at the grade level in the table below. The median is the middle score in the ordered list of all students' scale scores. The mean is the average scale score by grade.

For scale score ranges of all achievement levels, visit this page or scan the QR code: education.alaska.gov/assessments/achievement.



ELA Summary By Grade

Grade	Students Tested	Mean Score	Median Score	% of Students by Achievement Level	
9	154	1598	1593	<div style="display: flex; justify-content: space-around; font-size: small;"> NS : 45% AP : 26% P : 26% A : 3% </div>	
				School	
				District	
				State	

Due to rounding, the sum of the percentage values may not equal 100%.

Performance by Instructional Area

The table below shows how the performance of the school compares to the district and state mean RIT score for the instructional areas of the test.

Comparison Legend


- ↑ did better than the District/State mean RIT
- ≈ did about as well as the District/State mean RIT
- ↓ did not do as well as the District/State mean RIT
- ∅ did not attempt any items in this area

Grade	Students with Valid RIT Scores	Instructional Area	Comparison	
			District	State
9	154	Reading Overall	↓	↓
		• Literary Text	↓	≈
		• Informational Text	↓	↓
		• Vocabulary	↓	↓
		Language Usage Overall	↓	↓
		• Language: Grammar	↓	↓
		• Language: Mechanics	↓	↓
		• Writing: Write/Revise	↓	↓

	Students Tested	Mean Score	Median Score	% of Students by Achievement Level			
NORTH POLE HIGH SCHOOL	154	1570	1569	46%	23%	23%	7%
FAIRBANKS NORTH STAR BOROUGH SCHOOL DISTRICT	6,160	1544	1538	47%	20%	25%	8%
ALASKA	55,950	1542	1537	49%	18%	24%	9%

Achievement Levels

Overall scores on the AK STAR Assessments are divided into four achievement levels: Advanced, Proficient, Approaching Proficient, and Needs Support.



Scale Scores

The number of students and median and mean scale scores are reported at the grade level in the table below. The median is the middle score in the ordered list of all students' scale scores. The mean is the average scale score by grade.

For scale score ranges of all achievement levels, visit this page or scan the QR code: education.alaska.gov/assessments/achievement.



Math Summary By Grade

Grade	Students Tested	Mean Score	Median Score	% of Students by Achievement Level				
9	154	1570	1569	NS : 46% AP : 23% P : 23% A : 7%				
				School	46%	23%	23%	7%
				District	49%	21%	22%	9%
				State	53%	20%	18%	8%

Due to rounding, the sum of the percentage values may not equal 100%.

Performance by Instructional Area

The table below shows how the performance of the school compares to the district and state mean RIT score for the instructional areas of the test.

Comparison Legend

- ↑ did better than the District/State mean RIT
- ≈ did about as well as the District/State mean RIT
- ↓ did not do as well as the District/State mean RIT
- ∅ did not attempt any items in this area

Grade	Students with Valid RIT Scores	Instructional Area	Comparison	
			District	State
9	154	Math Overall	≈	↑
		• Operations and Algebraic Thinking	≈	↑
		• The Real and Complex Number Systems	↓	↓
		• Geometry	≈	↑
		• Statistics and Probability	↑	↑