


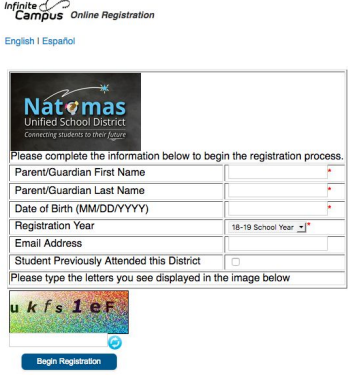


Online Registration (OLR) Instructions



Online Registration: natomasunified.org/enrollment/

Families can complete registration online to enroll students in their boundary school. Online Registration is **easy** to use, convenient and saves time. Student supporting documents can be uploaded to the online registration so you do not need to deliver the documents to the school or district office. Families can submit one online registration and add multiple students to the **same** registration. After registering, a detailed summary receipt with submission dates can be saved to your computer or printed. In addition, you will receive a confirmation email.

<p>Step 1: Go to the NUSD webpage at natomasunified.org and click “Enroll in our Schools.”</p>	
<p>Step 2: Verify your boundary school using the school locator tool. From the enrollment page click “Find Your School” and enter your household address. Make sure the home icon is placed in the correct location.</p>	
<p>Step 3: Families who live within the NUSD boundaries and want to attend their boundary school, click the OLR/Online Registration icon.</p>	
<p>Step 4: From this page select the “Online Registration” link to get started.</p> <p>An application number will be assigned to your registration. For your reference, please write down this number.</p> <p>For information on Intradistrict Open Enrollment Transfer requests or Interdistrict Transfer Permit requests, go to Transfer Options on the enrollment webpage, natomasunified.org/enrollment.</p> <p>Important: You must allow pop-ups on your device to use Online Registration.</p>	
<p>Step 5: For student registration that is done using Online Registration, families have the opportunity to upload supporting documents to the Online Registration. If the supporting documents are not uploaded to the Online Registration then your registration is not complete. Applications will be processed when the application is complete, not when the Online Registration is submitted.</p>	<p>Please upload a Proof of Age Document (e.g., Birth Certificate)</p> <p>Upload Proof of Age Document (e.g., Birth Certificate)</p>