

The Tennessee Family Portal provides online access to a student's individual performance data on Tennessee state assessments and will assist with tracking assessment information throughout the student's academic year. To access the Tennessee Family Portal on a desktop or mobile device, open a browser and go to <https://familyreport.tnedu.gov/>.

Click on a section below or scroll through this guide for instructions for navigating the Family Portal.

Getting Started

Updating a Password

Test History

Test Results: Overall Mastery

Test Results: Category Subscores

Test Results: Data Comparison

Test Results: Moving Forward

Additional Resources & Support

Getting Started: First Time Users



Enter the student's Student ID (USID) and Date of Birth, then click **Go**.

If unsure of the student's USID, click on **Where's my Student ID?** for help.

TN Department of Education

Family Portal Log in to see your child's Tennessee Comprehensive Assessment Program results!

First Time Users

Enter your student's USID and date of birth.

Student ID (USID): 9-digit Student ID

Date of Birth: MM DD YY

Where's my Student ID? **Go**

Returning Users

Enter your student's USID and password.

Student ID (USID): 9-digit Student ID

Password: Input Your Password

Forgot Password? **Go**

[Terms of Use](#) [Privacy Policy](#) powered by **eMetric**

Getting Started: First Time Users



First Time Users: To create a Family Portal account, enter your email address and create a password.

Read the Privacy Agreement carefully. Check the box indicating that you read and agree to the privacy agreement. Click **Register**.

TN Department of Education

Family Portal

Log in to see your child's Tennessee Comprehensive Assessment Program results!

First Time Users

Enter an email and password to register. You will use the student's USID and password on subsequent logins.

Your Email:

Password:

Must be at least 8 characters, and include: 1 uppercase, 1 number, 1 lowercase, and 1 special character.

I have read and agree to the privacy agreement.

[Sign Out](#)

Privacy Agreement

The Tennessee Family Portal provides online access to a student's state assessment scores. It will assist with tracking assessment information throughout the student's academic year. This information is intended for the use of the student's parent(s) or legal guardian(s), or the student in situations where the student has turned 18, such that FERPA rights have transferred to the student.

In order for you to access your child's (or your) educational information securely, you will have to provide a valid email address. The student's ID (USID) and password used to access student information via the Family Portal should not be shared with unauthorized individuals. To protect

[Terms of Use](#) [Privacy Policy](#) powered by eMetric

Getting Started: Returning Users



Family Portal

Log in to see your child's
Tennessee Comprehensive Assessment Program results!

First Time Users

Enter your student's USID and date of birth.

Student ID (USID):

Date of Birth:

[Where's my Student ID?](#)

Go

Returning Users

Enter your student's USID and password.

Student ID (USID):

Password:

[Forgot Password?](#)

Go

Returning Users: Enter the student's USID and the password specified during account registration. Click Go.

Initiating a Password Reset



TN Department of Education

Family Portal

Log in to see your child's Tennessee Comprehensive Assessment Program results!

First Time Users

Enter your student's USID and date of birth.

Student ID (USID):

Date of Birth:

Where's my Student ID? **1**

Returning Users

Enter your student's USID and password.

Student ID (USID):

Password:

Reset Your Password

Enter your student's USID and the email address you registered with. A reset password link will be sent to the registered email.

Student ID (USID):

Your Email:

2

3

A password reset email has been sent to parent@emetric.net

- 1** Returning users can click the **Forgot Password?** link to initiate a password reset.
- 2** Enter the student's USID and the email address registered to the account. Click **Send Reset Email**.
- 3** Click **OK**.

Updating a Password



Check your email and click on the provided link to update your Family Portal password. Enter your student's USID, then create and confirm your new password in the required text boxes. Click **Confirm**.



Reset Your Password

Student ID (USID):

Password:
Must be at least 8 characters, and include: 1 uppercase, 1 number, 1 lowercase, and 1 special character.

Confirm Password:

Test History



Upon logging in to the Family Portal, you will see your student's **Test History** page. The Test History page provides an overview of your student's results based on the selected school year. Toggle the School Year drop down to see historical data.

For detailed results, click on an assessment name. The report generated by this selection is dependent upon the assessment type. Some sections of the report may differ across programs/assessments.

TN Department of Education

Update Email Sign Out

School Year: 2019 - 2020

LLY WALKER's Test Results

Assessment	Score	Results
Algebra I Fall 2019 EOC	450	Mastered
Algebra II Fall 2019 EOC	293	Below
Biology Fall 2019 EOC	Scores will be available in Fall 2021	
Geometry Fall 2019 EOC	360	Mastered
US History Fall 2019 EOC	Scores will be available in Fall 2021	

To update the email address associated with the account or to sign out of the portal, use these links.

Scores are an estimate of achievement. If you were to take this test again, your scores might be slightly different.

Was this website helpful? Tell us what you think!

Test Results: Overall Mastery



To return to home page, click the Test History tab.

Test History | Test Results

Sally Q Walker INDIVIDUAL STUDENT SCORE REPORT
USID: 221111260

Algebra I EOC Fall 2019 EOC at DEMO SCHOOL (222220002)

Sally took the Algebra I EOC in Fall 2019. This assessment provides results that you can use, in partnership with your child's educators, to make important decisions to better help your child to progress toward goals for their education.

What is Sally's Overall Mastery for Algebra I?

4 Mastered

1	2	3	4
Below	Approaching	On-Track	Mastered
Performance at this level demonstrates that the student has a minimal understanding and nominal ability to apply knowledge and skills of the given subject as defined by the Tennessee Academic Standards.	Performance at this level demonstrates that the student is approaching understanding and has a partial ability to apply the knowledge and skills of the given subject as defined by the Tennessee Academic Standards.	Performance at this level demonstrates that the student has a comprehensive understanding and has a thorough ability to apply the knowledge and skills defined by the Tennessee Academic Standards.	Performance at this level demonstrates that the student has an extensive understanding and has an expert ability to apply the knowledge and skills defined by the Tennessee Academic Standards.

---- The dashed lines on the dial represent the range of probable scores. If you were to take this test again, your score might be slightly different.

The Test Results page provides the student's Overall Mastery of the assessment and performance level descriptions. Scroll through the report for more information about your student's performance.

Test Results: Category Subscores



How well did Sally perform on specific knowledge and skills in English II?

How did Sally do in the different categories of questions on English II? The table below shows your student's success compared to the average performance of students who are on track (on grade level).

Category Subscore	Sally Compared to On-Track Students	Points Earned/ Points Possible
Reading: Literature +		8 of 15 53%
Reading: Informational Text +		7 of 14 50%
Reading: Vocabulary +		3 of 7 43%
Written Expression +		11 of 12 92%
Conventions +		10 of 10

- earned fewer points than the average student who met the minimum on-track score
- earned points comparable to the average student who met the minimum on-track score
- earned more points than the average student who met the minimum on-track score

Information in this table indicates how a student performed in each Subscore Category compared to students who are on track. Subscores are used to identify demonstrated strengths and opportunities for improvement.

In the next section of the report, you will see how your student performed on specific knowledge and skills for the selected subject, as well as the points earned and points possible for each category subscore.

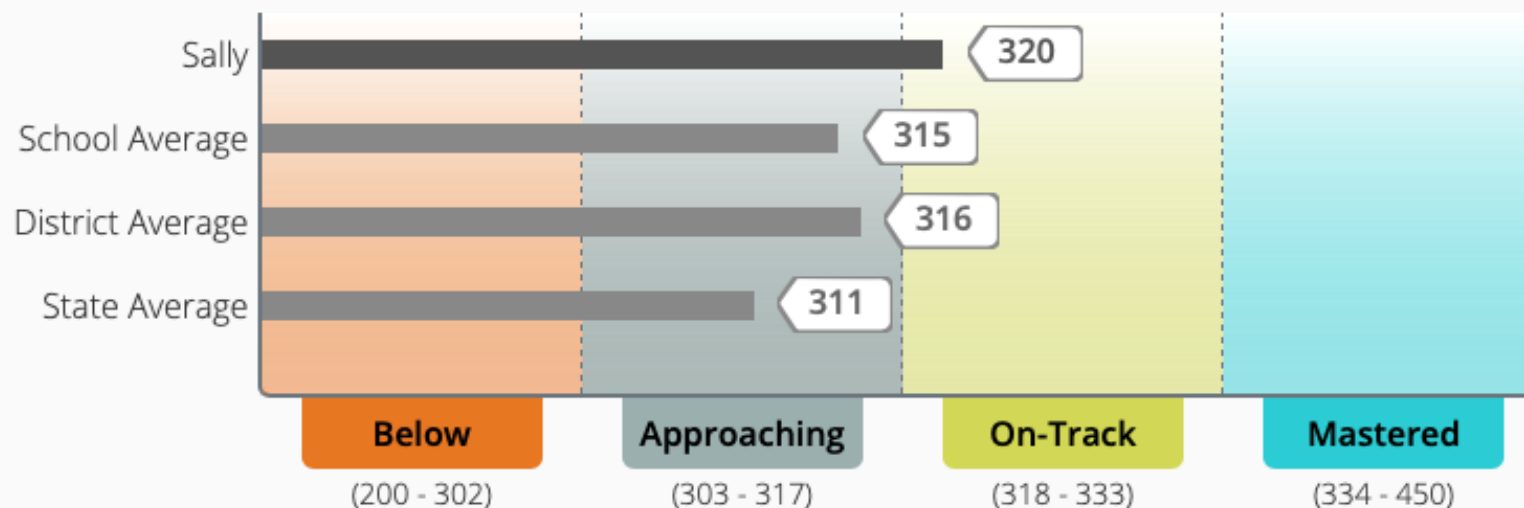
The middle column of this table shows how your student performed compared to students who scored within the On-Track performance level according to state standards.

Test Results: Data Comparison



The next section of the report shows a Performance Level Comparison graph for your student.

How does Sally's score compare to the scores of the school, the district, and the state?



This graph compares your student's score to the school, district, and state average for the same assessment.

Test Results: Moving Forward



The next section of the report shows you where your student excelled on the selected assessment, as well as what areas your student should focus on for improvement.

This section of the report also provides steps that can be taken for your student to be best prepared for the year ahead.

What do Sally's results tell us?

Where did Sally do well on this test?

- Comparing and contrasting functions
- Using data to solve real-world problems
- Graphing equations
- Solving multiple types of equations

What areas should Sally focus on for improvement, based on this test?

Sally has demonstrated understanding in all Subscore categories.

What can Sally do to keep improving?

Sally should consider doing the following to be best prepared for the year ahead:

- Continue solving complex problems using multiple methods
- Continue explaining work using math vocabulary














Additional Resources & Support



The final section of the report provides access to a multitude of resources that further discuss the Tennessee state assessments. Resources available in this section are dependent upon the assessment type.

We want to hear from you! This link gives you access to a survey provided by the Tennessee Department of Education.

Where can we go to learn more?

-  Tennessee's Academic Standards
-  Tennessee's Comprehensive Assessment Program (TCAP)
-  Family Guide for Score Reports
-  How are tests created?
-  Score Report Guide in Arabic
-  How are scores determined?
-  Score Report Guide in Spanish
-  Frequently Asked Questions
-  English Tests
-  Math Tests
-  Science Tests
-  Social Studies Tests
-  Second Grade Tests

Was this website helpful? Tell us what you think!