

# BOWLING GREEN CITY SCHOOL DISTRICT



Monthly Financial Report – July 2024

August 21st, 2024

Matt A. Feasel, Treasurer/C.F.O.

# Bowling Green City Schools

Dr. Ted M. Haselman  
Superintendent

137 Clough Street  
Bowling Green, Ohio 43402  
419-354-0800  
[www.bgcs.k12.oh.us](http://www.bgcs.k12.oh.us)  
Fax: 419.352.1701

Mr. Matt A. Feasel  
Treasurer

Mrs. Rachel Newell  
Executive Director of Teaching & Learning

Mrs. Alexandra Willibey  
Executive Director of Pupil Services

August 21<sup>st</sup>, 2024


Dear Members of the Bowling Green City School District Board of Education:

The following pages represent the financial status of the Bowling Green City School District as of July 31<sup>st</sup>, 2024 for all funds submitted for your consideration. Please review the following:

1. General, Revenue & Budget Analysis
2. Cash Reconciliation Report
3. Investment Register
4. Financial Report by Fund
5. Monthly Check Register
6. Unencumbered Liabilities Register
7. Transfer and Advance Register
8. Appropriation Revisions for the month and fiscal year 2024-25.

As always, if you should have any questions or need any additional information, please feel free to contact me at any time at 419-354-0800.

Respectfully Submitted,



Matt A. Feasel, Treasurer/CFO  
Bowling Green City School District

Mr. Daniel Black  
High School Principal

Mr. Eric Radabaugh  
Middle School Principal

Mrs. Alyssa Karaffa  
Conneaut Elementary Principal

Mr. Zebulun Kellough  
Crim Elementary Principal

Mr. Michel Bechstein  
Kenwood Elementary Principal

MISSION STATEMENT: BGCS is committed to high academic expectations and extracurricular opportunities in an inclusive, caring, safe, and healthy environment. We empower and support teachers to be responsive to each student through a challenging and engaging curriculum. We partner with families and community to ensure student success.

# BOWLING GREEN CITY SCHOOL DISTRICT Monthly Financial Narrative

## General Fund Analysis

This document is prepared in an attempt to summarize the cash position of the Bowling Green City School District as of the end of July 2024. This analysis incorporates four (4) different areas:

1. 2024-25 Fiscal Year Estimate - This column represents the actual cash balance on July 1, 2024 (\$ 16,722,482.00) at the beginning of the fiscal year. It also contains the projected revenue from July 1, 2024 to June 30, 2025, (\$ 37,909,007.00); the projected expenditure level (\$ 41,086,491.00) and the projected ending balance (\$ 13,544,998.00) on June 30, 2025.
2. July 2024 Actual - This column represents actual activity for the month of July 2024.
3. 2024-25 Fiscal Y-T-D - This column represents actual activity from the 1<sup>st</sup> of July, 2024 through the end of July 2024.

## SUMMARY

This financial report represents projections based on the revisions made to the May of 2024 five-year forecast. The annual projections for fiscal year 2024-25 were projected out on a monthly basis for July of 2024 through June of 2025 utilizing the most current information and historical collection and expenditure trends from previous fiscal years. If variances occur between the projected amounts for the month and the actual, the rationale behind those differences will be explained.

The comparison of year-to-date activity from July of 2024 to July of 2025 can be found on page 7 of the financial analysis. The timing of revenue being received and expenses being paid throughout the year can create variances throughout this report. We will attempt to explain those significant variances when they occur within the summaries.

# BOWLING GREEN CITY SCHOOLS

## General Fund Analysis

July 2024

	2024-25 Estimate	July 2024 Summary	2024-25 Fiscal Y-T-D
Beginning Balance	16,722,482.13	16,722,482.13	16,722,482.13
Revenue	37,909,007.00	4,961,551.35	4,961,551.35
Expenditures	41,086,491.00	2,724,170.78	2,724,170.78
Ending Balance	13,544,998.13	<u>18,959,862.70</u>	<u>18,959,862.70</u>
Projected Ending Balance - July 2024		18,931,146.00	
Variance		28,716.70	
% of Variance		0.15%	

# BOWLING GREEN CITY SCHOOL DISTRICT Monthly Financial Narrative General Fund Revenue Analysis

This document evaluates our sources of revenue.

1. 2024-25 Estimates – This column represents the most current revenue projections from July 1<sup>st</sup>, 2024 through June 30<sup>th</sup>, 2025.
2. Projected Revenue for July of 2024 – This column represents the estimated revenue that the district anticipated receiving during the month June.
3. July 2024 Actual - This column represents actual cash receipts received during the month of July of 2024.
4. 2024-25 Projected – This column represents the estimated revenue from July 1<sup>st</sup>, 2024 through July 31<sup>st</sup>, 2024.
5. 2024-25 Actual – This column represents actual cash receipts received from July of 2024 through July of 2024.
6. Variance - This column represents the estimated revenue from July 2024 through July 2024 (Column 4) minus the actual receipts that we have actually received during that same time period (Column 5) to give us a variance for comparison purposes.
7. Percentage Received – Revenue actually received divided by the anticipated revenue.

## SUMMARY

The revenue stream for July was very similar to what we projected to begin the fiscal year. We received \$ 120,306.35 more than the \$ 4,841,245 or two and one half of one (2.49%) percent more than we projected.

We received just one real estate advance in July. We anticipate the final settlement will be received in August. Last year we received the entire allocation in July. We will begin to break out the Public Utility Personal Property on a separate line rather than include it with the real estate collection. We need to monitor the collection of the pipeline dollars coming into the district. We also received an income tax allocation at the end of July. We will receive four allocations throughout the year. The next one will come at the end of October and then the end of January and the end of April. Investments continue to do well with our cash flow benefitting from the bond proceeds. We are anticipating some fluctuations in our state foundation and categorical funding (Other State) as we enter the school year and enrollments are adjusted. The current estimates are based on projected enrollments from the 2023-24 school year with state funding projections.

We will be reviewing our revenue estimates for the year as we update the forecast for November. The two and a half (2.49%) percent variance is very acceptable for the month/year.

# Bowling Green City Schools

## General Fund Revenue Analysis

### July 2024

<i>Revenue Source</i>	2024-25 Annual Estimate	July 2024 Projected	July 2024 Actual	2024-25 Projected	2024-25 Actual	Annual Variance	Percentage Received
Real Estate Taxes	18,969,960.00	2,329,584.00	2,440,350.79	2,329,584.00	2,440,350.79	110,766.79	12.86%
Public Utility Pers. Prop.	2,758,809.00	0.00	0.00	0.00	0.00	0.00	0.00%
Income Tax	4,938,042.00	1,761,810.00	1,753,992.77	1,761,810.00	1,753,992.77	-7,817.23	35.52%
Investments	1,325,000.00	104,979.00	120,112.43	104,979.00	120,112.43	15,133.43	9.07%
Other Local Receipts	700,000.00	19,108.00	31,405.71	19,108.00	31,405.71	12,297.71	4.49%
State Foundation	6,882,442.00	573,537.00	567,708.46	573,537.00	567,708.46	-5,828.54	8.25%
Homestead/Rollback	1,683,980.00	0.00	0.00	0.00	0.00	0.00	0.00%
Other State/Fed. Receipts	575,774.00	47,981.00	47,981.19	47,981.00	47,981.19	0.19	8.33%
Non-Operating Receipts	75,000.00	4,246.00	0.00	4,246.00	0.00	-4,246.00	100.00%
<b>Totals</b>	<b>37,909,007.00</b>	<b>4,841,245.00</b>	<b>4,961,551.35</b>	<b>4,841,245.00</b> 12.77%	<b>4,961,551.35</b>	<b>120,306.35</b> 2.49%	<b>13.09%</b>

# BOWLING GREEN CITY SCHOOL DISTRICT Monthly Financial Narrative

## General Fund Budget Analysis

This document evaluates our expenditure levels.

1. 2024-25 Projected Expenditures – Projected expenditure levels for the 2024-25 fiscal year.
2. July 2024 Projected Expenditures – Expenditures projected for the month of July of 2024.
3. July 2024 Actual Expenditures – Actual expenditures incurred during the month of July of 2024.
4. 2024-25 Projected Expenditures – This column represents projected expenditures from the 1<sup>st</sup> of July, 2024 through the end of July 2024.
5. 2024-25 Expenditures – Actual expenditures from July 1<sup>st</sup>, 2024 through the end of July of 2024.
6. Variance – This column represents the estimated expenditures from July 1<sup>st</sup>, 2024 through the end of July, 2024 (Column 4) minus the actual expenditures that have actually been incurred during that same period (Column 5) to give us a variance for comparison purposes.
7. % Expended – This figure represents the percentage of funds committed for that specific expenditure area for the year.

## SUMMARY

Our expenditure levels are a little higher in July than we anticipated but still within a very acceptable level

Salaries were a little higher than we anticipated but we will be making revisions to our projections for staffing changes as we move into the school year. There will be constant variations in the non-personnel area of the projections due to needs and the timing of purchasing. Projections are based on the timing of purchased from the previous fiscal year. Those needs can change and the timing of those needs can change. The intent is to meet the needs of the classroom and the entire district while staying within budget.

# Bowling Green City Schools

## General Fund Budget Analysis

### July 2024

<i>Expenditure Area</i>	2024-25 Appropriations	July 2024 Projected	July 2024 Expenditures	2024-25 Projected	2024-25 Actual	Annual Variance	% Expended
Salaries & Wages	22,627,953.00	1,626,806.00	1,682,689.82	1,626,806.00	1,682,689.82	55,883.82	7.44%
Fringe Benefits	8,693,256.00	658,747.00	674,287.80	658,747.00	674,287.80	15,540.80	7.76%
<b>Total</b>	<b>31,321,209.00</b>	<b>2,285,553.00</b>	<b>2,356,977.62</b>	<b>2,285,553.00</b>	<b>2,356,977.62</b>	<b>71,424.62</b>	<b>7.53%</b>
Purchased Services	4,210,688.00	116,675.00	174,826.35	116,675.00	174,826.35	58,151.35	4.15%
Supplies & Materials	1,743,319.00	27,289.00	35,746.50	27,289.00	35,746.50	8,457.50	2.05%
Capital Outlay	5,418.00	0.00	0.00	0.00	0.00	0.00	0.00%
Other Objects	1,863,148.00	203,064.00	156,620.31	203,064.00	156,620.31	-46,443.69	8.41%
Non-Operational	1,942,709.00	0.00	0.00	0.00	0.00	0.00	0.00%
<b>Totals</b>	<b>9,765,282.00</b>	<b>347,028.00</b>	<b>367,193.16</b>	<b>347,028.00</b>	<b>367,193.16</b>	<b>20,165.16</b>	<b>3.76%</b>
<b>Grand Total</b>	<b>41,086,491.00</b>	<b>2,632,581.00</b>	<b>2,724,170.78</b>	<b>2,632,581.00</b> 6.41%	<b>2,724,170.78</b>	<b>91,589.78</b> 3.48%	<b>6.63%</b>



# Bowling Green City Schools

## General Fund Year To Date Analysis

July 2024

	July 2023 Actual	July 2024 Actual	Annual Variance	Percentage of Variance
<i>Beginning Cash Balance</i>	28,253,544.00	16,722,482.13	-11,531,061.87	-40.81%
<b>Revenue Sources</b>				
Real Estate Taxes	7,404,790.00	2,440,350.79	-4,964,439.21	-67.04%
Public Utility Personal	0.00	0.00	0.00	0.00%
Income Tax	1,727,264.00	1,753,992.77	26,728.77	1.55%
Investments	105,550.84	120,112.43	14,561.59	13.80%
Other Local Receipts	19,060.06	31,405.71	12,345.65	64.77%
State Foundation	538,928.30	567,708.46	28,780.16	5.34%
Homestead/Rollback	0.00	0.00	0.00	0.00%
Other State Receipts	54,278.56	47,981.19	-6,297.37	-11.60%
Non-Operating Receipts	4,222.00	0.00	-4,222.00	-100.00%
<b>Total Revenue</b>	<b>9,854,093.76</b>	<b>4,961,551.35</b>	<b>-4,892,542.41</b>	<b>-49.65%</b>
<b>Expenditure Area</b>				
Salaries & Wages	1,513,307.00	1,682,689.82	169,382.82	11.19%
Fringe Benefits	627,377.70	674,287.80	46,910.10	7.48%
Purchased Services	112,187.10	174,826.35	62,639.25	55.83%
Supplies & Materials	26,239.75	35,746.50	9,506.75	36.23%
Capital Outlay	0.00	0.00	0.00	0.00%
Other Objects	195,253.70	156,620.31	-38,633.39	-19.79%
Non-Operational Expens	0.00	0.00	0.00	0.00%
<b>Total Expenditures</b>	<b>2,474,365.25</b>	<b>2,724,170.78</b>	<b>249,805.53</b>	<b>10.10%</b>
<i>Ending Cash Balance</i>	35,633,272.51	18,959,862.70	-16,673,409.81	-46.79%

**CASH RECONCILIATION AS OF**

**7/31/2024**

	<u>SUB-TOTALS</u>	<u>TOTALS</u>
<b>GROSS DEPOSITORY BALANCES:</b>		
Premier - Checking	\$ 1,202,955.00	
Premier - Checking Sweep	\$ 3,217,595.10	
Premier - Money Market	\$ 5,731,512.05	
Premier - Payroll	\$ 2,587.40	
Union - Checking	\$ 1,898,600.35	
Star - Acct #755	\$ 4,379,960.71	
Redtree - Operating	\$ 15,009,091.54	
Redtree - 2023 Debt Proceeds (004)	\$ 15,175,811.86	
Redtree - 2024 Debt Premium (002)	\$ 2,380,843.57	
Redtree - 2024 Debt Proceeds (004)	\$ 57,973,842.02	
Huntington - Checking #875	\$ 12,861.40	
Total Bank Balances		\$ 106,985,661.00
<b>INVESTMENTS:</b>		
CD-18 M CD 9/17/24 *8409	\$ 1,595,686.23	
		\$ 1,595,686.23
<b>ADJUSTMENTS TO BANK BALANCE:</b>		
Outstanding Checks - EFP	\$ (373,193.50)	
<b>ADJUSTMENTS:</b>		
Voided Payroll Check-EM	\$ 392.77	
Payroll Adjustments	\$ 252.40	
Voluntary Life Cleared Aug	(1,537.40)	
ACH Return	(50.00)	
<b>CASH ON HAND</b>		
Petty Cash-Athletic Start up	\$ -	
Petty Cash - Dragonfly - MS	\$ 3,000.00	
Petty Cash - Dragonfly - HS	\$ 7,000.00	
TOTAL CASH ON HAND		\$ (364,135.73)
TOTAL ALL BALANCES/ALL ACCOUNTS		<u>\$ 108,217,211.50</u>
TOTAL FUND BALANCE - ALL ACCOUNTS		108,217,211.50

All Accts	Difference	\$	-
-----------	------------	----	---

*Richelle Oberlin*

Richelle Oberlin, Interim Treasurer

# BOWLING GREEN CITY SCHOOL DISTRICT INVESTMENT LISTING

July 2024

Institution	Account Type	Receives Interest	MTD Interest	Interest Rate	Month End Balance
STAR Ohio	Operating	Monthly	\$ 20,100.72	5.43%	\$ 4,379,960.71
Premier	Warrant/Sweep	Monthly	\$ 6,400.02	2.50%	\$ 4,420,550.10
Premier	M.M.	Monthly	\$ 26,337.51	5.60%	\$ 5,045,377.64
Premier	Food Service	Monthly	\$ 1,037.31	5.60%	\$ 673,798.71
Premier	P.Deluca Memorial	Monthly	\$ 18.99	5.60%	\$ 12,335.70
Premier	Payroll	Monthly	\$ -	-	\$ 2,587.40
Premier	C.D.	Monthly	\$ -	4.81%	\$ 1,595,686.23
Union Bank	Warrant	Monthly	\$ -	-	\$ 1,898,600.35
REDTREE	Operating	Monthly	\$ 43,947.63	3.70%	\$ 15,009,091.54
REDTREE	2023 Debt (004)	Monthly	\$ 63,410.46	5.01%	\$ 15,175,811.86
REDTREE	2024 Debt (002)	Monthly	\$ 2,024.34	5.32%	\$ 2,380,843.57
REDTREE	2024 Debt (004)	Monthly	\$ 45,195.32	5.18%	\$ 57,973,842.02
Huntington Bank	Warrant	Monthly	\$ 3.49	0.30%	\$ 12,861.40

**TOTAL INVESTMENTS**

**\$ 208,475.79**

**\$ 108,581,347.23**



P.O. Box 7177  
Dublin, OH 43017

### Account Statement July 01, 2024 - July 31, 2024

ACCOUNT NUMBER

REGISTRATION

BOWLING GREEN CITY BOE  
ATTN CFO/TREASURER  
137 CLOUGH ST  
BOWLING GREEN, OH 43402

### Return Service Requested

0000099-0000197 0105 001 ----- 675901



BOWLING GREEN CITY BOE  
ATTN CFO/TREASURER  
137 CLOUGH ST  
BOWLING GREEN, OH 43402

### Client Services

- Call: 800-648-STAR (7827)
- Visit our website: [www.tos.ohio.gov/star-ohio](http://www.tos.ohio.gov/star-ohio)
- Funds Management  
STAR Ohio  
Columbus, OH 43260

### Shareholder Message Center

#### Tips to Help Maintain the Security of Your STAR Ohio Account:

- \* Never click on unverified links or open suspicious attachments, including unexpected invoices
- \* Only download from trusted sites
- \* Don't respond to or open emails from unknown or unexpected senders
- \* Pay close attention to the sender's name in emails, ensuring it is legitimate
- \* Be wary of emails or invoices stating a sense of urgency and a resulting consequence
- \* Any misspellings, grammar errors, or strange diction in emails should be considered suspicious - promptly report to your IT department
- \* Keep passwords and authorization codes in a secure and safe offline location; don't share them with others
- \* Only access financial accounts using a trusted, secure device
- \* Make sure your PC is up to date with the latest versions of software and most recent patches

STAR Ohio will be closed on Monday, September 2, 2024 for Labor Day. For questions or to make updates to your account, contact STAR Ohio directly Monday through Friday from 8:30 a.m. to 5:00 p.m. at [info@starohio.com](mailto:info@starohio.com) or 1.800.648.STAR(7827).

### ACCOUNT SUMMARY

Funds	Total Shares	Share Price	Share Value
STAR Ohio	4,379,960.710	\$1.0000	\$4,379,960.71

### DISTRIBUTION SUMMARY

Funds	YTD Earnings	Reinvestment Option
	Income	Income
STAR Ohio	\$137,140.59	Reinvest

### TRANSACTIONS

STAR Ohio Account Number:

30 Day Yield = 5.43%

Date	Transaction Type	To/From Account Number	Shares	Share Price	Gross Amount	Share Value
	<b>Beginning Shares Balance</b>		<b>4,359,859.990</b>	<b>\$1.00</b>		<b>\$4,359,859.99</b>
07/31/2024	Income Dividend Reinvestment		20,100.720	\$1.00	\$20,100.72	4,379,960.71
	<b>Closing Balance</b>		<b>4,379,960.710</b>	<b>\$1.00</b>		<b>\$4,379,960.71</b>





# Monthly Investment Report

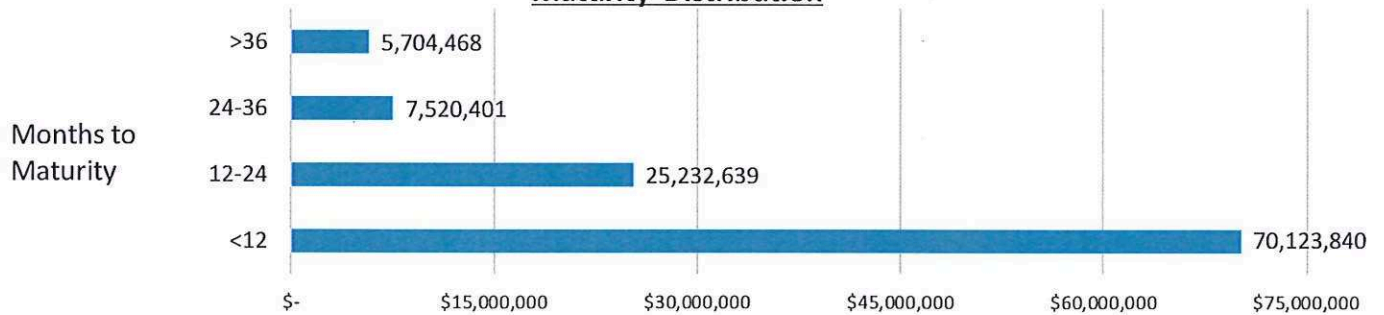
July 31, 2024



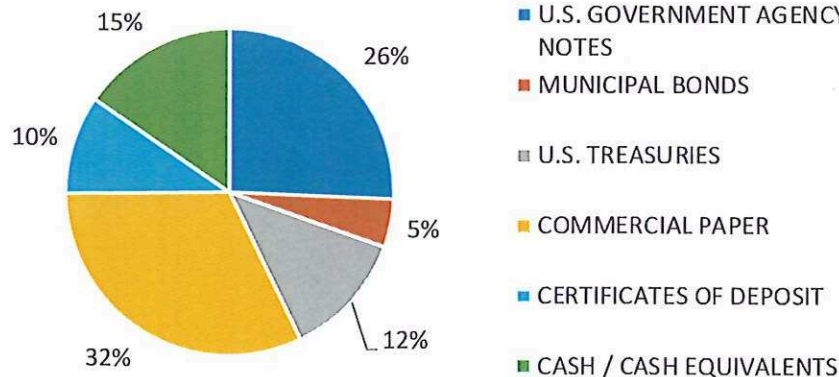
## Investment Summary Detail Bowling Green City Schools

	Total Investments	Average Yield	Average Maturity
Cash / Cash Equivalents	\$ 16,446,072.01	1.52%	0.01 yrs
General Funds Account	\$ 15,009,091.54	3.7%	2.06 yrs
2023 Debt Proceeds Account	\$ 15,175,811.86	5.01%	0.74 yrs
2024 Debt Proceeds Account	\$ 57,973,842.02	5.18%	0.86 yrs
2024 Debt Premium Account	\$ 2,380,843.57	5.32%	0.21 yrs
Premier Bank - CDARS	\$ 1,595,686.23	4.81%	0.07 yrs
<b>Total District Investments</b>	<b>\$ 108,581,347.23</b>	<b>4.39%</b>	<b>0.84 yrs</b>

### Maturity Distribution

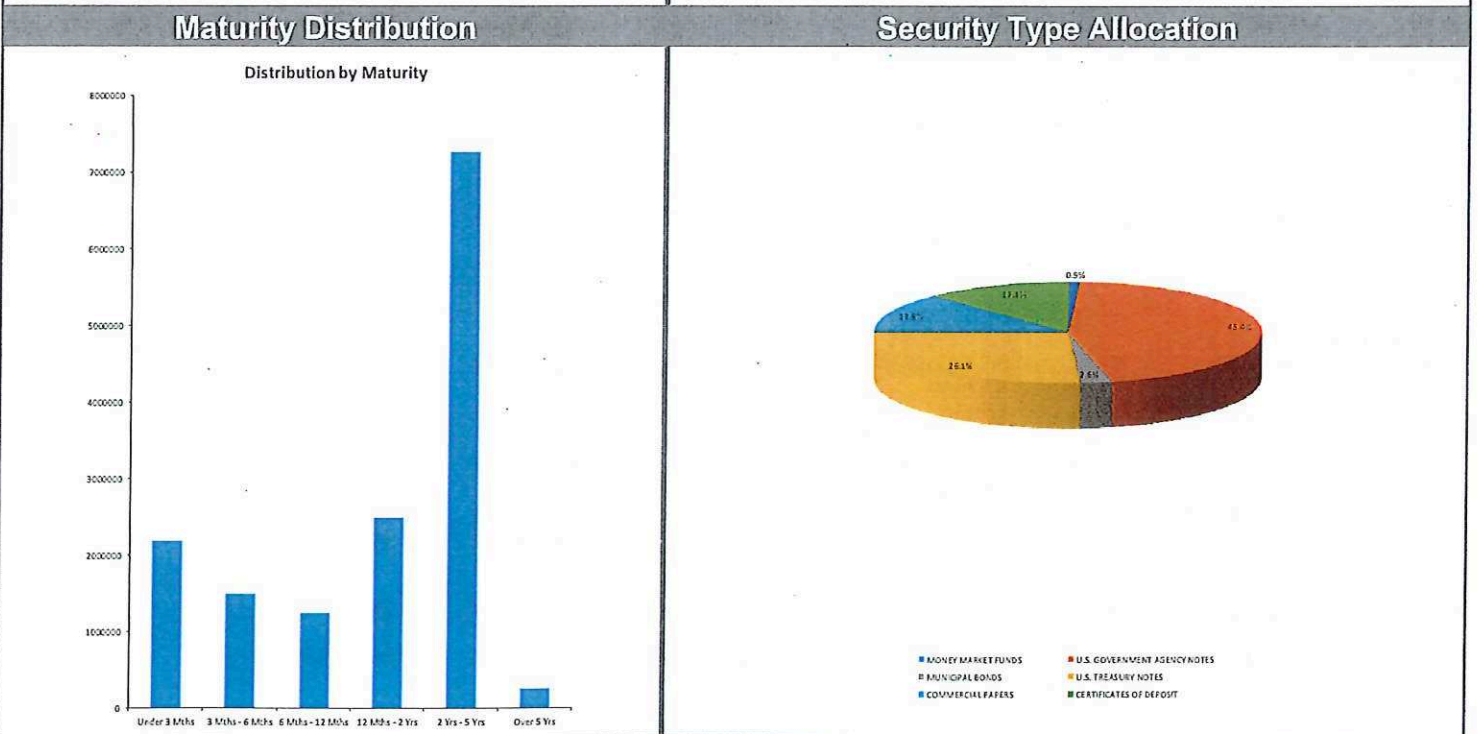


### Asset Allocation



**Monthly Investment Summary**  
**Bowling Green City Schools**  
**US Bank Custodian Acct Ending**  
 July 31, 2024

Monthly Cash Flow Activity		Market Value Summary				
From 06-30-24 through 07-31-24						
Beginning Book Value	14,965,844.41	<u>Security Type</u>	<u>Market Value</u>	<u>Pct. Assets</u>	<u>Avg Yield at Cost</u>	<u>Wght Avg Mat</u>
Contributions	0.00	<b>Money Market Fund</b>				
Withdrawals	0.00	MONEY MARKET FUNDS	135,557.69	0.9	5.16	0.00
Prior Month Management Fees	-700.50	<b>Fixed Income</b>				
Realized Gains/Losses	245.00	MUNICIPAL BONDS	393,536.60	2.6	0.95	1.20
Gross Interest Earnings	43,702.63	U.S. GOVERNMENT AGENCY NOTES	6,798,400.86	45.2	3.06	2.12
Ending Book Value	15,009,091.54	U.S. TREASURY NOTES	3,898,877.54	25.9	4.04	3.60
		Accrued Interest	70,550.17	0.5		
		<b>Commercial Paper</b>				
		COMMERCIAL PAPERS	1,920,752.12	12.8	5.55	0.28
		Accrued Interest	0.00	0.0		
		<b>Certificate of Deposit</b>				
		CERTIFICATES OF DEPOSIT	1,816,426.67	12.1	3.86	0.75
		Accrued Interest	13,161.77	0.1		
		<b>TOTAL PORTFOLIO</b>	<b>15,047,263.43</b>	<b>100.0</b>	<b>3.70</b>	<b>2.06</b>



**Disclosures:**

RedTree's internal accounting system is used as the source of the market value of this account. Although obtained from a source believed to be reliable, we cannot guarantee its accuracy. You should review all account statements provided by the custodian and compare with the statements provided by RedTree.



**Portfolio Holdings Report**  
**Bowling Green City Schools**  
**US Bank Custodian Acct Ending**  
 July 31, 2024

Quantity	Cusip	Security Description	Moody's	S&P	Cost Basis	Market Value	Yield at Cost	Wtd Maturity	Purchase Date
<b>U.S. GOVERNMENT AGENCY NOTES</b>									
155,000	3130AJXG9	Federal Home Ln Bank 0.500% Due 08-20-24	Aaa	AA+	154,992.25	154,628.04	0.50	0.06	09-08-21
400,000	3130ANX88	Federal Home Ln Bank 0.500% Due 09-27-24	Aaa	AA+	399,880.00	396,989.39	0.51	0.16	09-27-21
500,000	3130ALQV9	Federal Home Ln Bank 0.570% Due 09-30-24	Aaa	AA+	500,000.00	496,090.70	0.57	0.17	03-30-21
500,000	3133EMER9	Federal Farm Credit Bank 0.470% Due 01-27-25	Aaa	AA+	499,425.00	488,821.33	0.50	0.48	10-29-20
400,000	3134GWUG9	Federal Home Ln Mtg 0.570% Due 09-24-25	Aaa	AA+	400,000.00	380,792.06	0.57	1.12	09-30-20
360,000	3134GXHD9	Federal Home Ln Mtg 0.700% Due 12-23-25	Aaa	AA+	360,000.00	340,550.84	0.70	1.36	12-23-20
480,000	3130ALLE2	Federal Home Ln Bank 0.800% Due 12-24-25	Aaa	AA+	433,550.40	455,428.13	4.42	1.36	02-09-23
365,000	3130AKZ25	Federal Home Ln Bank 0.650% Due 02-26-26	Aaa	AA+	365,000.00	343,541.17	0.65	1.53	02-26-21
250,000	3133ENF96	Federal Farm Credit Bank 3.960% Due 08-17-26	Aaa	AA+	250,000.00	246,250.82	3.96	1.91	08-17-22
300,000	3130AP6N0	Federal Home Ln Bank 1.050% Due 09-30-26	Aaa	AA+	300,000.00	278,964.38	1.05	2.09	09-30-21
500,000	3134H1KV4	Federal Home Ln Mtg 5.750% Due 12-07-26	Aaa	AA+	500,125.00	500,095.75	5.74	2.16	04-09-24
400,000	3134H1RU9	Federal Home Ln Mtg 3.875% Due 05-06-27	Aaa	AA+	390,998.40	393,104.80	4.66	2.54	03-20-24
100,000	3134GX3M4	Federal Home Ln Mtg 5.000% Due 10-18-27	Aaa	AA+	100,000.00	99,712.92	5.00	2.90	10-18-22
500,000	3133ERGL9	Federal Farm Credit Bank 4.500% Due 06-07-28	Aaa	AA+	500,200.00	506,710.77	4.49	3.49	06-27-24
500,000	3133ERHN4	Federal Farm Credit Bank 4.250% Due 10-20-28	Aaa	AA+	496,925.00	503,554.40	4.41	3.81	06-27-24
300,000	3130B13J4	Federal Home Ln Bank 4.625% Due 03-09-29	Aaa	AA+	299,377.50	307,218.80	4.67	4.08	04-26-24
500,000	3130B07A1	Federal Home Ln Bank 6.000% Due 03-21-29	Aaa	AA+	500,000.00	500,377.45	6.00	3.92	03-21-24
400,000	3133ERAK7	Federal Farm Credit Bank 4.375% Due 04-10-29	Aaa	AA+	393,956.00	405,569.09	4.72	4.16	04-19-24
	Accrued Interest					49,984.76			
					6,844,429.55	6,848,385.62	3.06	2.12	
<b>MUNICIPAL BONDS</b>									
90,000	668571FX5	Northwood LSD, OH GO 1.145% Due 07-15-25		AA	90,000.00	86,768.10	1.15	0.93	09-09-20
185,000	51280UCX3	Lakota LSD, OH GO 4.000% Due 12-01-25	Aa1	AA+	213,206.95	183,214.75	0.83	1.28	12-29-20
125,000	593881MP7	Miamisburg CSD, OH GO 4.000% Due 12-01-25	Aa2		143,217.50	123,553.75	0.97	1.28	12-22-20
	Accrued Interest					2,112.47			
					446,424.45	395,649.07	0.95	1.20	
<b>U.S. TREASURY NOTES</b>									
300,000	9128285J5	US Treasury Note 3.000% Due 10-31-25	Aaa	AA+	300,000.00	294,035.16	3.00	1.20	06-10-22
265,000	91282CCZ2	US Treasury Note 0.875% Due 09-30-26	Aaa	AA+	263,053.91	246,522.46	1.03	2.10	09-30-21

**Disclosures:**

RedTree's internal accounting system is used as the source of the market value of this account. Although obtained from a source believed to be reliable, we cannot guarantee its accuracy. You should review all account statements provided by the custodian and compare with the statements provided by RedTree.

Questions? Call 888.596.2293 or email [info@redtreeinv.com](mailto:info@redtreeinv.com)



**Portfolio Holdings Report**  
**Bowling Green City Schools**  
**US Bank Custodian Acct Ending**  
**July 31, 2024**

Quantity	Cusip	Security Description	Moody's	S&P	Cost Basis	Market Value	Yield at Cost	Wtd Maturity	Purchase Date
290,000	91282CFM8	US Treasury Note 4.125% Due 09-30-27	Aaa	AA+	287,825.00	290,101.95	4.35	2.90	02-14-24
800,000	91282CHQ7	US Treasury Note 4.125% Due 07-31-28	Aaa	AA+	795,406.25	802,000.00	4.27	3.65	03-28-24
710,000	91282CJN2	US Treasury Note 4.375% Due 11-30-28	Aaa	AA+	709,889.06	719,707.03	4.38	3.89	06-28-24
500,000	91282CJW2	US Treasury Note 4.000% Due 01-31-29	Aaa	AA+	493,671.88	499,550.78	4.31	4.08	06-27-24
780,000	91282CKT7	US Treasury Note 4.500% Due 05-31-29	Aaa	AA+	779,049.78	796,940.62	4.53	4.29	05-31-24
250,000	91282CLC3	US Treasury Note 4.000% Due 07-31-29	Aaa	AA+	248,417.07	250,019.53	4.14	4.49	07-31-24
	Accrued Interest					18,452.94			
					3,877,312.95	3,917,330.48	4.04	3.60	
<b>CERTIFICATES OF DEPOSIT</b>									
205,000	02589ADT6	American Express Nat'l Bank, UT 3.300% Due 08-26-24			204,795.00	204,724.84	3.35	0.07	08-24-22
244,000	15131XFF9	Cenlar Bank, NJ 4.500% Due 01-31-25			243,756.00	243,373.48	4.55	0.49	01-31-23
175,000	800364ES6	Sandy Spring Bank, MD 4.500% Due 02-03-25			174,825.00	174,586.60	4.55	0.48	02-01-23
249,000	56065GAW8	MainStreet Bank, VA 4.500% Due 02-10-25			248,925.30	248,323.99	4.56	0.51	02-08-23
247,000	549104NX1	Luana Savings Bank, IA 1.450% Due 03-13-25			246,506.00	241,663.86	1.49	0.60	03-13-20
246,000	38149M6W8	Goldman Sachs Bank USA, NY 3.000% Due 05-12-25			245,631.00	242,303.58	3.05	0.76	05-11-22
115,000	554479EM3	Machias Savings Bank, ME 4.250% Due 08-08-25			114,885.00	114,374.29	4.33	0.98	02-09-23
248,000	909557KX7	United Bankers Bank, MN 5.300% Due 11-14-25			247,752.00	249,809.37	5.41	1.22	11-15-23
100,000	89235MNW7	Toyota Financial Savings Bank, NV 3.450% Due 08-18-27			99,750.00	97,266.66	3.50	2.81	08-18-22
	Accrued Interest					13,161.77			
					1,826,825.30	1,829,588.44	3.86	0.75	
<b>COMMERCIAL PAPER</b>									
525,000	06054NHS3	Bank of America 0.000% Due 08-26-24		A-1	503,619.38	522,959.85	5.66	0.07	11-30-23
400,000	62479LHW8	MUFG Bank 0.000% Due 08-30-24	P-1	A-1	390,872.22	398,244.40	5.42	0.08	03-28-24
325,000	06054NNE7	Bank of America 0.000% Due 01-14-25		A-1	312,032.50	317,161.97	5.54	0.45	04-19-24
700,000	17327ANM5	Citigroup 0.000% Due 01-21-25	P-1	A-1	672,017.50	682,385.90	5.55	0.47	04-26-24
	Accrued Interest					0.00			
					1,878,541.60	1,920,752.12	5.55	0.28	
<b>MONEY MARKET FUND</b>									
	USBMMF	First American Treasury Obligations Fund			135,557.69	135,557.69	5.16		
<b>TOTAL PORTFOLIO</b>					15,009,091.54	15,047,263.43	3.70	2.06	

**Disclosures:**

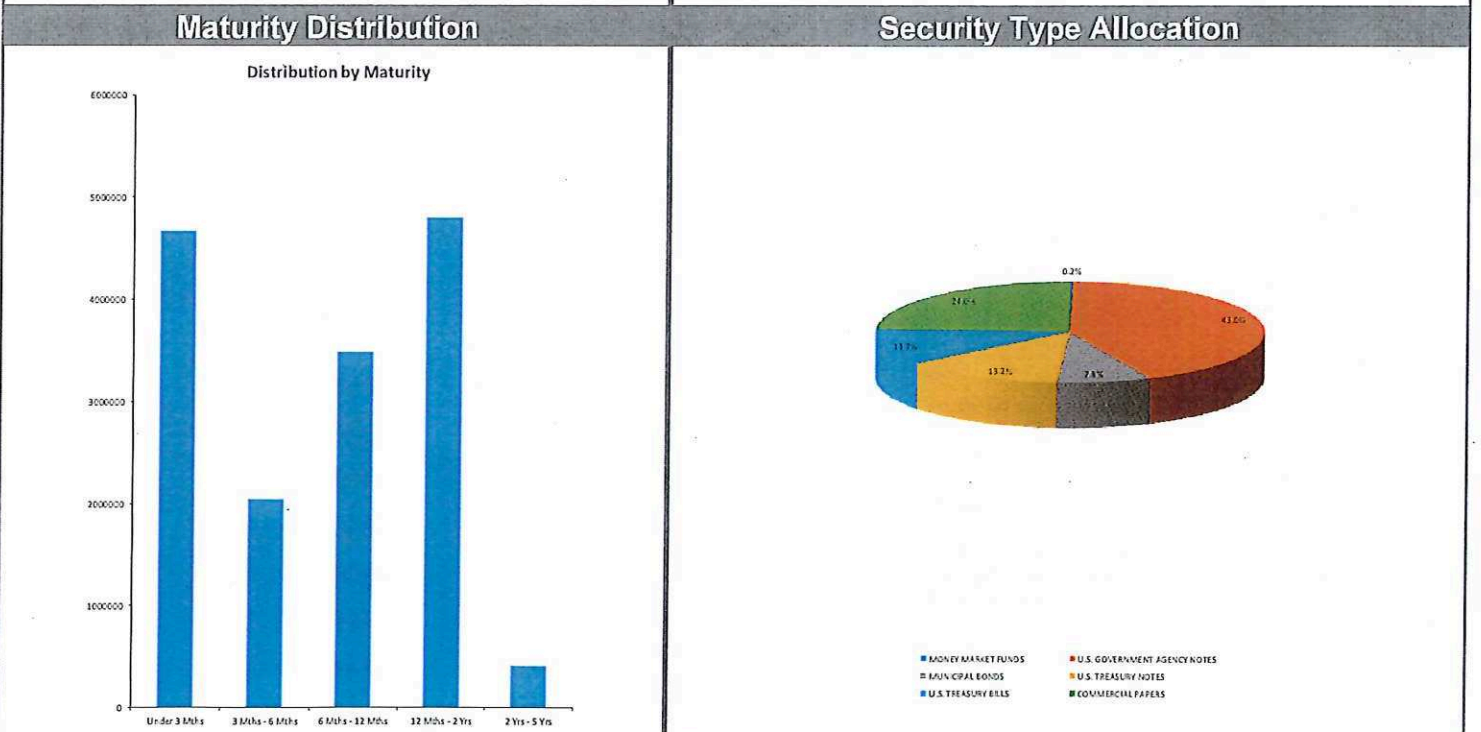
RedTree's internal accounting system is used as the source of the market value of this account. Although obtained from a source believed to be reliable, we cannot guarantee its accuracy. You should review all account statements provided by the custodian and compare with the statements provided by RedTree.

Questions? Call 888.596.2293 or email [info@redtreeinv.com](mailto:info@redtreeinv.com)



**Monthly Investment Summary**  
**Bowling Green City Schools - 2023 Debt Proceeds**  
**US Bank Custodian Acct Ending**  
 July 31, 2024

Monthly Cash Flow Activity		Market Value Summary			
From 06-30-24 through 07-31-24					
Beginning Book Value	15,112,401.40	<b>Security Type</b>	<b>Market Value</b>	<b>Pct. Assets</b>	<b>Avg Yield at Cost</b>
Contributions	0.00	<b>Money Market Fund</b>			<b>Wght Avg Mat</b>
Withdrawals	0.00	MONEY MARKET FUNDS	33,589.03	0.2	5.16
Prior Month Management Fees	-721.57	<b>Fixed Income</b>			
Realized Gains/Losses	0.00	MUNICIPAL BONDS	1,201,092.00	7.8	5.05
Gross Interest Earnings	64,132.03	U.S. GOVERNMENT AGENCY NOTES	6,591,790.23	42.7	4.94
Ending Book Value	15,175,811.86	U.S. TREASURY BILLS	1,796,833.01	11.6	5.29
		U.S. TREASURY NOTES	2,027,558.59	13.1	4.42
		Accrued Interest	107,275.91	0.7	1.26
		<b>Commercial Paper</b>			
		COMMERCIAL PAPERS	3,680,517.74	23.8	5.32
		Accrued Interest	0.00	0.0	0.15
		<b>TOTAL PORTFOLIO</b>	<b>15,438,656.51</b>	<b>100.0</b>	<b>5.01</b>
					<b>0.74</b>



**Disclosures:**

RedTree's internal accounting system is used as the source of the market value of this account. Although obtained from a source believed to be reliable, we cannot guarantee its accuracy. You should review all account statements provided by the custodian and compare with the statements provided by RedTree.



**Portfolio Holdings Report**  
**Bowling Green City Schools - 2023 Debt Proceeds**  
**US Bank Custodian Acct Ending**  
 July 31, 2024

Quantity	Cusip	Security Description	Moody's	S&P	Cost Basis	Market Value	Yield at Cost	Wtd Maturity	Purchase Date
<b>U.S. GOVERNMENT AGENCY NOTES</b>									
1,000,000	3135GACA7	Federal Natl Mtg Assoc 0.375% Due 04-15-25	Aaa	AA+	948,428.40	967,685.08	4.71	0.69	01-19-24
500,000	3134GXP73	Federal Home Ln Mtg 4.000% Due 05-28-25	Aaa	AA+	494,818.50	495,476.31	4.80	0.80	01-25-24
2,000,000	3134GYSQ6	Federal Home Ln Mtg 5.520% Due 05-28-25	Aaa	AA+	2,000,060.00	1,999,391.18	5.51	0.79	07-17-24
480,000	3130AQWG4	Federal Home Ln Bank 1.720% Due 08-28-25	Aaa	AA+	459,201.60	465,339.01	4.51	1.04	01-12-24
400,000	3130AKRN8	Federal Home Ln Bank 0.650% Due 01-28-26	Aaa	AA+	370,776.00	376,553.51	4.50	1.45	01-25-24
935,000	3130AL6J8	Federal Home Ln Bank 0.625% Due 02-24-26	Aaa	AA+	862,341.15	879,809.89	4.50	1.52	01-09-24
1,000,000	3130b1AJ6	Federal Home Ln Bank 5.000% Due 05-01-26	Aaa	AA+	999,099.00	1,008,497.43	5.05	1.64	05-02-24
400,000	3133EP2T1	Federal Farm Credit Bank 4.125% Due 02-12-27	Aaa	AA+	396,241.60	399,037.82	4.47	2.34	02-23-24
		Accrued Interest				50,248.99			
					6,530,966.25	6,642,039.22	4.94	1.15	
<b>MUNICIPAL BONDS</b>									
1,200,000	431614YD2	City of Hilliard, OH GO 5.500% Due 01-23-25		SP1+	1,205,124.00	1,201,092.00	5.05	0.47	01-24-24
		Accrued Interest				34,283.33			
					1,205,124.00	1,235,375.33	5.05	0.47	
<b>U.S. TREASURY NOTES</b>									
1,500,000	91282CFK2	US Treasury Note 3.500% Due 09-15-25	Aaa	AA+	1,475,683.59	1,480,136.71	4.50	1.07	01-05-24
550,000	91282CHH7	US Treasury Note 4.125% Due 06-15-26	Aaa	AA+	549,097.66	547,421.87	4.20	1.78	01-31-24
		Accrued Interest				22,743.59			
					2,024,781.25	2,050,302.18	4.42	1.26	
<b>U.S. TREASURY BILLS</b>									
1,800,000	912797KX4	US Treasury Bill 0.000% Due 08-13-24	P-1	A-1+	1,796,565.08	1,796,833.01	5.29	0.04	07-31-24
		Accrued Interest				0.00			
					1,796,565.08	1,796,833.01	5.29	0.04	
<b>COMMERCIAL PAPER</b>									
800,000	63873JH86	Natixis NY 0.000% Due 08-08-24	P-1	A-1	775,848.89	799,056.80	5.36	0.02	01-12-24
600,000	45685QJ91	ING US CP 0.000% Due 09-09-24	P-1	A-1	579,515.00	596,426.40	5.28	0.11	01-12-24
285,000	45685QJ91	ING US CP 0.000% Due 09-09-24	P-1	A-1	277,159.65	283,302.54	5.39	0.11	03-04-24
800,000	89119AJA7	TD USA 0.000% Due 09-10-24	P-1	A-1+	772,680.89	795,168.00	5.26	0.11	01-12-24
400,000	89233GK47	Toyota Motor Credit 0.000% Due 10-04-24	P-1	A-1+	385,470.99	396,166.00	5.20	0.18	01-17-24
400,000	62479LLR4	MUFG Bank 0.000% Due 11-25-24	P-1	A-1	384,340.00	393,150.00	5.43	0.32	02-29-24
425,000	89119AM39	TD USA 0.000% Due 12-03-24	P-1	A-1+	409,770.83	417,248.00	5.35	0.34	03-28-24

**Disclosures:**

RedTree's internal accounting system is used as the source of the market value of this account. Although obtained from a source believed to be reliable, we cannot guarantee its accuracy. You should review all account statements provided by the custodian and compare with the statements provided by RedTree.

Questions? Call 888.596.2293 or email [info@redtreeinv.com](mailto:info@redtreeinv.com)



**Portfolio Holdings Report**  
**Bowling Green City Schools - 2023 Debt Proceeds**  
**US Bank Custodian Acct Ending**  
 July 31, 2024

Quantity	Cusip	Security Description	Moody's	S&P	Cost Basis	Market Value	Yield at Cost	Wtd Maturity	Purchase Date
		Accrued Interest				0.00			
					3,584,786.25	3,680,517.74	5.32	0.15	
<b>MONEY MARKET FUND</b>									
	USBMMF	First American Treasury Obligations Fund			33,589.03	33,589.03	5.16		
<b>TOTAL PORTFOLIO</b>					15,175,811.86	15,438,656.51	5.01	0.74	

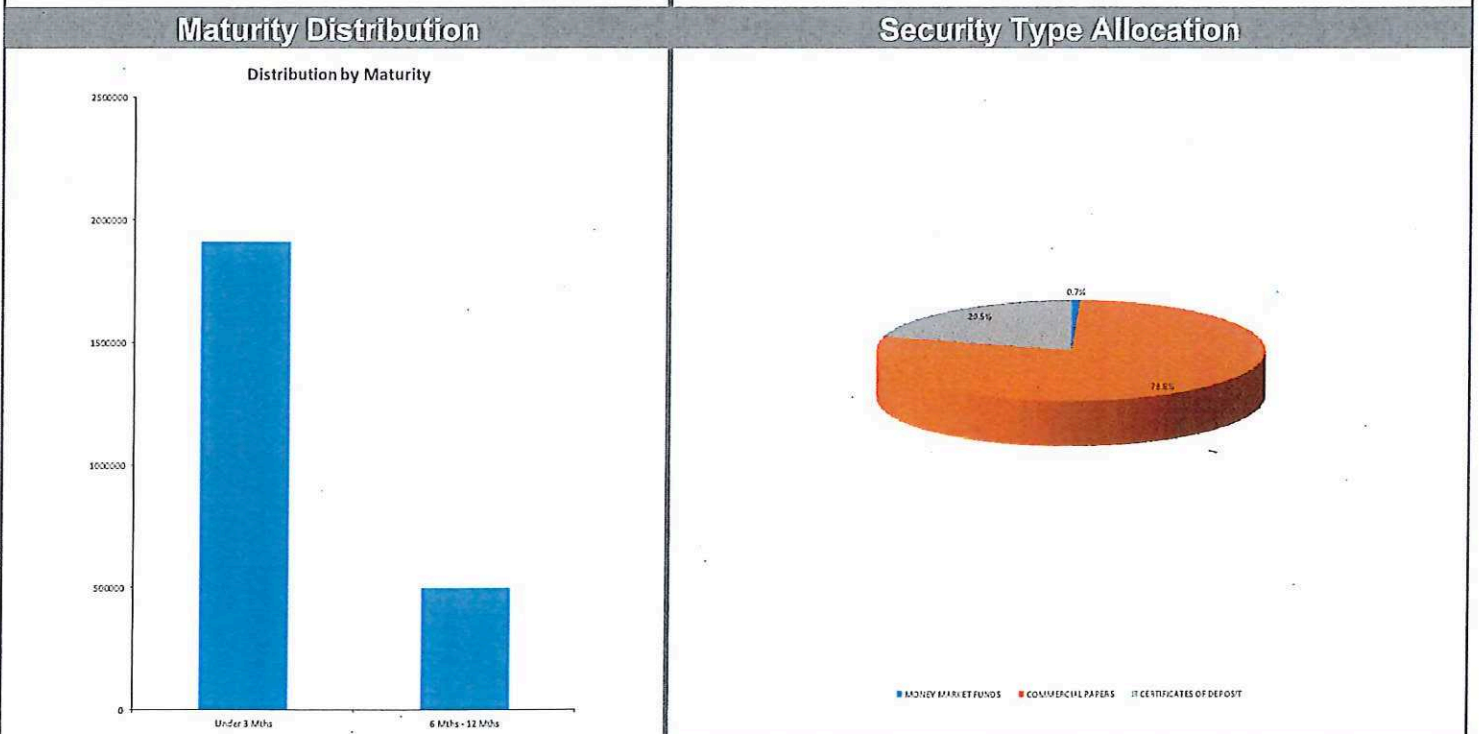
**Disclosures:**

RedTree's internal accounting system is used as the source of the market value of this account. Although obtained from a source believed to be reliable, we cannot guarantee its accuracy. You should review all account statements provided by the custodian and compare with the statements provided by RedTree.

Questions? Call 888.596.2293 or email [info@redtreeinv.com](mailto:info@redtreeinv.com)

**Monthly Investment Summary**  
**Bowling Green City Schools - 2024 Debt Premium**  
**US Bank Custodian Acct Ending**  
 July 31, 2024

Monthly Cash Flow Activity		Market Value Summary				
From 06-30-24 through 07-31-24						
Beginning Book Value	2,378,819.23	<u>Security Type</u>	<u>Market Value</u>	<u>Pct. Assets</u>	<u>Avg Yield at Cost</u>	<u>Wght Avg Mat</u>
Contributions	0.00	Money Market Fund				
Withdrawals	0.00	MONEY MARKET FUNDS	16,625.97	0.7	5.16	0.00
Prior Month Management Fees	-113.37	Commercial Paper				
Realized Gains/Losses	0.00	COMMERCIAL PAPERS	1,908,564.48	78.8	5.36	0.11
Gross Interest Earnings	2,137.71	Accrued Interest	0.00	0.0		
Ending Book Value	2,380,843.57	Certificate of Deposit				
		CERTIFICATES OF DEPOSIT	496,033.16	20.5	5.15	0.59
		Accrued Interest	1,316.78	0.1		
		<b>TOTAL PORTFOLIO</b>	<b>2,422,540.39</b>	<b>100.0</b>	<b>5.32</b>	<b>0.21</b>



**Disclosures:**

RedTree's internal accounting system is used as the source of the market value of this account. Although obtained from a source believed to be reliable, we cannot guarantee its accuracy. You should review all account statements provided by the custodian and compare with the statements provided by RedTree.

Questions? Call 888.596.2293 or email [info@redtreeinv.com](mailto:info@redtreeinv.com)



**Portfolio Holdings Report**  
**Bowling Green City Schools - 2024 Debt Premium**  
**US Bank Custodian Acct Ending**  
 July 31, 2024

Quantity	Cusip	Security Description	Moody's	S&P	Cost Basis	Market Value	Yield at Cost	Wtd Maturity	Purchase Date
<b>CERTIFICATES OF DEPOSIT</b>									
248,000	064577GK9	Bank of Rhode Island, RI			248,000.00	248,016.58	5.15	0.59	03-13-24
		5.100% Due 03-13-25							
248,000	69324MBC8	PCSB Bank, NY			248,000.00	248,016.58	5.15	0.59	03-13-24
		5.100% Due 03-13-25							
		Accrued Interest				1,316.78			
					496,000.00	497,349.94	5.15	0.59	
<b>COMMERCIAL PAPER</b>									
1,920,000	45685QJ91	ING US CP	P-1	A-1	1,868,217.60	1,908,564.48	5.36	0.11	03-07-24
		0.000% Due 09-09-24							
		Accrued Interest				0.00			
					1,868,217.60	1,908,564.48	5.36	0.11	
<b>MONEY MARKET FUND</b>									
	USBMMF	First American Treasury Obligations Fund			16,625.97	16,625.97	5.16		
<b>TOTAL PORTFOLIO</b>					2,380,843.57	2,422,540.39	5.32	0.21	

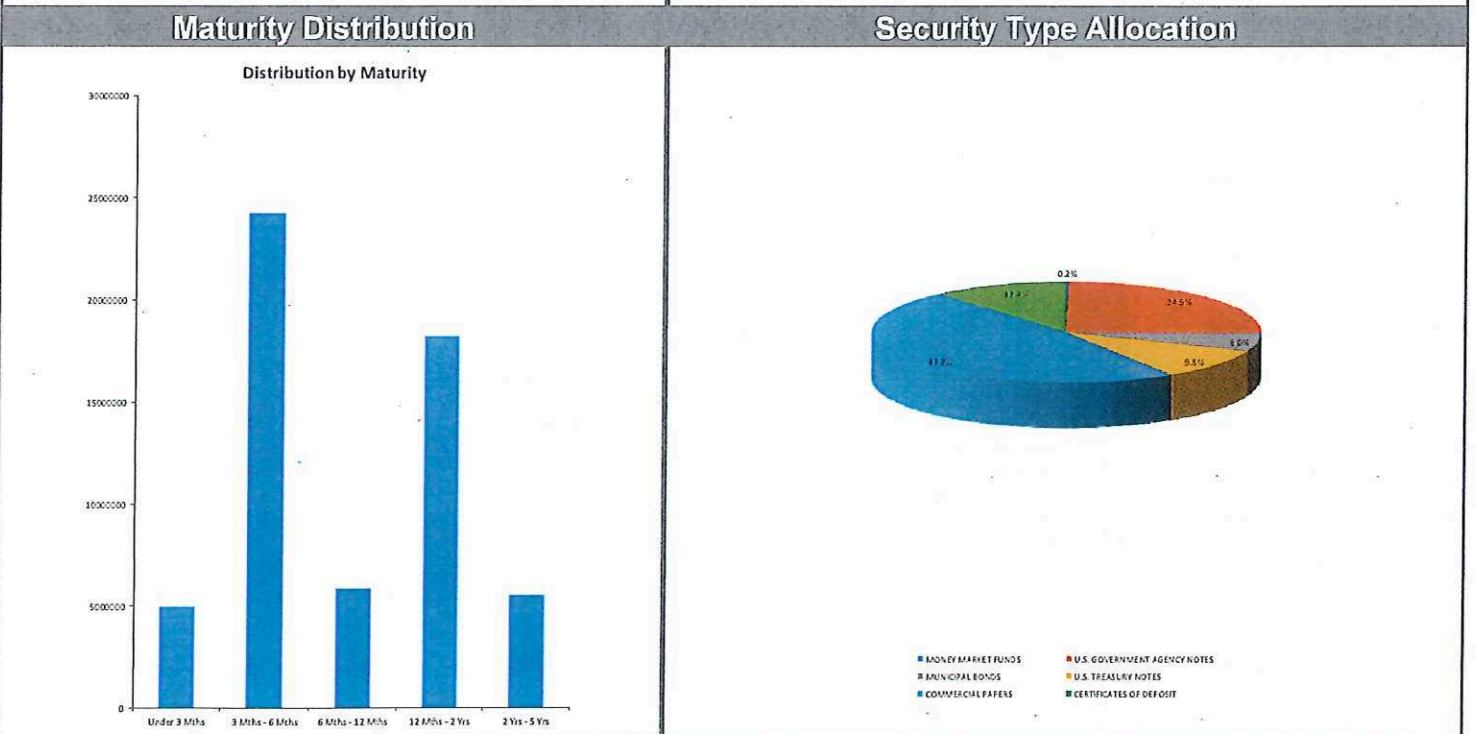
**Disclosures:**

RedTree's internal accounting system is used as the source of the market value of this account. Although obtained from a source believed to be reliable, we cannot guarantee its accuracy. You should review all account statements provided by the custodian and compare with the statements provided by RedTree.

Questions? Call 888.596.2293 or email [info@redtreeinv.com](mailto:info@redtreeinv.com)

**Monthly Investment Summary**  
**Bowling Green City Schools - 2024 Debt Proceeds**  
**US Bank Custodian Acct Ending**  
 July 31, 2024

Monthly Cash Flow Activity		Market Value Summary			
From 06-30-24 through 07-31-24					
Beginning Book Value	57,928,646.70	<b>Security Type</b>	<b>Market Value</b>	<b>Pct. Assets</b>	<b>Avg Yield at Cost</b>
Contributions	0.00	<b>Money Market Fund</b>			<b>Wght Avg Mat</b>
Withdrawals	0.00	MONEY MARKET FUNDS	109,102.43	0.2	5.16
Prior Month Management Fees	-2,754.08	<b>Fixed Income</b>			
Realized Gains/Losses	0.00	MUNICIPAL BONDS	3,512,920.00	6.0	5.07
Gross Interest Earnings	47,949.40	U.S. GOVERNMENT AGENCY NOTES	14,582,554.61	24.8	5.15
Ending Book Value	57,973,842.02	U.S. TREASURY NOTES	5,754,990.23	9.8	4.60
		Accrued Interest	290,430.71	0.5	1.80
		<b>Commercial Paper</b>			
		COMMERCIAL PAPERS	27,927,895.77	47.4	5.39
		Accrued Interest	0.00	0.0	0.30
		<b>Certificate of Deposit</b>			
		CERTIFICATES OF DEPOSIT	6,677,108.85	11.3	4.95
		Accrued Interest	47,870.24	0.1	1.25
		<b>TOTAL PORTFOLIO</b>	<b>58,902,872.84</b>	<b>100.0</b>	<b>5.18</b>
					<b>0.86</b>



**Disclosures:**

RedTree's internal accounting system is used as the source of the market value of this account. Although obtained from a source believed to be reliable, we cannot guarantee its accuracy. You should review all account statements provided by the custodian and compare with the statements provided by RedTree.



**Portfolio Holdings Report**  
**Bowling Green City Schools - 2024 Debt Proceeds**  
**US Bank Custodian Acct Ending**  
 July 31, 2024

Quantity	Cusip	Security Description	Moody's	S&P	Cost Basis	Market Value	Yield at Cost	Wtd Maturity	Purchase Date
<b>U.S. GOVERNMENT AGENCY NOTES</b>									
2,000,000	3130A3GE8	Federal Home Ln Bank 2.750% Due 12-13-24	Aaa	AA+	1,975,838.00	1,982,651.74	5.38	0.36	06-24-24
380,000	3130AP6F7	Federal Home Ln Bank 0.600% Due 01-07-25	Aaa	AA+	366,130.00	372,338.37	5.30	0.43	03-18-24
2,000,000	3134GXR63	Federal Home Ln Mtg 4.050% Due 08-28-25	Aaa	AA+	1,977,380.00	1,982,694.14	4.85	1.02	03-08-24
1,000,000	3130B0AD1	Federal Home Ln Bank 5.500% Due 09-04-25	Aaa	AA+	999,966.00	1,000,796.37	5.50	1.03	03-07-24
2,000,000	3130B1UD7	Federal Home Ln Bank 5.450% Due 12-26-25	Aaa	AA+	2,000,000.00	1,996,959.02	5.45	1.33	06-28-24
2,000,000	3130B05J4	Federal Home Ln Bank 5.500% Due 03-13-26	Aaa	AA+	2,000,000.00	1,998,016.04	5.50	1.50	03-13-24
235,000	3133EP7C3	Federal Farm Credit Bank 4.625% Due 04-01-26	Aaa	AA+	234,496.63	235,595.11	4.74	1.57	04-02-24
1,800,000	3130B0KT5	Federal Home Ln Bank 4.650% Due 04-21-26	Aaa	AA+	1,798,902.00	1,804,721.47	4.68	1.62	03-21-24
1,300,000	3130ANGM6	Federal Home Ln Bank 1.050% Due 08-13-26	Aaa	AA+	1,195,645.10	1,214,477.98	4.66	1.96	03-28-24
1,000,000	3134H1WK5	Federal Home Ln Mtg 5.700% Due 03-18-27	Aaa	AA+	1,000,000.00	999,969.23	5.70	2.37	03-18-24
500,000	3133EP6K6	Federal Farm Credit Bank 4.500% Due 03-26-27	Aaa	AA+	499,947.00	502,954.14	4.50	2.44	03-26-24
500,000	3134H1RU9	Federal Home Ln Mtg 3.875% Due 05-06-27	Aaa	AA+	488,748.00	491,380.99	4.66	2.54	03-20-24
	Accrued Interest					187,897.69			
					14,537,052.73	14,770,452.31	5.15	1.38	
<b>MUNICIPAL BONDS</b>									
3,000,000	172252H84	Cincinnati CSD, OH GO 5.439% Due 06-01-25	Aa2		3,013,680.00	3,010,110.00	5.05	0.80	03-08-24
500,000	431621NM9	Hilliard SD, OH GO 5.550% Due 12-01-25	Aa1	AA+	502,825.00	502,810.00	5.20	1.26	03-06-24
	Accrued Interest					31,820.00			
					3,516,505.00	3,544,740.00	5.07	0.87	
<b>U.S. TREASURY NOTES</b>									
750,000	91282CFW6	US Treasury Note 4.500% Due 11-15-25	Aaa	AA+	747,187.50	748,740.23	4.74	1.23	03-28-24
1,000,000	91282CKB6	US Treasury Note 4.625% Due 02-28-26	Aaa	AA+	999,765.63	1,001,601.56	4.64	1.48	03-28-24
1,000,000	91282CGR6	US Treasury Note 4.625% Due 03-15-26	Aaa	AA+	999,023.44	1,002,148.44	4.68	1.52	03-18-24
1,000,000	91282CHM6	US Treasury Note 4.500% Due 07-15-26	Aaa	AA+	997,890.62	1,002,500.00	4.59	1.85	03-15-24
1,000,000	91282CJP7	US Treasury Note 4.375% Due 12-15-26	Aaa	AA+	996,640.63	1,002,539.06	4.50	2.22	03-18-24
1,000,000	91282CKA8	US Treasury Note 4.125% Due 02-15-27	Aaa	AA+	990,312.50	997,460.94	4.48	2.34	03-18-24
	Accrued Interest					70,713.02			
					5,730,820.32	5,825,703.25	4.60	1.80	
<b>CERTIFICATES OF DEPOSIT</b>									
248,000	31944MDJ1	First Carolina Bank, NC 5.150% Due 01-27-25			247,975.20	248,034.61	5.22	0.47	03-26-24

**Disclosures:**

RedTree's internal accounting system is used as the source of the market value of this account. Although obtained from a source believed to be reliable, we cannot guarantee its accuracy. You should review all account statements provided by the custodian and compare with the statements provided by RedTree.

Questions? Call 888.596.2293 or email [info@redtreeinv.com](mailto:info@redtreeinv.com)



**Portfolio Holdings Report**  
**Bowling Green City Schools - 2024 Debt Proceeds**  
**US Bank Custodian Acct Ending**  
**July 31, 2024**

Quantity	Cusip	Security Description	Moody's	S&P	Cost Basis	Market Value	Yield at Cost	Wtd Maturity	Purchase Date
248,000	35633MEG3	The Freedom Bank of Virginia, VA 5.100% Due 03-11-25			248,000.00	248,011.63	5.15	0.59	03-11-24
243,000	55316CCU8	M1 Bank, MO 5.100% Due 06-12-25			242,951.40	243,385.76	5.12	0.82	03-12-24
248,000	89846HCU5	Truxton Trust Co, TN 4.950% Due 06-20-25			247,851.20	248,146.58	5.05	0.85	03-20-24
248,000	028402CY9	American Natl Bank, NE 5.050% Due 06-23-25			247,975.20	248,408.29	5.11	0.86	03-22-24
248,000	740367TL1	Preferred Bank, CA 5.100% Due 06-23-25			247,950.40	248,516.92	5.17	0.86	03-22-24
248,000	843879FN2	Southern States Bank, AL 4.950% Due 06-23-25			247,851.20	248,191.04	5.05	0.86	03-22-24
248,000	02554BES6	American Eagle Bank, IL 4.900% Due 08-15-25			247,925.60	248,243.43	4.97	0.99	03-15-24
243,000	919853KV2	Valley National Bank, NJ 5.000% Due 09-11-25			242,817.75	243,460.20	5.05	1.05	03-11-24
248,000	949764MV3	Wells Fargo Bank, SD 4.950% Due 09-12-25			247,814.00	248,459.55	5.05	1.06	03-12-24
248,000	58958PNC4	Meridian Bank, PA 5.000% Due 09-15-25			247,814.00	248,637.67	5.11	1.07	03-14-24
243,000	69478QHJ2	Pacific Premier Bank, CA 5.000% Due 09-15-25			242,817.75	243,474.03	5.05	1.06	03-15-24
249,000	06610RCP2	Bankers' Bank, WI 4.750% Due 12-26-25			248,813.25	249,205.23	4.84	1.33	03-27-24
249,000	47804GLG6	John Marshall Bank, VA 4.750% Due 02-23-26			248,751.00	249,442.35	4.85	1.47	03-22-24
249,000	13135NCJ7	CalPrivate Bank, CA 4.750% Due 03-09-26			248,875.50	249,410.78	4.82	1.51	03-08-24
244,000	61690DMF2	Morgan Stanley Bank, UT 4.800% Due 03-13-26			243,756.00	244,552.15	4.85	1.52	03-13-24
244,000	61768ET94	Morgan Stanley Private Bank, NY 4.800% Due 03-13-26			243,756.00	244,552.15	4.85	1.52	03-13-24
244,000	62400PKS8	Mountain Commerce Bank, TN 4.800% Due 03-16-26			243,756.00	244,693.64	4.85	1.52	03-15-24
249,000	46256VAP0	Iowa State Bank Hull, IA 4.700% Due 03-19-26			248,850.60	249,316.16	4.78	1.54	03-19-24
249,000	145150CR7	Carroll Co Trust Co, MO 4.700% Due 03-20-26			248,813.25	249,319.99	4.79	1.54	03-20-24
249,000	20415QJM2	Community West Bank, CA 4.800% Due 03-20-26			248,875.50	249,711.62	4.88	1.54	03-20-24
249,000	62847NEJ1	MVB Bank, WV 4.750% Due 03-23-26			248,751.00	249,468.32	4.85	1.55	03-22-24
244,000	22753AAF7	Cross Keys Bank, LA 4.850% Due 03-26-26			243,878.00	244,797.64	4.88	1.55	03-26-24
244,000	27004PEL3	Eaglemark Savings Bank, NV 4.800% Due 03-27-26			243,756.00	244,610.76	4.85	1.55	03-27-24
248,000	552249CP7	Lyons National Bank, NY 4.850% Due 03-30-26			247,814.00	248,892.18	4.94	1.57	03-28-24
244,000	724468AQ6	The Pitney Bowes Bank, UT 4.800% Due 03-30-26			243,756.00	244,654.67	4.85	1.56	03-28-24
249,000	20786AGV1	ConnectOne Bank, NJ 4.600% Due 09-08-26			248,688.75	249,511.49	4.70	1.96	03-08-24
	Accrued Interest					47,870.24			
					6,660,634.55	6,724,979.08	4.95	1.25	

**Disclosures:**

RedTree's internal accounting system is used as the source of the market value of this account. Although obtained from a source believed to be reliable, we cannot guarantee its accuracy. You should review all account statements provided by the custodian and compare with the statements provided by RedTree.

Questions? Call 888.596.2293 or email [info@redtreeinv.com](mailto:info@redtreeinv.com)





**Portfolio Holdings Report**  
**Bowling Green City Schools - 2024 Debt Proceeds**  
**US Bank Custodian Acct Ending**  
 July 31, 2024

Quantity	Cusip	Security Description	Moody's	S&P	Cost Basis	Market Value	Yield at Cost	Wtd Maturity	Purchase Date
<b>COMMERCIAL PAPER</b>									
3,000,000	4497W0J33	ING US CP 0.000% Due 09-03-24	P-1	A-1	2,921,985.84	2,984,778.00	5.37	0.09	03-08-24
2,000,000	89119AJ41	TD USA 0.000% Due 09-04-24	P-1	A-1+	1,949,253.34	1,989,706.00	5.42	0.10	03-15-24
4,000,000	63873JLC2	Natixis NY 0.000% Due 11-12-24	P-1	A-1	3,855,814.44	3,939,120.00	5.36	0.28	03-06-24
5,200,000	79583RLR8	Salvation Army 0.000% Due 11-25-24	P-1	A-1	5,001,698.00	5,061,732.00	5.43	0.32	03-07-24
390,000	63873JLS7	Natixis NY 0.000% Due 11-26-24	P-1	A-1	375,889.58	383,291.22	5.41	0.32	03-21-24
3,700,000	62479LLV5	MUFG Bank 0.000% Due 11-29-24	P-1	A-1	3,557,595.21	3,634,547.00	5.38	0.33	03-06-24
4,000,000	06054NM24	Bank of America 0.000% Due 12-02-24		A-1	3,844,600.00	3,927,320.00	5.39	0.34	03-07-24
3,800,000	89233GM29	Toyota Motor Credit 0.000% Due 12-02-24	P-1	A-1+	3,654,336.50	3,732,185.20	5.33	0.34	03-08-24
1,000,000	79583RM63	Salvation Army 0.000% Due 12-06-24	P-1	A-1	961,210.83	971,790.00	5.44	0.35	03-14-24
1,350,000	17327AR33	Citigroup 0.000% Due 04-03-25	P-1	A-1	1,297,343.25	1,303,426.35	5.43	0.66	07-08-24
	Accrued Interest					0.00			
					27,419,726.99	27,927,895.77	5.39	0.30	
<b>MONEY MARKET FUND</b>									
	USBMMF	First American Treasury Obligations Fund			109,102.43	109,102.43	5.16		
<b>TOTAL PORTFOLIO</b>					57,973,842.02	58,902,872.84	5.18	0.86	

**Disclosures:**

RedTree's internal accounting system is used as the source of the market value of this account. Although obtained from a source believed to be reliable, we cannot guarantee its accuracy. You should review all account statements provided by the custodian and compare with the statements provided by RedTree.

Questions? Call 888.596.2293 or email [info@redtreeinv.com](mailto:info@redtreeinv.com)

RedTree Investment Group  
**Bowling Green City Schools - 2024 Debt Premium**  
**US Bank Custodian Acct Ending**  
Purchases and Sales of Commercial Paper and Bankers Acceptances  
*From 07-01-23 To 06-30-24*

<u>Security</u>	<u>Settle Date</u>	<u>Cusip</u>	<u>Mature Date</u>	<u>Quantity</u>
<b>PURCHASES</b> ING US CP	03-07-24	45685QJ91	09-09-24	1,920,000

RedTree Investment Group  
**Bowling Green City Schools - 2024 Debt Proceeds**  
**US Bank Custodian Acct Ending**  
**Income Earned from Commercial Paper and Bankers Acceptances**  
*From 07-01-23 Through 06-30-24*

Security	Pay-Date	Cusip	Mature Date	Amount
<b>COMMERCIAL PAPER</b>				
TD USA	03-28-24	89119AFU7	06-28-24	530.28
TD USA	06-28-24	89119AFU7	06-28-24	27,772.50
				28,302.78
				<b>28,302.78</b>

RedTree Investment Group  
**Bowling Green City Schools - 2024 Debt Proceeds**  
**US Bank Custodian Acct Ending**  
Purchases and Sales of Commercial Paper and Bankers Acceptances  
From 07-01-23 To 06-30-24

Security	Settle Date	Cusip	Mature Date	Quantity
<b>PURCHASES</b>				
Bank of America	03-07-24	06054NM24	12-02-24	4,000,000
ING US CP	03-08-24	4497W0J33	09-03-24	3,000,000
MUFG Bank	03-06-24	62479LLV5	11-29-24	3,700,000
Natixis NY	03-06-24	63873JLC2	11-12-24	4,000,000
Natixis NY	03-21-24	63873JLS7	11-26-24	390,000
Salvation Army	03-07-24	79583RLR8	11-25-24	5,200,000
Salvation Army	03-14-24	79583RM63	12-06-24	1,000,000
TD USA	03-12-24	89119AFU7	06-28-24	2,000,000
TD USA	03-15-24	89119AJ41	09-04-24	2,000,000
Toyota Motor Credit	03-08-24	89233GM29	12-02-24	3,800,000
<b>SALES</b>				
TD USA	03-28-24	89119AFU7	06-28-24	250,000
TD USA	06-28-24	89119AFU7	06-28-24	1,750,000

RedTree Investment Group  
**Bowling Green City Schools**  
**US Bank Custodian Acct Ending**  
**Income Earned from Commercial Paper and Bankers Acceptances**  
*From 07-01-23 Through 06-30-24*

Security	Pay-Date	Cusip	Mature Date	Amount
<b>COMMERCIAL PAPER</b>				
TD USA	07-07-23	89119BU79	07-07-23	8,798.54
MUFG Bank	07-14-23	62479MUE1	07-14-23	17,634.40
Royal Bank of Canada (RBC)	10-02-23	78015DX21	10-02-23	5,884.83
National Bank of Canada	11-08-23	63307MY86	11-08-23	7,431.67
Canadian Imp Holdings	11-15-23	13608BZ72	12-07-23	9,310.90
National Bank of Canada	03-01-24	63307LC17	03-01-24	11,122.22
Toyota Motor Credit	03-15-24	89233GCF1	03-15-24	10,273.33
Royal Bank of Canada (RBC)	03-19-24	78009ACK8	03-19-24	20,393.33
JP Morgan	03-22-24	46590DCN8	03-22-24	20,548.61
Natixis NY	04-05-24	63873JD56	04-05-24	25,048.33
Royal Bank of Canada (RBC)	04-05-24	78009AD50	04-05-24	10,381.39
Canadian Imp Holdings	04-11-24	13608ADB9	04-11-24	21,183.75
Bank of Montreal	04-12-24	06369LDC6	04-12-24	21,105.00
Toyota Motor Credit	04-16-24	89233GDG8	04-16-24	13,567.85
Bank of Montreal	05-16-24	06369LEG6	05-16-24	8,772.75
Toyota Motor Credit	05-24-24	89233GEQ5	05-24-24	19,031.75
TD USA	06-03-24	89119AF37	06-03-24	22,089.37
MUFG Bank	06-28-24	62479LFU4	06-28-24	12,233.81
Toyota Motor Credit	06-28-24	89233GFU5	06-28-24	10,114.39
				274,926.22

**274,926.22**

RedTree Investment Group  
**Bowling Green City Schools**  
**US Bank Custodian Acct Ending**  
**Purchases and Sales of Commercial Paper and Bankers Acceptances**  
*From 07-01-23 To 06-30-24*

Security	Settle Date	Cusip	Mature Date	Quantity
<b>PURCHASES</b>				
Bank of America	11-30-23	06054NHS3	08-26-24	525,000
Bank of America	04-19-24	06054NNE7	01-14-25	325,000
Bank of Montreal	07-19-23	06369LDC6	04-12-24	500,000
Bank of Montreal	11-09-23	06369LEG6	05-16-24	300,000
Canadian Imp Holdings	07-17-23	13608ADB9	04-11-24	500,000
Citigroup	04-26-24	17327ANM5	01-21-25	700,000
MUFG Bank	11-02-23	62479LFU4	06-28-24	325,000
MUFG Bank	03-28-24	62479LHW8	08-30-24	400,000
National Bank of Canada	07-25-23	63307LC17	03-01-24	325,000
Natixis NY	07-14-23	63873JD56	04-05-24	600,000
Royal Bank of Canada (RBC)	07-14-23	78009AD50	04-05-24	250,000
TD USA	09-07-23	89119AF37	06-03-24	525,000
Toyota Motor Credit	07-25-23	89233GDG8	04-16-24	325,000
Toyota Motor Credit	08-29-23	89233GEQ5	05-24-24	450,000
Toyota Motor Credit	10-03-23	89233GFU5	06-28-24	240,000
<b>SALES</b>				
Bank of Montreal	04-12-24	06369LDC6	04-12-24	500,000
Bank of Montreal	05-16-24	06369LEG6	05-16-24	300,000
Canadian Imp Holdings	11-15-23	13608BZ72	12-07-23	250,000
Canadian Imp Holdings	04-11-24	13608ADB9	04-11-24	500,000
JP Morgan	03-22-24	46590DCN8	03-22-24	500,000
MUFG Bank	07-14-23	62479MUE1	07-14-23	470,000
MUFG Bank	06-28-24	62479LFU4	06-28-24	325,000
National Bank of Canada	11-08-23	63307MY86	11-08-23	280,000
National Bank of Canada	03-01-24	63307LC17	03-01-24	325,000
Natixis NY	04-05-24	63873JD56	04-05-24	600,000
Royal Bank of Canada (RBC)	10-02-23	78015DX21	10-02-23	200,000
Royal Bank of Canada (RBC)	03-19-24	78009ACK8	03-19-24	500,000
Royal Bank of Canada (RBC)	04-05-24	78009AD50	04-05-24	250,000
TD USA	07-07-23	89119BU79	07-07-23	250,000
TD USA	06-03-24	89119AF37	06-03-24	525,000
Toyota Motor Credit	03-15-24	89233GCF1	03-15-24	250,000
Toyota Motor Credit	04-16-24	89233GDG8	04-16-24	325,000
Toyota Motor Credit	05-24-24	89233GEQ5	05-24-24	450,000
Toyota Motor Credit	06-28-24	89233GFU5	06-28-24	240,000

RedTree Investment Group  
**Bowling Green City Schools - 2023 Debt Proceeds**  
**US Bank Custodian Acct Ending**  
**Income Earned from Commercial Paper and Bankers Acceptances**  
*From 07-01-23 Through 06-30-24*

Security	Pay-Date	Cusip	Mature Date	Amount
<b>COMMERCIAL PAPER</b>				
ING US CP	03-27-24	45685QJ91	09-09-24	3,788.89
Citigroup	05-01-24	17327AE11	05-01-24	14,280.56
Credit Agricole NY	06-11-24	22533TFB7	06-11-24	19,213.33
				37,282.78
				37,282.78

RedTree Investment Group  
*Bowling Green City Schools - 2023 Debt Proceeds*  
*US Bank Custodian Acct Ending*  
Purchases and Sales of Commercial Paper and Bankers Acceptances  
From 07-01-23 To 06-30-24

Security	Settle Date	Cusip	Mature Date	Quantity
<b>PURCHASES</b>				
Bank of America	01-25-24	06054NGK1	07-19-24	1,000,000
Canadian Imp Holdings	01-26-24	13607EGS2	07-26-24	800,000
Citigroup	01-25-24	17327AE11	05-01-24	1,000,000
Credit Agricole NY	01-31-24	22533TFB7	06-11-24	1,000,000
ING US CP	01-12-24	45685QJ91	09-09-24	1,000,000
ING US CP	03-04-24	45685QJ91	09-09-24	285,000
MUFG Bank	01-12-24	62479LGG4	07-16-24	1,000,000
MUFG Bank	02-29-24	62479LLR4	11-25-24	400,000
Natixis NY	01-12-24	63873JH86	08-08-24	800,000
TD USA	01-12-24	89119AJA7	09-10-24	800,000
TD USA	03-28-24	89119AM39	12-03-24	425,000
Toyota Motor Credit	01-17-24	89233GK47	10-04-24	400,000
<b>SALES</b>				
Citigroup	05-01-24	17327AE11	05-01-24	1,000,000
Credit Agricole NY	06-11-24	22533TFB7	06-11-24	1,000,000
ING US CP	03-27-24	45685QJ91	09-09-24	400,000



POWERSCHOOL  
 DATE: 08/07/2024  
 TIME: 12:55:12  
 SELECTION CRITERIA : ALL

BOWLING GREEN CITY SCHOOLS  
 OH Cash Position Report

ACCOUNTING PERIOD : 1/25

FUND	SCC	DESCRIPTION	MTD RECEIPTS	FYTD RECEIPTS	MTD EXPENDITURES	FYTD EXPENDITURES	CURRENT FUND BALANCE	CURRENT ENCUMBRANCE	UNENCUMBERED FUND BALANCE
001	0000	GENERAL FUND							
		16,222,482.13	4,961,551.35	4,961,551.35	2,724,170.78	2,724,170.78	18,459,862.70	2,529,887.53	15,929,975.17
001	9426	GENERAL-HB 426 RESERVE							
		500,000.00	0.00	0.00	0.00	0.00	500,000.00	0.00	500,000.00
Total For Fund 001:									
		16,722,482.13	4,961,551.35	4,961,551.35	2,724,170.78	2,724,170.78	18,959,862.70	2,529,887.53	16,429,975.17
002	0235	MS BOND LEVY							
		1,123,052.04	195,210.31	195,210.31	0.00	0.00	1,318,262.35	1,807,743.86	-489,481.51
002	0239	HS BOND LEVY							
		4,473,457.32	435,469.13	435,469.13	0.00	0.00	4,908,926.45	0.00	4,908,926.45
Total For Fund 002:									
		5,596,509.36	630,679.44	630,679.44	0.00	0.00	6,227,188.80	1,807,743.86	4,419,444.94
003	0800	PI CONSTRUCTION INTEREST							
		79,243.55	0.00	0.00	0.00	0.00	79,243.55	0.00	79,243.55
003	0900	PI LEVY							
		1,837,516.98	63,994.41	63,994.41	0.00	0.00	1,901,511.39	310,437.50	1,591,073.89
Total For Fund 003:									
		1,916,760.53	63,994.41	63,994.41	0.00	0.00	1,980,754.94	310,437.50	1,670,317.44
004	2300	HS BUILDING 2023 DEBT PRO							
		15,112,401.40	63,410.46	63,410.46	0.00	0.00	15,175,811.86	0.00	15,175,811.86
004	2400	HS BUILDING 2024 DEBT PRO							
		57,928,646.70	45,195.32	45,195.32	41,937.50	41,937.50	57,931,904.52	5,580,623.79	52,351,280.73
Total For Fund 004:									
		73,041,048.10	108,605.78	108,605.78	41,937.50	41,937.50	73,107,716.38	5,580,623.79	67,527,092.59



POWERSCHOOL  
 DATE:08/07/2024  
 TIME:12:55:12  
 SELECTION CRITERIA : ALL

BOWLING GREEN CITY SCHOOLS  
 OH Cash Position Report

ACCOUNTING PERIOD : 1/25

FUND	SCC	DESCRIPTION	MTD RECEIPTS	FYTD RECEIPTS	MTD EXPENDITURES	FYTD EXPENDITURES	CURRENT FUND BALANCE	CURRENT ENCUMBRANCE	UNENCUMBERED FUND BALANCE	
Total For Fund 007:			54,946.17	22.99	22.99	4,400.00	4,400.00	50,569.16	1,000.00	49,569.16
008	1100	NORDMANN STOUT 287.33	0.00	0.00	0.00	0.00	287.33	0.00	287.33	
008	1101	C. DAUTERMAN 5,012.30	0.00	0.00	0.00	0.00	5,012.30	0.00	5,012.30	
008	1200	WILMA GRANGER BASHORE FD 34,448.76	0.00	0.00	0.00	0.00	34,448.76	0.00	34,448.76	
008	1230	SHIRKEY MEMORIAL SCHOLAR 14,306.76	0.00	0.00	500.00	500.00	13,806.76	0.00	13,806.76	
008	1240	JD REED FUND 54,284.35	0.00	0.00	0.00	0.00	54,284.35	0.00	54,284.35	
008	1255	BRYCE CHRISTENSEN BGCS 2,665.46	0.00	0.00	0.00	0.00	2,665.46	0.00	2,665.46	
Total For Fund 008:			111,004.96	0.00	0.00	500.00	500.00	110,504.96	0.00	110,504.96
018	1001	HS ATHL PAY/PARTICIPATE 8,208.06	0.00	0.00	6,607.54	6,607.54	1,600.52	29,875.00	-28,274.48	
018	1800	HS AP EXAMS/PSAT EXAMS 5,788.00	0.00	0.00	0.00	0.00	5,788.00	0.00	5,788.00	
018	1801	HIGH SCHOOL PRINCIPALS FD 13,041.47	0.00	0.00	709.50	709.50	12,331.97	2,575.39	9,756.58	
018	1802	MIDDLE SCHL PRINCIPAL FD 11,887.40	0.00	0.00	0.00	0.00	11,887.40	0.00	11,887.40	
018	1803	CONNEAUT PRINCIPALS FUND 15,544.58	0.00	0.00	0.00	0.00	15,544.58	261.80	15,282.78	
018	1804	CRIM PRINCIPALS FUND 946.40	45.00	45.00	0.00	0.00	991.40	0.00	991.40	
018	1805	KENWOOD PRINCIPALS FUND 17,259.11	0.00	0.00	0.00	0.00	17,259.11	0.00	17,259.11	
018	1811	PRESCHOOL PRINCIPALS FUND 115.08	0.00	0.00	0.00	0.00	115.08	0.00	115.08	
018	1813	CONNEAUT CAMP FUND 115.00	0.00	0.00	0.00	0.00	115.00	0.00	115.00	

POWERSCHOOL  
 DATE: 08/07/2024  
 TIME: 12:55:12  
 SELECTION CRITERIA : ALL

BOWLING GREEN CITY SCHOOLS  
 OH Cash Position Report

ACCOUNTING PERIOD : 1/25

FUND	SCC	DESCRIPTION	MTD RECEIPTS	FYTD RECEIPTS	MTD EXPENDITURES	FYTD EXPENDITURES	CURRENT FUND BALANCE	CURRENT ENCUMBRANCE	UNENCUMBERED FUND BALANCE
018	1814	CRIM CAMP FUND 12,280.23	110.00	110.00	0.00	0.00	12,390.23	0.00	12,390.23
018	1816	DISTRICT CAMP FUND 5,284.67	0.00	0.00	0.00	0.00	5,284.67	0.00	5,284.67
Total For Fund 018:			155.00	155.00	7,317.04	7,317.04	83,307.96	32,712.19	50,595.77
019	0001	HS SPECIAL GRANTS 63.78	0.00	0.00	0.00	0.00	63.78	0.00	63.78
019	0090	2016 ASSIST 1,000.00	0.00	0.00	0.00	0.00	1,000.00	0.00	1,000.00
019	0100	ABATEMENT AGREEMENTS 365,857.27	0.00	0.00	0.00	0.00	365,857.27	22,826.00	343,031.27
019	0702	MS GRANTS 35,645.47	0.00	0.00	0.00	0.00	35,645.47	7,010.00	28,635.47
019	0850	BGSU/MAC EDUCATIONAL GRT 3,382.67	0.00	0.00	0.00	0.00	3,382.67	0.00	3,382.67
019	1590	GIFTED PROGRAM OTHER 1,440.99	0.00	0.00	0.00	0.00	1,440.99	0.00	1,440.99
019	9002	ST LOUIS REIMB. FED FUNDS 0.00	3,583.46	3,583.46	0.00	0.00	3,583.46	0.00	3,583.46
019	9004	NOKIDHUNGRY-CRIM BREAKFST 486.85	0.00	0.00	0.00	0.00	486.85	0.00	486.85
019	9006	DISTRICT GRANTS 313.80	0.00	0.00	0.00	0.00	313.80	0.00	313.80
019	9007	DISTRICT PBIS 1,099.03	0.00	0.00	0.00	0.00	1,099.03	0.00	1,099.03
019	9200	OH SPACE GRANT - MS 21.06	0.00	0.00	0.00	0.00	21.06	0.00	21.06
019	9355	WELLNESS GRANT 10,757.26	0.00	0.00	0.00	0.00	10,757.26	3,250.00	7,507.26
019	9851	BGSU P3 ENGLISH GRANT 2,605.10	0.00	0.00	0.00	0.00	2,605.10	0.00	2,605.10
Total For Fund 019:			3,583.46	3,583.46	0.00	0.00	426,256.74	33,086.00	393,170.74

POWERSCHOOL  
 DATE: 08/07/2024  
 TIME: 12:55:12  
 SELECTION CRITERIA : ALL

BOWLING GREEN CITY SCHOOLS  
 OH Cash Position Report

ACCOUNTING PERIOD : 1/25

FUND	SCC	DESCRIPTION	MTD RECEIPTS	FYTD RECEIPTS	MTD EXPENDITURES	FYTD EXPENDITURES	CURRENT FUND BALANCE	CURRENT ENCUMBRANCE	UNENCUMBERED FUND BALANCE
022	0000	AGENCY FUND 9,688.64	0.00	0.00	8,390.43	8,390.43	1,298.21	16,547.62	-15,249.41
022	0078	STARS PROGRAM/UW GRANT 817.69	0.00	0.00	0.00	0.00	817.69	0.00	817.69
022	1987	CLASS 1987 550.00	0.00	0.00	0.00	0.00	550.00	0.00	550.00
022	3669	OHSAA TOURNAMENTS 673.00	0.00	0.00	0.00	0.00	673.00	0.00	673.00
022	9001	MEDICAL INSURANCE ESCROW 465,521.80	459,314.56	459,314.56	466,889.63	466,889.63	457,946.73	467,800.00	-9,853.27
022	9002	DENTAL INSURANCE ESCROW 26,998.08	26,975.25	26,975.25	27,202.76	27,202.76	26,770.57	27,500.00	-729.43
022	9003	VISION INSURANCE ESCROW 4,013.65	4,016.50	4,016.50	4,027.29	4,027.29	4,002.86	49,972.71	-45,969.85
022	9004	LIFE INSURANCE EXCROW 1,553.00	1,545.75	1,545.75	1,553.00	1,553.00	1,545.75	22,447.00	-20,901.25
022	9005	SERS BOARD SHARE ESCROW 0.00	46,565.31	46,565.31	73,138.00	73,138.00	-26,572.69	0.00	-26,572.69
022	9006	STRS BOARD SHARE ESCROW 333,804.11	197,572.78	197,572.78	234,250.00	234,250.00	297,126.89	0.00	297,126.89
022	9007	WORKERS COMP ESCROW 49,200.40	7,016.77	7,016.77	0.00	0.00	56,217.17	70,000.00	-13,782.83
-----			-----						
Total For Fund	022:	892,820.37	743,006.92	743,006.92	815,451.11	815,451.11	820,376.18	654,267.33	166,108.85
-----			-----						
023	9001	COMPUTER SELF INSURANCE 128,964.93	140.00	140.00	0.00	0.00	129,104.93	0.00	129,104.93
-----			-----						
Total For Fund	023:	128,964.93	140.00	140.00	0.00	0.00	129,104.93	0.00	129,104.93
-----			-----						
035	0000	SEVERANCE BENEFITS 794,542.56	0.00	0.00	157,383.62	157,383.62	637,158.94	0.00	637,158.94

POWERSCHOOL  
 DATE: 08/07/2024  
 TIME: 12:55:12  
 SELECTION CRITERIA : ALL

BOWLING GREEN CITY SCHOOLS  
 OH Cash Position Report

ACCOUNTING PERIOD : 1/25

FUND	SCC	DESCRIPTION	MTD RECEIPTS	FYTD RECEIPTS	MTD EXPENDITURES	FYTD EXPENDITURES	CURRENT FUND BALANCE	CURRENT ENCUMBRANCE	UNENCUMBERED FUND BALANCE
-----			-----	-----	-----	-----	-----	-----	-----
Total For Fund	035:								
		794,542.56	0.00	0.00	157,383.62	157,383.62	637,158.94	0.00	637,158.94
070	0000	CAPITAL PROJECTS-PIPELINE							
		4,651,082.35	0.00	0.00	252,038.75	252,038.75	4,399,043.60	460,561.25	3,938,482.35
070	9001	CAPITAL PROJECTS-ABATEMNT							
		142,287.00	0.00	0.00	0.00	0.00	142,287.00	18,686.00	123,601.00
070	9002	TURF MAINTENANCE FUND							
		132,000.00	0.00	0.00	0.00	0.00	132,000.00	0.00	132,000.00
-----			-----	-----	-----	-----	-----	-----	-----
Total For Fund	070:								
		4,925,369.35	0.00	0.00	252,038.75	252,038.75	4,673,330.60	479,247.25	4,194,083.35
200	0004	CRIM							
		1,636.51	0.00	0.00	0.00	0.00	1,636.51	0.00	1,636.51
200	0005	KENWOOD							
		454.24	0.00	0.00	0.00	0.00	454.24	0.00	454.24
200	0224	CLASS OF 2024							
		1,995.21	0.00	0.00	0.00	0.00	1,995.21	0.00	1,995.21
200	0225	CLASS OF 2025							
		3,835.84	0.00	0.00	0.00	0.00	3,835.84	0.00	3,835.84
200	1012	FHA							
		10,526.89	0.00	0.00	0.00	0.00	10,526.89	0.00	10,526.89
200	1014	FFA							
		34,503.44	0.00	0.00	3,712.39	3,712.39	30,791.05	3,746.01	27,045.04
200	1015	FRENCH CLUB							
		513.06	0.00	0.00	115.00	115.00	398.06	0.00	398.06
200	1018	LAND LAB.							
		18,876.61	0.00	0.00	0.00	0.00	18,876.61	0.00	18,876.61
200	1019	SCIENCE CLUB							
		30.90	0.00	0.00	0.00	0.00	30.90	0.00	30.90
200	1020	SAB							
		13,176.10	0.00	0.00	0.00	0.00	13,176.10	13,085.00	91.10
200	1021	KEY CLUB							
		778.43	0.00	0.00	0.00	0.00	778.43	0.00	778.43

POWERSCHOOL  
 DATE:08/07/2024  
 TIME:12:55:12  
 SELECTION CRITERIA : ALL

BOWLING GREEN CITY SCHOOLS  
 OH Cash Position Report

ACCOUNTING PERIOD : 1/25

FUND	SCC	DESCRIPTION	MTD RECEIPTS	FYTD RECEIPTS	MTD EXPENDITURES	FYTD EXPENDITURES	CURRENT FUND BALANCE	CURRENT ENCUMBRANCE	UNENCUMBERED FUND BALANCE
200	1024	SPANISH CLUB 311.61	0.00	0.00	0.00	0.00	311.61	0.00	311.61
200	1028	MATH CLUB 20.67	0.00	0.00	0.00	0.00	20.67	0.00	20.67
200	1033	ART CLUB SR. HI 5,587.04	0.00	0.00	0.00	0.00	5,587.04	1,500.00	4,087.04
200	1034	BOBCAT BASICS 11,175.17	0.00	0.00	0.00	0.00	11,175.17	0.00	11,175.17
200	1038	DECA 937.17	0.00	0.00	182.07	182.07	755.10	0.00	755.10
200	1040	MODEL UN 2,081.27	0.00	0.00	0.00	0.00	2,081.27	0.00	2,081.27
200	1045	HS GAY STRAIGHT ALLIANCE 164.43	0.00	0.00	0.00	0.00	164.43	0.00	164.43
200	2078	MS SPORT MORALE PROMOTION 2,077.55	0.00	0.00	0.00	0.00	2,077.55	0.00	2,077.55
Total For Fund 200:			0.00	0.00	4,009.46	4,009.46	104,672.68	18,331.01	86,341.67
300	1001	HS ATHLETIC FUND 30,995.57	2,641.88	2,641.88	15,954.97	15,954.97	17,682.48	137,990.03	-120,307.55
300	1002	HS BAND 8,261.66	0.00	0.00	0.00	0.00	8,261.66	2,750.00	5,511.66
300	1004	HS CHORAL FUND 4,347.09	38.85	38.85	1,595.06	1,595.06	2,790.88	0.00	2,790.88
300	1006	DRAMA CLUB 23,184.84	0.00	0.00	14.13	14.13	23,170.71	420.00	22,750.71
300	1007	NATIONAL HONOR SOCIETY 7,714.53	0.00	0.00	0.00	0.00	7,714.53	1,103.00	6,611.53
300	1009	MUSICAL FUND 46,436.76	983.11	983.11	60.20	60.20	47,359.67	0.00	47,359.67
300	1030	ORCHESTRA-SR. 3,466.58	0.00	0.00	0.00	0.00	3,466.58	0.00	3,466.58
300	1045	STUDENT SUCCESS/WORKPLACE 910.51	0.00	0.00	0.00	0.00	910.51	0.00	910.51
300	1117	HS YEARBOOK 3,659.00	0.00	0.00	0.00	0.00	3,659.00	29,250.00	-25,591.00

POWERSCHOOL  
 DATE:08/07/2024  
 TIME:12:55:12  
 SELECTION CRITERIA : ALL

BOWLING GREEN CITY SCHOOLS  
 OH Cash Position Report

ACCOUNTING PERIOD : 1/25

FUND	SCC	DESCRIPTION BEGIN BALANCE	MTD RECEIPTS	FYTD RECEIPTS	MTD EXPENDITURES	FYTD EXPENDITURES	CURRENT FUND BALANCE	CURRENT ENCUMBRANCE	UNENCUMBERED FUND BALANCE
300	1130	HS AFTER PROM 3,431.12	0.00	0.00	0.00	0.00	3,431.12	0.00	3,431.12
300	1902	BASKETBALL - BOYS 7,278.55	0.00	0.00	0.00	0.00	7,278.55	0.00	7,278.55
300	1903	BASKETBALL - GIRLS 9,553.19	655.00	655.00	1,018.00	1,018.00	9,190.19	0.00	9,190.19
300	1904	BOWLING 313.84	0.00	0.00	0.00	0.00	313.84	0.00	313.84
300	1906	CHEERLEADING 9,712.18	0.00	0.00	0.00	0.00	9,712.18	8,821.00	891.18
300	1907	CROSS COUNTRY 2,316.12	1,000.00	1,000.00	0.00	0.00	3,316.12	700.00	2,616.12
300	1908	FOOTBALL 11,618.63	1,193.00	1,193.00	3,605.60	3,605.60	9,206.03	11,706.00	-2,499.97
300	1909	GOLF - BOYS 4,366.58	0.00	0.00	0.00	0.00	4,366.58	0.00	4,366.58
300	1910	GOLF - GIRLS 679.01	0.00	0.00	0.00	0.00	679.01	0.00	679.01
300	1912	LACROSSE 2,527.15	0.00	0.00	0.00	0.00	2,527.15	0.00	2,527.15
300	1914	SOCCER - BOYS 3,135.04	108.00	108.00	0.00	0.00	3,243.04	1,871.00	1,372.04
300	1915	SOCCER - GIRLS 10,032.06	3,438.00	3,438.00	6,298.10	6,298.10	7,171.96	3,577.00	3,594.96
300	1916	SOFTBALL 9,815.88	0.00	0.00	0.00	0.00	9,815.88	0.00	9,815.88
300	1917	SWIMMING 1,918.17	0.00	0.00	0.00	0.00	1,918.17	0.00	1,918.17
300	1918	TENNIS - BOYS 273.21	0.00	0.00	0.00	0.00	273.21	0.00	273.21
300	1919	TENNIS - GIRLS 408.60	0.00	0.00	0.00	0.00	408.60	0.00	408.60
300	1920	TRACK 4,471.27	0.00	0.00	0.00	0.00	4,471.27	0.00	4,471.27
300	1921	VOLLEYBALL 11,341.02	0.00	0.00	474.00	474.00	10,867.02	3,750.00	7,117.02
300	1930	HS ATHLETIC SCHOLARSHIPS 2,134.94	0.00	0.00	0.00	0.00	2,134.94	0.00	2,134.94
300	2001	MS ATHLETICS 37,828.39	3,647.00	3,647.00	0.00	0.00	41,475.39	11,813.41	29,661.98



POWERSCHOOL  
 DATE: 08/07/2024  
 TIME: 12:55:12  
 SELECTION CRITERIA : ALL

BOWLING GREEN CITY SCHOOLS  
 OH Cash Position Report

ACCOUNTING PERIOD : 1/25

FUND	SCC	DESCRIPTION	MTD RECEIPTS	FYTD RECEIPTS	MTD EXPENDITURES	FYTD EXPENDITURES	CURRENT FUND BALANCE	CURRENT ENCUMBRANCE	UNENCUMBERED FUND BALANCE
300	2002	MS BAND 215.54	0.00	0.00	0.00	0.00	215.54	0.00	215.54
300	2004	MS CHORAL FUND 54.04	0.00	0.00	0.00	0.00	54.04	0.00	54.04
300	2005	MS MEMORY BOOK 22,754.72	0.00	0.00	0.00	0.00	22,754.72	0.00	22,754.72
300	2006	MS ENGINEERING CLUB-STEAM 999.88	0.00	0.00	0.00	0.00	999.88	0.00	999.88
300	2010	MS DRAMA CLUB 3,125.87	0.00	0.00	0.00	0.00	3,125.87	0.00	3,125.87
300	2100	MS CHEER/DANCE TEAM 393.66	6,074.00	6,074.00	1,885.00	1,885.00	4,582.66	4,000.00	582.66
Total For Fund 300:			19,778.84	19,778.84	30,905.06	30,905.06	278,548.98	217,751.44	60,797.54
401	9324	ST. ALOYSIUS FY24 14,166.03	0.00	0.00	1,598.60	1,598.60	12,567.43	0.00	12,567.43
401	9424	ST. LOUIS - FY24 13,077.67	0.00	0.00	604.57	604.57	12,473.10	1,765.80	10,707.30
Total For Fund 401:			0.00	0.00	2,203.17	2,203.17	25,040.53	1,765.80	23,274.73
507	9224	ARP HOMELESS II - FY24 0.00	0.00	0.00	0.00	0.00	0.00	421.89	-421.89
507	9324	ARP ESSER III FY24 -52,164.58	52,164.58	52,164.58	18,270.28	18,270.28	-18,270.28	0.00	-18,270.28
Total For Fund 507:			52,164.58	52,164.58	18,270.28	18,270.28	-18,270.28	421.89	-18,692.17
516	9024	TITLE 6B IDEA - FY24 -3,818.20	3,818.20	3,818.20	3,003.68	3,003.68	-3,003.68	0.00	-3,003.68

POWERSCHOOL  
 DATE:08/07/2024  
 TIME:12:55:12  
 SELECTION CRITERIA : ALL

BOWLING GREEN CITY SCHOOLS  
 OH Cash Position Report

ACCOUNTING PERIOD : 1/25

FUND	SCC	DESCRIPTION	MTD RECEIPTS	FYTD RECEIPTS	MTD EXPENDITURES	FYTD EXPENDITURES	CURRENT FUND BALANCE	CURRENT ENCUMBRANCE	UNENCUMBERED FUND BALANCE
516	9025	TITLE 6B IDEA FY25 0.00	0.00	0.00	0.00	0.00	0.00	731,741.48	-731,741.48
Total For Fund 516:			-3,818.20	3,818.20	3,003.68	3,003.68	-3,003.68	731,741.48	-734,745.16
572	9024	TITLE I - FY24 -21,029.61	21,029.61	21,029.61	43,396.92	43,396.92	-43,396.92	96,965.90	-140,362.82
Total For Fund 572:			-21,029.61	21,029.61	43,396.92	43,396.92	-43,396.92	96,965.90	-140,362.82
584	9024	TITILE IVA STUD SUPP-FY24 -15,191.69	15,191.69	15,191.69	0.00	0.00	0.00	17,000.00	-17,000.00
584	9124	STONGER CONNECTIONS FY24 -18,355.29	18,355.29	18,355.29	0.00	0.00	0.00	34,000.00	-34,000.00
Total For Fund 584:			-33,546.98	33,546.98	0.00	0.00	0.00	51,000.00	-51,000.00
587	9025	IDEA-ECSE FY25 0.00	0.00	0.00	0.00	0.00	0.00	26,598.74	-26,598.74
Total For Fund 587:			0.00	0.00	0.00	0.00	0.00	26,598.74	-26,598.74
590	9024	TITLE II-A - FY24 -39,423.49	39,423.49	39,423.49	7,348.12	7,348.12	-7,348.12	4,760.71	-12,108.83
590	9025	TITLE II-A FY25 0.00	0.00	0.00	0.00	0.00	0.00	1,090.00	-1,090.00

POWERSCHOOL  
 DATE: 08/07/2024  
 TIME: 12:55:12  
 SELECTION CRITERIA : ALL

BOWLING GREEN CITY SCHOOLS  
 OH Cash Position Report

ACCOUNTING PERIOD : 1/25

FUND	SCC	DESCRIPTION	MTD RECEIPTS	FYTD RECEIPTS	MTD EXPENDITURES	FYTD EXPENDITURES	CURRENT FUND BALANCE	CURRENT ENCUMBRANCE	UNENCUMBERED FUND BALANCE
Total For Fund 590:									
		BEGIN BALANCE							
			39,423.49	39,423.49	7,348.12	7,348.12	-7,348.12	5,850.71	-13,198.83
GRAND TOTALS:			6,682,816.91	6,682,816.91	4,153,225.56	4,153,225.56	108,217,211.50	13,066,497.59	95,150,713.91

POWERSCHOOL  
 DATE:08/07/2024  
 TIME:12:55:12  
 SELECTION CRITERIA : ALL

BOWLING GREEN CITY SCHOOLS  
 OH Cash Position Report

ACCOUNTING PERIOD : 1/25

FUND	SCC	DESCRIPTION BEGIN BALANCE	MTD RECEIPTS	FYTD RECEIPTS	MTD EXPENDITURES	FYTD EXPENDITURES	CURRENT FUND BALANCE	CURRENT ENCUMBRANCE	UNENCUMBERED FUND BALANCE
001		16,722,482.13	4,961,551.35	4,961,551.35	2,724,170.78	2,724,170.78	18,959,862.70	2,529,887.53	16,429,975.17
002		5,596,509.36	630,679.44	630,679.44	0.00	0.00	6,227,188.80	1,807,743.86	4,419,444.94
003		1,916,760.53	63,994.41	63,994.41	0.00	0.00	1,980,754.94	310,437.50	1,670,317.44
004		73,041,048.10	108,605.78	108,605.78	41,937.50	41,937.50	73,107,716.38	5,580,623.79	67,527,092.59
006		714,410.23	1,315.86	1,315.86	40,890.07	40,890.07	674,836.02	487,065.17	187,770.85
007		54,946.17	22.99	22.99	4,400.00	4,400.00	50,569.16	1,000.00	49,569.16
008		111,004.96	0.00	0.00	500.00	500.00	110,504.96	0.00	110,504.96
018		90,470.00	155.00	155.00	7,317.04	7,317.04	83,307.96	32,712.19	50,595.77
019		422,673.28	3,583.46	3,583.46	0.00	0.00	426,256.74	33,086.00	393,170.74
022		892,820.37	743,006.92	743,006.92	815,451.11	815,451.11	820,376.18	654,267.33	166,108.85
023		128,964.93	140.00	140.00	0.00	0.00	129,104.93	0.00	129,104.93
035		794,542.56	0.00	0.00	157,383.62	157,383.62	637,158.94	0.00	637,158.94
070		4,925,369.35	0.00	0.00	252,038.75	252,038.75	4,673,330.60	479,247.25	4,194,083.35
200		108,682.14	0.00	0.00	4,009.46	4,009.46	104,672.68	18,331.01	86,341.67

POWERSCHOOL  
 DATE:08/07/2024  
 TIME:12:55:12  
 SELECTION CRITERIA : ALL

BOWLING GREEN CITY SCHOOLS  
 OH Cash Position Report

ACCOUNTING PERIOD : 1/25

FUND	SCC	DESCRIPTION	MTD RECEIPTS	FYTD RECEIPTS	MTD EXPENDITURES	FYTD EXPENDITURES	CURRENT FUND BALANCE	CURRENT ENCUMBRANCE	UNENCUMBERED FUND BALANCE
300			19,778.84	19,778.84	30,905.06	30,905.06	278,548.98	217,751.44	60,797.54
401			0.00	0.00	2,203.17	2,203.17	25,040.53	1,765.80	23,274.73
507			52,164.58	52,164.58	18,270.28	18,270.28	-18,270.28	421.89	-18,692.17
516			3,818.20	3,818.20	3,003.68	3,003.68	-3,003.68	731,741.48	-734,745.16
572			21,029.61	21,029.61	43,396.92	43,396.92	-43,396.92	96,965.90	-140,362.82
584			33,546.98	33,546.98	0.00	0.00	0.00	51,000.00	-51,000.00
587			0.00	0.00	0.00	0.00	0.00	26,598.74	-26,598.74
590			39,423.49	39,423.49	7,348.12	7,348.12	-7,348.12	5,850.71	-13,198.83
GRAND TOTALS:			6,682,816.91	6,682,816.91	4,153,225.56	4,153,225.56	108,217,211.50	13,066,497.59	95,150,713.91

# Bowling Green City Schools

## Check Register

July 2024

Check Number	Issue Date	Vendor	Total
2527	07/10/2024	BOWLING GREEN MUNICIPAL COURT	90.94
2528	07/10/2024	US DEPARTMENT OF THE TREASURY	86.04
2529	07/25/2024	AMERICAN FIDELITY ASSURANCE	25,381.02
2530	07/25/2024	AMERICAN FIDELITY FLEX	6,672.64
2531	07/25/2024	BOWLING GREEN CITY INCOME TAX	36,159.85
2532	07/25/2024	FINDLAY CITY INCOME TAX	60.34
2533	07/25/2024	PEMBERVILLE VILLAGE INCOME TAX	68.62
2534	07/25/2024	PERRYSBURG CITY INCOME TAX	813.53
2535	07/25/2024	TEXAS LIFE	3,994.34
2536	07/25/2024	US DEPARTMENT OF THE TREASURY	95.56
63487	07/08/2024	PAYSCHOOLS	11,160.00
63488	07/08/2024	EPS OPERATIONS	49.43
63489	07/08/2024	KROGER CO - DIV 016: COLUMBUS	450.14
63490	07/08/2024	OHIO COALITION-EQUITY & ADEQUACY	5,046.00
63491	07/08/2024	SCHOLASTIC, INC	117.65
63492	07/08/2024	SCREEN PRINTED PRODUCTS	865.00
63493	07/08/2024	SWEETWATER SOUND INC	1,595.06
63494	07/10/2024	SUN FEDERAL CREDIT UNION	802.44
63495	07/10/2024	BG GRAPHICS COMPANY	709.50
63496	07/10/2024	HOODZ OF CENTRAL & NORTHWEST OHIO	425.00
63497	07/10/2024	MARATHON OIL CO	0.00
63498	07/10/2024	MARATHON OIL CO	1,317.12
63499	07/10/2024	OHIO DECA	150.00
63500	07/10/2024	OHIO FFA CAMPS INC	1,960.00
63501	07/10/2024	PENTA CAREER CENTER	402.00
63502	07/11/2024	DAVIS & NEWCOMER ELEVATOR	375.46
63503	07/11/2024	ENVIRONMENTAL WATER LTD	75.00
63504	07/11/2024	FRAME'S PEST CONTROL INC.	450.13
63505	07/11/2024	ACE HARDWARE-MAIN STREET	143.87
63506	07/11/2024	MUNICIPAL UTILITIES	1,108.28
63507	07/11/2024	TREASURER STATE OF OHIO	660.50
63508	07/11/2024	TREASURER STATE OF OHIO / B.C.I.	595.50
63509	07/11/2024	WICHMAN CO	638.75
63510	07/11/2024	WINSUPPLY	137.59
63511	07/12/2024	EDUCATIONAL SOLUTIONS NORTHWEST	10,500.00
63512	07/12/2024	HYLANT ADMINISTRATIVE SERVICES LLC	13,882.00
63513	07/12/2024	RENEWED OUTDOORS LLC	3,855.00
63514	07/12/2024	ERVIN EDUCATIONAL CONSULTING	13,989.94
63515	07/12/2024	WOOD COUNTY SAFETY COUNCIL	150.00
63516	07/12/2024	EMERGE	214.00
63517	07/12/2024	OASBO	50.00
63518	07/12/2024	PITNEY BOWES GLOBAL FINANCIAL SVCS	1,059.00
63519	07/12/2024	TELESYSTEM	4,027.16
63520	07/12/2024	U.S. BANK EQUIPMENT FINANCE	11,123.51
63521	07/12/2024	VERIZON WIRELESS	153.12
63522	07/12/2024	SUN FEDERAL CREDIT UNION	3,182.21

# Bowling Green City Schools

## Check Register

July 2024

Check Number	Issue Date	Vendor	Total
63523	07/23/2024	AMERICAN FIDELITY ADM SERVICES LLC	279.40
63524	07/23/2024	ASBO INTERNATIONAL	299.00
63525	07/23/2024	AUGSBURG UNIVERSITY	775.00
63526	07/23/2024	KIMBALL MIDWEST MOTOR SUPPLY	198.00
63527	07/23/2024	MID-WOOD INC	677.95
63528	07/23/2024	MR. LIGHTBULB	2,057.50
63529	07/23/2024	IMPERIALDADE	6,812.42
63530	07/23/2024	OASBO	50.00
63531	07/23/2024	OHIO TURNPIKE COMMISSION	0.75
63532	07/23/2024	RENEWED OUTDOORS LLC	23,364.45
63533	07/23/2024	SEAN T. KAIGHIN	350.00
63534	07/23/2024	SHERWIN WILLIAMS COMPANY	214.88
63535	07/23/2024	TRANSPORTATION ACCESSORIES CO. INC	455.65
63536	07/23/2024	UNITY SCHOOL BUS PARTS	321.00
63537	07/24/2024	APPLIED IMAGING	1,323.15
63538	07/24/2024	BOWLING GREEN CHAMBER OF COMMERCE	300.00
63539	07/24/2024	COLUMBIA GAS OF OHIO INC	1,113.77
63540	07/24/2024	COPY SHOP (THE)	23.00
63541	07/24/2024	EDUCATIONAL SOLUTIONS NORTHWEST	3,540.00
63542	07/24/2024	JOHNSON GOLD	1,885.00
63543	07/24/2024	LAND ART INC	603.35
63544	07/24/2024	MUNICIPAL UTILITIES	34,057.11
63545	07/24/2024	VARSITYPRIDE.ORG	967.82
63546	07/24/2024	VERIZON WIRELESS	153.15
63547	07/25/2024	BATH LOCAL SCHOOL DISTRICT	350.00
63548	07/25/2024	BOWLING GREEN STATE UNIVERSITY	375.00
63549	07/25/2024	CMC NEPTUNE LLC	3,000.00
63550	07/25/2024	TIFFIN CITY SCHOOLS	250.00
63551	07/25/2024	COLUMBUS ZOO & AQUARIUM	119.00
63552	07/25/2024	GAME ONE	7,385.00
63553	07/25/2024	DIGITAL SCOREBOARDS OHIO	1,976.00
63554	07/25/2024	JUPMODE	671.60
63555	07/25/2024	MICHINDOH CONFERENCE CENTER	5,598.10
63556	07/25/2024	MOBILE MODULAR MANAGEMENT CORP.	1,998.00
63557	07/25/2024	RIDDELL ALL AMERICAN SPORTS CORP.	11,309.97
63558	07/25/2024	SCREEN PRINTED PRODUCTS	474.00
63559	07/25/2024	SOCCER.COM	806.54
63560	07/25/2024	SYLVANIA TAM-O SHANTER SPORTS INC.	394.00
63561	07/25/2024	WAL-MART COMMUNITY TAX EXMT#541069	60.20
63562	07/25/2024	OHIO STATE A.T.I. UNIVERSITY	1,000.00
63563	07/25/2024	OWENS COMMUNITY COLLEGE	600.52
63564	07/25/2024	UNIVERSITY OF TOLEDO	1,400.00
63565	07/26/2024	BEN'S	39.89
63566	07/26/2024	BG LOCK & KEY	210.00
63567	07/26/2024	CARTER LUMBER	60.70
63568	07/26/2024	COLUMBIA GAS OF OHIO INC	49.18

# Bowling Green City Schools

## Check Register

July 2024

Check Number	Issue Date	Vendor	Total
63569	07/26/2024	GRAINGER INC	237.00
63570	07/26/2024	ACE HARDWARE-MAIN STREET	153.40
63571	07/26/2024	MR. LIGHTBULB	490.00
63572	07/26/2024	IMPERIALDADE	6,152.74
63573	07/26/2024	SHERWIN WILLIAMS COMPANY	97.83
63574	07/26/2024	SIESEL DISTRIBUTION, LLC	297.29
63575	07/26/2024	SUBURBAN NATURAL GAS CO	207.98
63576	07/26/2024	TREASURER STATE OF OHIO	273.00
63577	07/26/2024	CERTIFIED LABORATORIES DIVISION	609.95
63578	07/26/2024	KRAMER ENTERPRISES INC	288.80
63579	07/26/2024	RENEWED OUTDOORS LLC	222.45
63580	07/26/2024	STANLEY STEAMER INTERNATIONAL, INC.	1,390.00
63581	07/26/2024	TYLER ATHLETIC FIELDS	251,400.00
63582	07/26/2024	BGSU BURSARS OFFICE	500.00
63583	07/26/2024	BGSU BURSARS OFFICE	1,000.00
63584	07/26/2024	INDIANA UNIVERSITY	1,000.00
63585	07/29/2024	BGSU BURSARS OFFICE	7,289.91
63586	07/29/2024	KENT STATE UNIVERSITY	500.00
V3382	07/10/2024	AMERICAN FIDELITY ASSURANCE 403B	50,085.00
V3383	07/10/2024	AMERIPRISE FINANCIAL SERVICES	340.00
V3384	07/10/2024	BGCS SERS BOARD SHARE ESCROW	23,092.01
V3385	07/10/2024	BGCS STRS BOARD SHARE ESCROW	98,094.81
V3386	07/10/2024	BGCS WORKERS COMP ESCROW	3,767.65
V3387	07/10/2024	COREBRIDGE FINANCIAL(VALIC ANNUITY)	600.00
V3388	07/10/2024	EQUITABLE 403B	299.17
V3389	07/10/2024	FEDERAL/MEDICARE TAX - IRS	93,213.85
V3390	07/10/2024	LINCOLN INVESTMENT PLANNING	75.00
V3391	07/10/2024	MASSMUTAL ASCEND LIFE INSURANCE CO	40.00
V3392	07/10/2024	METROPOLITAN LIFE INSURANCE CO.	750.00
V3393	07/10/2024	MODERN WOODMAN OF AMERICA	225.00
V3394	07/10/2024	OHIO CHILD SUPPORT-OCSPC	626.57
V3395	07/10/2024	OHIO DEFERRED COMP	90,344.30
V3396	07/10/2024	SCHOOL EMPLOYEES RETIREMENT SYSTEM	16,419.59
V3397	07/10/2024	STATE TEACHERS RETIREMENT SYSTEM	98,094.81
V3398	07/10/2024	TREASURER OF STATE - OHIO	17,615.22
V3399	07/10/2024	VOYA 457B	2,420.83
V3400	07/25/2024	AMERICAN FIDELITY ASSURANCE 403B	5,460.00
V3401	07/25/2024	AMERIPRISE FINANCIAL SERVICES	340.00
V3402	07/25/2024	BGCS DENTAL INS. ESCROW	26,975.25
V3403	07/25/2024	BGCS LIFE INS. ESCROW	1,545.75
V3404	07/25/2024	BGCS MEDICAL INS. ESCROW	459,314.56
V3405	07/25/2024	BGCS SERS BOARD SHARE ESCROW	23,473.30
V3406	07/25/2024	BGCS STRS BOARD SHARE ESCROW	99,477.97
V3407	07/25/2024	BGCS VISION INS. ESCROW	4,016.50
V3408	07/25/2024	BGCS WORKERS COMP ESCROW	3,249.12
V3409	07/25/2024	COREBRIDGE FINANCIAL(VALIC ANNUITY)	600.00



# Bowling Green City Schools

## Check Register

July 2024

Check Number	Issue Date	Vendor	Total
V3410	07/25/2024	EQUITABLE 403B	299.17
V3411	07/25/2024	FEDERAL/MEDICARE TAX - IRS	85,808.58
V3412	07/25/2024	LINCOLN INVESTMENT PLANNING	75.00
V3413	07/25/2024	MASSMUTAL ASCEND LIFE INSURANCE CO	40.00
V3414	07/25/2024	METROPOLITAN LIFE INSURANCE CO.	750.00
V3415	07/25/2024	MODERN WOODMAN OF AMERICA	225.00
V3416	07/25/2024	OHIO CHILD SUPPORT-OCSPC	626.57
V3417	07/25/2024	OHIO DEFERRED COMP	4,296.50
V3418	07/25/2024	OHIO SCHOOLS COUNCIL (ACH)	1,537.40
V3419	07/25/2024	SCHOOL DISTRICT INCOME TAX	6,684.92
V3420	07/25/2024	SCHOOL EMPLOYEES RETIREMENT SYSTEM	16,695.90
V3421	07/25/2024	STATE TEACHERS RETIREMENT SYSTEM	99,477.97
V3422	07/25/2024	TOLEDO CITY INCOME TAX	390.88
V3423	07/25/2024	TREASURER OF STATE - OHIO	17,145.58
V3424	07/25/2024	VOYA 457B	2,420.83
V91527	07/08/2024	AMAZON CAPITAL SERVICES INC	446.72
V91528	07/08/2024	KERESTIN N BUBP	2,027.03
V91529	07/08/2024	BRIDGET G HALE	2,027.03
V91530	07/08/2024	KENNETH C HALE	2,027.03
V91531	07/08/2024	MICHAEL A HEADLEY	1,216.22
V91532	07/08/2024	MATTHEW A MCEWEN	608.10
V91533	07/08/2024	OHIO SCHOOLS COUNCIL	646.04
V91534	07/08/2024	RED ROVER TECHNOLOGIES LLC	7,840.80
V91535	07/08/2024	LARISSA A ROCHESTER	1,013.50
V91536	07/08/2024	ASHLEY L SPUHLER	2,027.03
V91537	07/08/2024	JAYDEN STANTON	2,027.03
V91538	07/08/2024	WILSON LANGUAGE TRAINING CORP (ACH)	1,213.92
V91539	07/08/2024	MICHELE M WOLF	2,027.03
V91540	07/08/2024	OHIO SCHOOLS COUNCIL (MEMO)	1,553.00
V91541	07/08/2024	VISION SERVICE PLAN (CT)	4,027.29
V91542	07/08/2024	WOOD CO. SCHOOL BENEFIT PLAN (MEMO)	494,092.39
V91543	07/09/2024	ALEXA P MILKS	24.54
V91544	07/09/2024	SUMMIT FIRE & SECURITY (ACH)	3,881.31
V91545	07/11/2024	DEDICATED SCHOOL STAFFING (ACH)	939.26
V91546	07/11/2024	ENNIS BRITTON CO. LPA (ACH)	7,321.67
V91547	07/11/2024	FINALSITE (ACH)	4,900.00
V91548	07/11/2024	JOHNSON CONTROLS (ACH)	7,529.89
V91549	07/11/2024	LEARNWELL (ACH)	259.36
V91550	07/11/2024	PROQUEST	2,021.08
V91551	07/11/2024	SCENARIO LEARNING (ACH)	2,001.64
V91552	07/12/2024	HUNTINGTON NATIONAL BANK (MEMO CHK)	2,473.65
V91553	07/12/2024	AMAZON CAPITAL SERVICES INC	2,189.87
V91554	07/12/2024	CANDI A HULBERT	21.84
V91555	07/12/2024	RUMPKE WASTE & RECYCLING	2,929.38
V91556	07/23/2024	TAMMY S BEAUPREZ - RIDLEY	300.00
V91557	07/23/2024	KERESTIN N BUBP	56.30

# Bowling Green City Schools

## Check Register

July 2024

Check Number	Issue Date	Vendor	Total
V91558	07/23/2024	MARGARET E CARR	300.00
V91559	07/23/2024	KAITLYN L CENCI	300.00
V91560	07/23/2024	MARA R.P. CONNOR	300.00
V91561	07/23/2024	DEDICATED SCHOOL STAFFING (ACH)	939.26
V91562	07/23/2024	DLR GROUP INC. (ACH)	41,937.50
V91563	07/23/2024	ENNIS BRITTON CO. LPA (ACH)	944.00
V91564	07/23/2024	ERIN E FAILOR	300.00
V91565	07/23/2024	CENGAGE LEARNING (ACH)	2,403.82
V91566	07/23/2024	BRIDGET G HALE	56.30
V91567	07/23/2024	KENNETH C HALE	56.30
V91568	07/23/2024	MICHAEL A HEADLEY	33.78
V91569	07/23/2024	STACIA E HIGGINS	300.00
V91570	07/23/2024	ROBERT J MARZOLA	300.00
V91571	07/23/2024	MATTHEW A MCEWEN	16.89
V91572	07/23/2024	JOSEPH M MCFADDIN	300.00
V91573	07/23/2024	JANA J METZGER	300.00
V91574	07/23/2024	KISHA M NICHOLS	300.00
V91575	07/23/2024	JENNINE E NIEKAMP	300.00
V91576	07/23/2024	PAUL M REINHART	300.00
V91577	07/23/2024	AMBER M RUEMMELE	300.00
V91578	07/23/2024	ASHLEY L SPUHLER	56.30
V91579	07/23/2024	JAYDEN STANTON	56.30
V91580	07/23/2024	MICHELLE N. THOMAS	300.00
V91581	07/23/2024	MICHELE M WOLF	56.30
V91582	07/24/2024	AMAZON CAPITAL SERVICES INC	2,082.99
V91583	07/24/2024	BRICKER GRAYDON (ACH)	1,149.50
V91584	07/24/2024	LEARN21 (ACH)	4,172.00
V91585	07/24/2024	SYSCLOUD, INC. (ACH)	4,200.00
V91586	07/26/2024	STEPHANIE L CONWAY	527.26
V91587	07/26/2024	FACILITIES MANAGEMENT EXPRESS (ACH)	5,035.67
<b>TOTAL</b>			<b>\$ 2,541,228.32</b>

**BOWLING GREEN CITY SCHOOLS**  
 Unencumbered Liabilities (Then & Now)  
 July 2024

Invoice Date	Vendor	Description	Amount of Invoice
7/8/2024	Summit Fire & Security	Repairs & Maintenance	\$ 3,881.31
7/11/2024	Ennis Britton	Legal Services	\$ 7,321.67
7/11/2024	Finalsite	Core Communications Platform	\$ 4,900.00
7/12/2024	Educational Solutions	Professional Development	\$ 10,500.00
7/12/2024	U.S. Bank - Equipment Finance	Copier Lease	\$ 11,123.51
7/18/2024	Tyler Athletic Fields	Relocation of Practive Field	\$ 251,000.00
	Total		\$ 288,726.49



# BOWLING GREEN CITY SCHOOLS

## 2004-25 Appropriation Modifications

July 2024

Fund	Fund Description	Original Appropriation	July 2024	Total/Current Appropriations (Includes Carryover amounts)
001	General Fund	41,545,364.00		41,545,364.00
002	Bond Retirement Fund	11,307,121.62		11,307,121.62
003	Permanent Improvement Fund	319,437.50		319,437.50
004	Building	72,799,363.00		72,799,363.00
006	Food Service Fund	1,334,329.48		1,334,329.48
007	Trust Funds	17,150.00	750.00	17,900.00
008	Memorial Funds	1,000.00		1,000.00
018	Public School Support Fund	161,213.31		161,213.31
019	Other Grants Fund	274,994.03		274,994.03
020	Special Enterprise	105,683.00		105,683.00
022	Agency Fund	9,439,077.05		9,439,077.05
023	Technology Self Insurance	20,000.00		20,000.00
035	Severance Benefits Fund	405,589.00		405,589.00
070	Capital Project Fund	740,000.00	700,000.00	1,440,000.00
200	Student Managed Activity Fund	167,222.57		167,222.57
300	District Managed Activity Fund	546,735.13	27,368.63	574,103.76
401	Auxiliary Services Fund	180,472.55	2,042.50	182,515.05
451	Network Connectivity Fund	22,730.00		22,730.00
467	Student Wellness and Success	175,069.04		175,069.04
499	School Safety	-		-
507	ESSER - Cares Funds	439,370.09		439,370.09
516	IDEA Title 6b Federal Grant Fund	780,445.23		780,445.23
572	Title I Federal Grant Fund	552,309.02		552,309.02
584	Title IVA Federal Grant Fund	128,067.33		128,067.33
587	ECSE-IDEA Federal Grant Fund	26,009.09		26,009.09
590	Title IIA Improving Teacher Quality	93,446.31	9,108.58	102,554.89
				-
	<b>Total All Funds</b>	<b>\$141,582,198.35</b>	<b>\$739,269.71</b>	<b>\$142,321,468.06</b>