

CERTIFICATE OF ANALYSIS

Client: Garden State Environmental, Inc.
555 S Broad St. Ste. K
Glen Rock NJ 07452

Report Date: 6/6/2022
Report No.: 662255 - Lead Water Rev #2, 6/7/2022
Project: Grover Cleveland Elementary - Rahway
Project No.: 8458

Client: GAR373

LEAD WATER SAMPLE ANALYSIS SUMMARY

Lab No.: 7437787 Location: Rm 100 Result(ppb): 4.20
Client No.: GC-1-F4A * Sample acidified to pH <2.

Lab No.: 7437788 Location: Rm 101 Result(ppb): 5.30
Client No.: GC-1-F3A * Sample acidified to pH <2.

Lab No.: 7437789 Location: Kit Sink Right Result(ppb): <1.00
Client No.: GC-1-S15A * Sample acidified to pH <2.

Lab No.: 7437790 Location: Kit Sink Left Result(ppb): <1.00
Client No.: GC-1-S14A * Sample acidified to pH <2.

Lab No.: 7437791 Location: Kit Hose Result(ppb): <1.00
Client No.: GC-1-H01A * Sample acidified to pH <2.

Lab No.: 7437792 Location: Kit Island Sink Result(ppb): 1.00
Client No.: GC-1-S16A * Sample acidified to pH <2.


Lab No.: 7437793 Location: Kit Handwash Sink Result(ppb): 13.1
Client No.: GC-1-S13A * Sample acidified to pH <2.


Lab No.: 7437794 Location: Near Rm 123 Right Result(ppb): <1.00
Client No.: GC-1-F5A * Sample acidified to pH <2.

Lab No.: 7437795 Location: Near Rm 123 Left Result(ppb): <1.00
Client No.: GC-1-F6A * Sample acidified to pH <2.

Lab No.: 7437796 Location: Rm 116 Result(ppb): <1.00
Client No.: GC-1-F7A * Sample acidified to pH <2.

Please refer to the Appendix of this report for further information regarding your analysis.

Date Received: 6/2/2022
Date Analyzed: 06/06/2022
Signature: 
Analyst: Mark Stewart

Approved By: 
Frank E. Ehrenfeld, III
Laboratory Director

CERTIFICATE OF ANALYSIS

Client: Garden State Environmental, Inc.
555 S Broad St. Ste. K
Glen Rock NJ 07452

Report Date: 6/6/2022
Report No.: 662255 - Lead Water Rev #2, 6/7/2022
Project: Grover Cleveland Elementary - Rahway
Project No.: 8458

Client: GAR373

LEAD WATER SAMPLE ANALYSIS SUMMARY

Lab No.: 7437797 Location: Rm 114 Result(ppb): <1.00
Client No.: GC-1-F8A * Sample acidified to pH <2.

Lab No.: 7437798 Location: Rm 108 Result(ppb): <1.00
Client No.: GC-1-F9A * Sample acidified to pH <2.

Lab No.: 7437799 Location: Fac Rm Result(ppb): <1.00
Client No.: GC-1-S30A * Sample acidified to pH <2.

Lab No.: 7437800 Location: Outside Rm 5 Result(ppb): 25.4
Client No.: GC-1-F21A * Sample acidified to pH <2.

Lab No.: 7437801 Location: Nurse Sink Island Result(ppb): <1.00
Client No.: GC-1-S1A * Sample acidified to pH <2.

Lab No.: 7437802 Location: Nurse Sink Fridge Result(ppb): <1.00
Client No.: GC-1-S2A * Sample acidified to pH <2.


Lab No.: 7437803 Location: Near Rm 3 Result(ppb): 21.2
Client No.: GC-1-F2A * Sample acidified to pH <2.


Lab No.: 7437804 Location: Door 3 Result(ppb): <1.00
Client No.: GC-1-F22A * Sample acidified to pH <2.

Lab No.: 7437805 Location: Door 3 Result(ppb): <1.00
Client No.: GC-1-BF-1A * Sample acidified to pH <2.

Lab No.: 7437806 Location: Fac Rm Result(ppb): 1.30
Client No.: GC-2-S49A * Sample acidified to pH <2.

Please refer to the Appendix of this report for further information regarding your analysis.

Date Received: 6/2/2022
Date Analyzed: 06/06/2022
Signature: 
Analyst: Mark Stewart

Approved By: 
Frank E. Ehrenfeld, III
Laboratory Director

CERTIFICATE OF ANALYSIS

Client: Garden State Environmental, Inc.
555 S Broad St. Ste. K
Glen Rock NJ 07452

Report Date: 6/6/2022
Report No.: 662255 - Lead Water Rev #2, 6/7/2022
Project: Grover Cleveland Elementary - Rahway
Project No.: 8458

Client: GAR373

LEAD WATER SAMPLE ANALYSIS SUMMARY

Lab No.: 7437807 Location: By Rm 13 Result(ppb): 2.90
Client No.: GC-2-F19A * Sample acidified to pH <2.

Lab No.: 7437808 Location: By Rm 10 Result(ppb): 15.5
Client No.: GC-2-F20A * Sample acidified to pH <2.

Lab No.: 7437809 Location: Rm 200 Result(ppb): <1.00
Client No.: GC-2-F18A * Sample acidified to pH <2.

Lab No.: 7437810 Location: Rm 201 Result(ppb): 1.00
Client No.: GC-2-F17A * Sample acidified to pH <2.

Lab No.: 7437811 Location: Left Up Result(ppb): 1.70
Client No.: GC-2-F11A * Sample acidified to pH <2.

Lab No.: 7437812 Location: Right Up Result(ppb): 11.1
Client No.: GC-2-F10A * Sample acidified to pH <2.


Lab No.: 7437813 Location: Rm 216 Result(ppb): <1.00
Client No.: GC-2-F12A * Sample acidified to pH <2.


Lab No.: 7437814 Location: Rm 215 Result(ppb): <1.00
Client No.: GC-2-F13A * Sample acidified to pH <2.

Lab No.: 7437815 Location: Rm 214 Result(ppb): <1.00
Client No.: GC-2-F14A * Sample acidified to pH <2.

Lab No.: 7437816 Location: Rm 208 Result(ppb): <1.00
Client No.: GC-2-F15A * Sample acidified to pH <2.

Please refer to the Appendix of this report for further information regarding your analysis.

Date Received: 6/2/2022
Date Analyzed: 06/06/2022
Signature: 
Analyst: Mark Stewart

Approved By: 
Frank E. Ehrenfeld, III
Laboratory Director

CERTIFICATE OF ANALYSIS

Client: Garden State Environmental, Inc.
555 S Broad St. Ste. K
Glen Rock NJ 07452

Report Date: 6/6/2022
Report No.: 662255 - Lead Water Rev #2, 6/7/2022
Project: Grover Cleveland Elementary - Rahway
Project No.: 8458

Client: GAR373

LEAD WATER SAMPLE ANALYSIS SUMMARY

Lab No.: 7437817
Client No.: GC-2-F16A

Location: Rm 202
* Sample acidified to pH <2.


Result(ppb): 1.10


Lab No.: 7437818
Client No.: GC-5-28-FBA

Location: Field Blank
* Sample acidified to pH <2.

Result(ppb): <1.00

Please refer to the Appendix of this report for further information regarding your analysis.

Date Received: 6/2/2022
Date Analyzed: 06/06/2022
Signature: 
Analyst: Mark Stewart

Approved By: 
Frank E. Ehrenfeld, III
Laboratory Director

CERTIFICATE OF ANALYSIS

Client: Garden State Environmental, Inc.
555 S Broad St. Ste. K
Glen Rock NJ 07452

Report Date: 6/6/2022
Report No.: 662255 - Lead Water
Project: Grover Cleveland Elementary - Rahway
Project No.: 8458

Client: GAR373

Appendix to Analytical Report:

Customer Contact: Send ALL Lab Reports
Analysis: AAS-GF - ASTM D3559-08D

This appendix seeks to promote greater understanding of any observations, exceptions, special instructions, or circumstances that the laboratory needs to communicate to the client concerning the above samples. The information below is used to help promote your ability to make the most informed decisions for you and your customers. Please note the following points of contact for any questions you may have.

iATL Customer Service: customerservice@iatl.com
iATL Office Manager: ?wchampion@iatl.com
iATL Account Representative: Kelly Klippel
Sample Login Notes: See Batch Sheet Attached
Sample Matrix: Water
Exceptions Noted: See Following Pages

General Terms, Warrants, Limits, Qualifiers:

General information about iATL capabilities and client/laboratory relationships and responsibilities are spelled out in iATL policies that are listed at www.iATL.com and in our Quality Assurance Manual per ISO 17025 standard requirements. The information therein is a representation of iATL definitions and policies for turnaround times, sample submittal, collection media, blank definitions, quantification issues and limit of detection, analytical methods and procedures, sub-contracting policies, results reporting options, fees, terms, and discounts, confidentiality, sample archival and disposal, and data interpretation.

iATL warrants the test results to be of a precision normal for the type and methodology employed for each sample submitted. iATL disclaims any other warrants, expressed or implied, including warranty of fitness for a particular purpose and warranty of merchantability. iATL accepts no legal responsibility for the purpose for which the client uses test results. Any analytical work performed must be governed by our Standard Terms and Conditions. Prices, methods and detection limits may be changed without notification. Please contact your Customer Service Representative for the most current information.

This confidential report relates only to those item(s) tested and does not represent an endorsement by NIST-NVLAP, AIHA LAP LLC, or any agency of local, state or province governments nor of any agency of the U.S. government.

This report shall not be reproduced except in full, without written approval of the laboratory.

Information Pertinent to this Report:

Analysis by AAS Graphite Furnace:

- ASTM D3559-08D

Certification:

- NYS-DOH No. 11021

- NJDEP No. 03863

Note: These methods are analytically equivalent to iATL's accredited method;

- USEPA 40CFR 141.11B

- USEPA 200.9 Pb, AAS-GF, RL <2 ppb/sample

- USEPA SW 846-7421 - Pb(AAS-GF, RL <2 ppb/sample)

Regulatory limit for lead in drinking water is 15.0 parts per billion as cited in EPA 40 CFR 141.11 National Primary Drinking Water Regulations, Subpart B: Maximum contaminant levels for inorganic chemicals.

All results are based on the samples as received at the lab. iATL assumes that appropriate sampling methods have been used and that the data upon which these results are based have been accurately supplied by the client.

Sample results are not corrected for contamination by field or analytical blanks.

PPB = Parts per billion. 1 µg/L = 1 ppb MDL = 0.24 PPB Reporting Limit (RL) = 1.0 PPB

CERTIFICATE OF ANALYSIS

Client: Garden State Environmental, Inc.
555 S Broad St. Ste. K
Glen Rock NJ 07452

Report Date: 6/6/2022
Report No.: 662255 - Lead Water
Project: Grover Cleveland Elementary - Rahway
Project No.: 8458

Client: GAR373

Disclaimers / Qualifiers:

There may be some samples in this project that have a "NOTE:" associated with a sample result. We use added disclaimers or qualifiers to inform the client about something that requires further explanation. Here is a complete list with highlighted disclaimers pertinent to this project. For a full explanation of these and other disclaimers, please inquire at customerservice@iatl.com.

Matrix spiking is performed on each client batch to determine if interferences could impact results. When spike recoveries fall out of acceptable range matrix interference is suspected and samples are diluted until acceptable spike recovery can be achieved. Reporting limits will increase by the same degree as the dilution required.

Note: Sample dilution required due to matrix interference.

Water Sample Turbidity greater than 1.0 NTU does not meet Federal and NJ State Primary & Secondary Drinking Water Standards.

* ASTM D3559 (D) calls for the addition of acid at the time of sampling. Unless so noted on the chain of custody by the client iATL acidifies samples to a pH of <2 at least 24 hours prior to analysis.