



Summer Math Program
Entering Second Grade
Week 4



Fast Facts

See how many you can do in one minute!

$\begin{array}{r} 7 \\ + 3 \\ \hline \end{array}$	$\begin{array}{r} 6 \\ + 5 \\ \hline \end{array}$	$\begin{array}{r} 2 \\ + 8 \\ \hline \end{array}$	$\begin{array}{r} 5 \\ + 7 \\ \hline \end{array}$	$\begin{array}{r} 5 \\ + 9 \\ \hline \end{array}$	$\begin{array}{r} 9 \\ + 8 \\ \hline \end{array}$	$\begin{array}{r} 7 \\ + 7 \\ \hline \end{array}$
---	---	---	---	---	---	---

$\begin{array}{r} 13 \\ - 7 \\ \hline \end{array}$	$\begin{array}{r} 14 \\ - 9 \\ \hline \end{array}$	$\begin{array}{r} 17 \\ - 8 \\ \hline \end{array}$	$\begin{array}{r} 12 \\ - 11 \\ \hline \end{array}$	$\begin{array}{r} 18 \\ - 9 \\ \hline \end{array}$	$\begin{array}{r} 16 \\ - 13 \\ \hline \end{array}$	$\begin{array}{r} 15 \\ - 7 \\ \hline \end{array}$
--	--	--	---	--	---	--

Counting Practice

Count out loud the following ways:

1. To 500 by tens
2. To 1000 by hundreds
3. Start at 20 and count by twos to 100
4. Start at 45 and count by fives to 110

Color each car of the train by the ordinal number given.



1. first



2. third



3. seventh



4. second



5. ninth





6. fifth



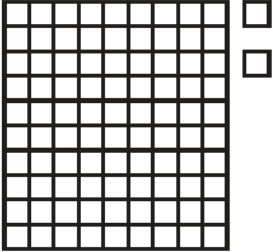

Place Value

Count the tens and ones. Write the number.

1.  

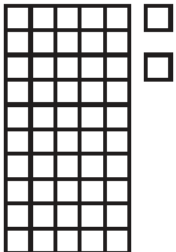

tens	ones

_____ tens _____ ones = _____

2.  



tens	ones

_____ tens _____ ones = _____

3.  



tens	ones

_____ tens _____ ones = _____

4.  



tens	ones

_____ tens _____ ones = _____

5.  

tens	ones

_____ tens _____ ones = _____

6.  

tens	ones

_____ tens _____ ones = _____

Web Links

Try these web sites for additional practice and interactive learning!

- Jet Ski Addition

http://www.mathplayground.com/ASB_JetSkiAddition.html