



Please bring supplies to  
Meet & Greet on  
Tuesday, September 3rd!

## Welcome !

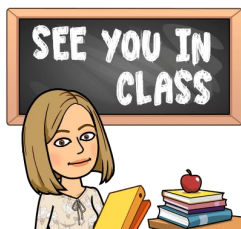
Dear New Kindergarten Friends,

I am so excited to welcome you to our classroom family! We are going to have a wonderful year together. You will all learn so many great things, make new friends. I can't wait until we are all together in September!

Parents or caregivers: Feel free to say hello and confirm any or all family email addresses that are listed on Infinite Campus. My email address is:  
[alilli@greatneck.k12.ny.us](mailto:alilli@greatneck.k12.ny.us)

Enjoy the rest of your summer. I look forward to meeting everyone on September 3rd at 2:30 PM.

~ Ms. Lilli



## Photographs

Please send in:


- 1 recent 4"x6" close up photo of (just) your child
- 1 4"x6" family photo (It will be kept inside your child's locker.)

• It would be helpful if you could email the photo (of your child) so I may keep a copy for future use. Include your child's name in the email or file name. If you need help with printing the photos, please let me know.

## Meet and Greet

• Meet and Greet will take place on Tuesday, September 3rd at 2:30 PM. Mrs. Bell will send an important email with more information about the event.

• On this day, please bring any supplies that you have ready in a clean, reusable bag labeled with your child's name. The rest of the items may be sent in throughout the week.



## Tech-Related



• Download Seesaw on a home tablet or computer.



• As the year progresses, I will give you information regarding *other* apps your child may wish to use at home.

• ParentSquare:



Beginning with the 2024-25 school year, all electronic communications with families will be sent via ParentSquare. This includes class, school- or district-wide notifications, reminders, and other information. Be sure to check your emails and activate your Parent Square account!

Download the app here





## Backpack & Lunch/Snack

- Your child's backpack should be **LARGE** enough so that it will easily zip around his/her binder. Most Pre-K backpacks tend to be *too small*. Backpacks with wheels are not permitted.
- To keep things neat, it is recommended that your child have a lunch bag to use for snack, regardless of whether he/she will eat lunch from home.
- Reusable, leak-proof water bottle with straw lid (no open "chug caps"). Bottles that **LOCK** are best. Please make sure your child knows how to securely shut the bottle's lid.
- If sending in a juice bag or box drink, teach your child how to properly insert the straw.
- A snack and a drink should be sent beginning the first day of school - Wednesday, Sept. 4th.
- Please label backpacks, lunch bags, and water bottles.

## Home Binder

A half-inch, 3-ring binder has been requested in the *Additional Supplies* section. We will be using this for our home binder (rather than just using a folder). It will allow me to send home high frequency word cards, academic resources, as well as nightly homework assignments.

I will provide more information on how we'll use this binder at our Open House meeting.

## Scholastic Let's Find Out

- Throughout the year, we will be using the Scholastic magazine, *Let's Find Out* for some social studies and science lessons. (Digital and hard copies.)

Please send \$7 cash, in an envelope marked "Let's Find Out" and your child's name. Due mid-September.



## Miscellaneous

Your child will also need:

- One old, adult-sized, **LONG-sleeved** shirt - to be used as a smock (labeled). **\*\*Please cut the sleeves so that they end at your child's wrists.** (No short-sleeved or plastic smocks.)



- Two extra sets of clothing (one for the warm weather and one set for the winter). Please include socks and underwear.

- To help keep your child's locker neat, please send the extra clothing in a 6-quart plastic shoebox with lid. Sterilite brand fits well. The height should be no higher than around 5". A second box will be needed to store extra supplies.





PHOTO VERSION  
of the grade-level  
list from our [website](#)

# 2024-2025 Universal Kindergarten Supply List

**\*\* Use a Sharpie or stickers to label everything with your child's name**



**Crayola Crayons**  
1 - 24 count box



**Colored Pencils**  
1 - 24 pack




**Crayola Thick Washable Markers**  
1 - 10/12 count box




**Crayola Thin Washable Markers**  
1 - 10/12 count box



**Black Expo Dry Erase Thin Markers**  
1 - multipack, 12 total



**Primary-ruled Journal**  
1- hardcover notebook  
(Must have primary lines and a white space for drawings)



**5" Child Safety Scissors - Fiskers**  
1 - pair of scissors



**Paper Mate Flair Black Felt Tip Pens**

1 - multipack, 8 total



**Small Glue Sticks**  
1 - multipack



**Jumbo Glue Sticks**  
1 - multipack



**Ticonderoga Pencils**

1 - pre-sharpened  
12-pack



**Over-ear, Wired, Kids Headphones**

1 - pair

(\*\* Remove packaging & place in a labeled, Ziploc bag.)




**Pencil Box**

Approximately 8"x 5"



**Plastic Folders with 2 pockets**

2 - folders, any color, no prongs (but **with 3 holes**)



3

*If purchasing the items on this list places a financial burden upon you, extra supplies will be provided.*

## Universal Kindergarten List (Continued):



**3-Prong Plastic Folder with Pockets**  
2 - 1 blue and 1 red



**Elmer's School Glue**  
1 - small bottle



**Tissues**  
1 - box, white



**Baby Wipes**  
1 - refill package, unscented only

- 1 standard-sized elementary **backpack** (no wheels please)
- 1 old, adult-sized, LONG-sleeved shirt to be used as a smock (labeled).
- 2 extra sets of clothing (one for the warm weather and one set for the winter). Please include socks and underwear.

**Note:** Regarding the donation suggestions - please hold off on buying or sending in those items (including baby wipes) at this time. This will be discussed at Open House.



**Binder Pencil Pouches with Zipper Pull**

2 - pencil cases with real zipper & a clear side.  
(Approx. 9.8 x 7.1 inch)

**3-Prong Plastic Folder with Pockets**  
1 additional yellow folder  
(total of three 3-pronged folders)

**Index Cards**  
1 - pack, unruled

**6-quart Plastic shoebox**  
2 - boxes with lids  
no higher than 5 inches

**Binder - any color**  
1 - Avery Economy Showcase View 3 Ring Binder, 1/2 Inch (0.5") Round Rings  
(no larger than half an inch)



## Thank you!

Please email me if you have any questions