



# Rochester Kindergarten Orientation

Welcome, Parents!


# Our Day

## 90 Minutes- Language Arts Block


- Story Comprehension
- Oral Language
- Word Building, phonics, phonemic awareness
- Writing
- Handwriting Instruction and Practice
- Independent Reading

## 40 Minutes- Mathematics

- Everyday Math Lessons
- Manipulative work/ Hands-on Math
- Calendar Activities



# Our Day



- **30 Minute Recess**
- **30 Minute Lunch**
- **20 Minutes- Quiet Time/Snack**
- **40 Minutes - Science and Social Studies**
- **40 Minutes-Related Arts**
  - **Physical Education, Art, Music, STEAM**



# Kindergarten Curriculum

## Language Arts

Wonders Reading Program  
Heggerty

## Mathematics


Everyday Mathematics  
IXL

## Science

Mystery Science  
Scholastic Let's Find Out Magazine

## Social Studies

Scholastic Let's Find Out Magazine  
Wonders Reading Program



# Kindergarten Learning Expectations



## Language Arts

- Developing knowledge of letters and their sounds
- Blending sounds to read words
- Segmenting sounds they hear in words
- Identifying the beginning, middle, and end sounds of words
- Rhyming (identify and produce)
- Reading **sight words** independently and in text
- Reading decodable text
- Understand and respond to fiction and nonfiction stories.



# Kindergarten Learning Expectations

## Mathematics


- Count aloud to 100
- Count objects up to 100 items
- Identify numbers 0-100
- Write numbers 0-100
- Count by 5's and 10's to 100
- Add and subtract to 10
- Patterning
- Identify basic shapes and solid figures

*Hands-on*




# How can I prepare my child?

- Give your child opportunities to write and draw with crayons and pencils
- Give your child opportunities to cut with scissors and use glue
- Let your child play with play dough, sidewalk chalk, etc.
- Read to your child **daily**
- Talk about letters and sounds
- Talk about numbers and count things



# How can I prepare my child?

- Practice identifying his/her name and the letters that make up his/her name (know how to say your last name)
- Have your child help you with jobs around the house.
- If your child rides a bus, he/she needs to know bus number and bus stop. If your child does not ride a bus, he/she needs to know who is picking him/her up.
- Recite address and parent's phone number
- Have your child take responsibility for getting dressed and caring for self






# Parent Responsibilities

- Reader's Log -20 minutes per day


## Homework Folders

- Parents should check folders daily
- Remove items from “Stay at home” side
- Complete and return items from “Return to School” side
- If you have a note for us, place it in the “Return to School” side
- If you send in any money, please make sure it is in an envelope with your child's name, teacher's name or room number, and what the money is to be used for. Teachers check folders **daily**.




# Readers' Logs

- Read to your child or have your child read to you
- Twenty (20) minutes per day, five days a week
- Parent/adult must initial (one line daily)
- Teachers check daily
- Charms at the end of the month
- Celebration/prizes at the end of the year



# Staying in Touch

- Remind app
- Notes in folder
- Newsletters
- Email
- Social Media
- Phone calls - leave message during the day or call Mrs. Pratte in the Elementary Office at extension 1301 for emergencies.



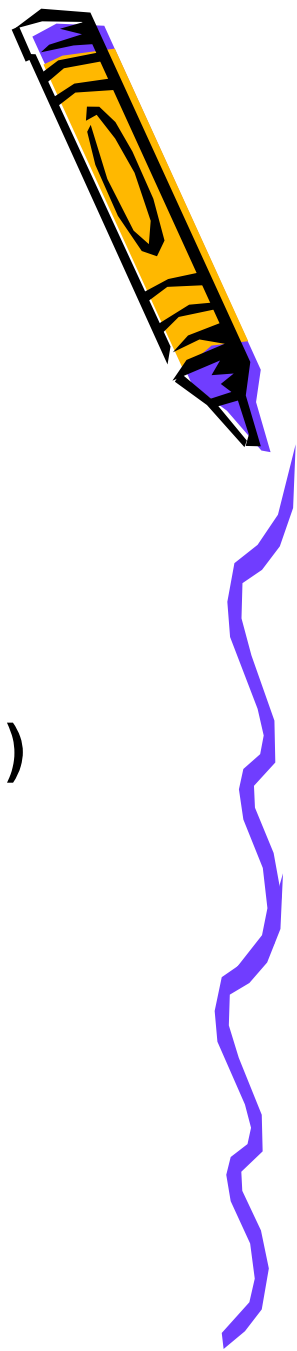
# Let's Sign up for Remind!

- Find the teacher contact card in your folder
- Send a text to 81010
- Text your class code found on the sheet.
- Send your teacher a message telling us how your child will go home the first week of school!

(example: I will pick Rowan up on the first day, but after that he will ride the bus)



# What does my child need to bring to Kindergarten?



- A backpack
- A water bottle (daily)
- A lunch box or bag if you are packing lunch
- Weather-appropriate clothing (We play outside!)
- A change of clothing to be kept at school
- Please label personal items with your child's name
- Supply list sent home (next slide)



# Supplies

**(1) Pencil Box (Hard plastic)**

**(1) Sleeve of Dixie Cups**


**Boys - Gallon Ziplock bags (one box)**

**Girls - Sandwich Size Ziplock bags (one box)**

**\*Water bottles (This was not on the supply sheet we sent home, but it is needed)**

**The following items, while not required, are also helpful if you would like to donate - Tissues, Wet One hand wipes, paper plates. We also have Amazon wish lists if you want to donate!**


- **Other individual supplies will be sent home.**



# I will be responsible!



# BADGE SYSTEM



- Badges earned for reading, math and work skills.
- Badge reports go home quarterly
- Two parent conferences to review progress
- Social skills progress report





# Kindergarten Badge Progress

**Name:**

**Teacher:**

**Reading/Math Quarter 1**

Recite ABC's	Letter sounds 1	Names Author/Illustrator	Recognizes color words		
Identify 1-10	Recite 1-10	Print 1-10	Count 1:1 to 10	Identify 2D shapes set 1	

**Reading/Math Quarter 2**

Recognize Uppercase Letters	Recognize Lowercase letters	Letter sounds 2	Sight Words Set 1	Story Retell	
Identify 1-25	Recite 1-25	Print 1-25	Count 1:1 to 25	Identify 2D shapes set 2	

**Reading/Math Quarter 3**

Print all letters	Identify Rhymes	Produces Rhymes	Blends Words	Sight Words Set 2	Letter Sounds 3
Identify 1-50	Recite 1-50	Print 1-50	Count 1:1 to 50	Addition to 10	

**Reading/Math Quarter 4**

Reads a sentence	Writes a sentence	Sight words set 3	Sight words Set 4	Letter sounds 4	
Identify 1-100	Recite 1-100	Print 1-100	Count 1:1 to 100	Subtraction to 10	Identify 3D shapes

**Motor Skill Badges**

Prints first name	Prints first and last name	Uses scissors appropriately	Colors within lines	Ties shoes	Grips Pencil properly
----------------------	-------------------------------	--------------------------------	------------------------	------------	--------------------------

**Advanced Badges**

Hard/soft Consonants	Digraphs	Long/short vowels	Writes 2+ sentences	Counts to 150	Adds/subtract s to 20	Sight words Set 5
-------------------------	----------	----------------------	------------------------	------------------	--------------------------	----------------------



## KINDERGARTEN

**SIGHT WORDS**

I

and

is

said

has

can

go

little

want

play

the

you

she

here

look

we

do

was

me

where

see

my

for

this

good

a

are

have

what

who

like

he

of

help

come

to

with

they

too

does

# Morning Arrival

Students may enter the building at 8:20 a.m. and the late bell is at 8:55 a.m.

All of our students are eligible to receive a free breakfast and a free lunch. Breakfast will begin at 8:20 am. **If you would like your child to eat breakfast, please make sure to get your child to school early enough so that he/she can enjoy eating without being rushed.**

Walkers and parent drop-off will enter through the Main Entrance. Bus students will utilize the bus lanes in the front and back of building.



# Dismissal Procedures


At the end of the school day, walkers will exit through the door nearest to the playground.(Door 20) Parents may park in the new drop-off area or on Reno St. to walk to the kindergarten area to pick up their child.

## **Dismissal times are as follows:**

Kindergarten Student Dismissal- 2:45 p.m.

Elementary Walker Dismissal (Grades 1-5) - 3:00 p.m.

Bus Dismissal- 3:05 p.m.




# Early Dismissal

## **Early Dismissal Times-**

Kindergarten Student Dismissal- 11:25 a.m.


Elementary Walker Dismissal- 11:40 a.m.

Bus Dismissal- 11:45 a.m.



# Snacks



- At the beginning of each month, a snack calendar will be sent home.
- Please provide a small, **prepackaged** snack for all of the students in your child's class.
- Be mindful of allergies/ food restrictions (teacher will inform you of any).
- Extra non-perishable snacks are greatly appreciated!
- Special treats for birthdays are always welcome!



# Special Programs and Activities


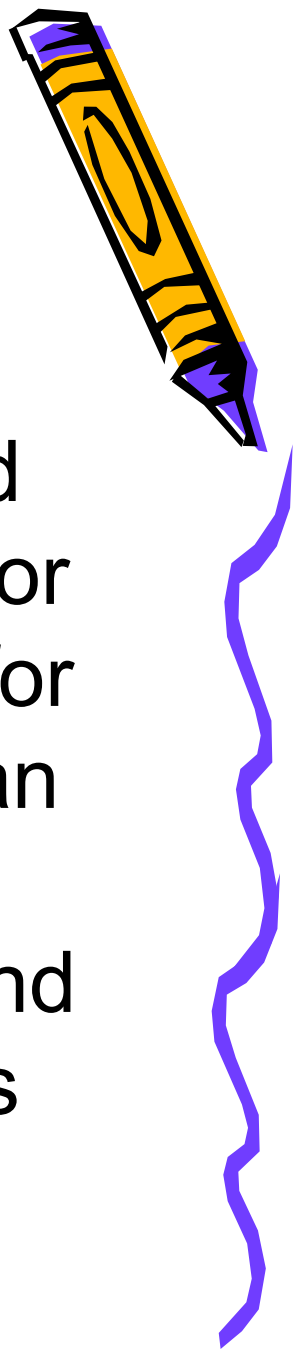
- Seasonal PTA Parties
- Grandparents' Day -TBA
- Christmas Program - Wednesday, December 11
- Field Trips- May 1 (tentative)
- Conferences – November 1 and January 27-29
- Mother's Day Tea - May 9
- Field Day -TBA (Late May, Early June)
- End-of-Year Program- May 30

**\*\*If you would like to volunteer, you must have clearances on file and are asked to become members of the PTA. We love volunteers!**



# PTA Membership and Clearances

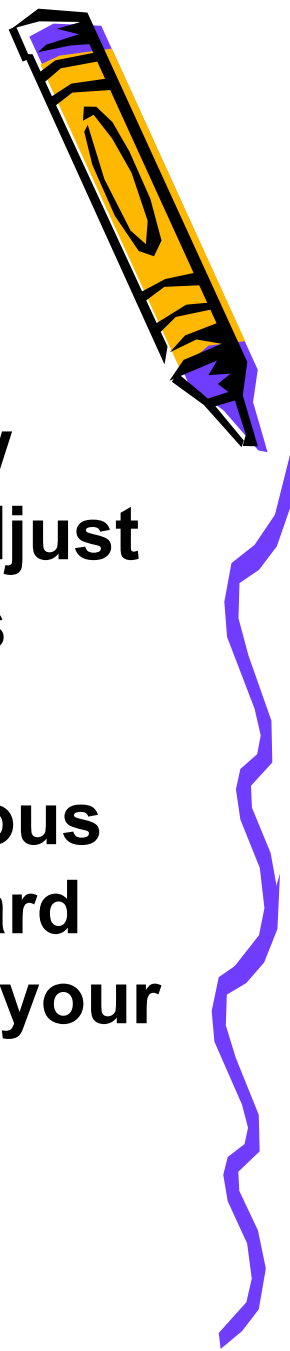
- Parent volunteers must be approved by the superintendent and board prior to volunteering in the classroom or for field trips. Clearance applications can be found at [www.rasd.org](http://www.rasd.org)
- Field trips are funded by the PTA, and preference is given to PTA members when choosing chaperones.





# Overwhelmed?

- **Do not panic!**
- **The teachers are excited to meet their new students and we will help your children adjust to Kindergarten in any way possible! (This goes for all of their Moms and Dads, too!)**
- **Kindergarten is a year filled with tremendous growth and the teachers are looking forward to sharing this wonderful experience with your children and with all of you, too!**



Let's Have a Great Year!

