

**Before Beginning the AP Art Summer Assignment,
It is important to
Understand some Concepts You'll Encounter
as you Build your AP Portfolio for the Exam.**

(This will be shared digitally with you on Google)

How does AP Art Work?

The Test? The Portfolio?

Which Path is Right for me: 2D, 3D, or Drawing?

- AP Art can be taken just once or even three times. Students have left GAHS with 3-9 college credits in the field of a college art elective(s).
- Students develop a Two-part portfolio/ Body of Artwork. It has a section called the **"SUSTAINED INVESTIGATION" or "SI"** (60 points: **15 images** that relate to an idea that developed from essential questions) and another section called **"SELECTED WORKS"** (40 points: 5 best completed works). That being said, your portfolio can contain as few as 5 labor intensive, COMPLETED college level quality WORKS or as many as 19 completed works; however if your SI has only 5 completed works, then the remaining 10 images must be process/ portfolio pages showing stages, techniques, and ideas that lead to your completed works.
- The portfolio consists of both completed works and documentation of the students' practice, experimentation, and revision.
- There is a writing portion that is relevant to the essential question, and to your practice, experimentation, and revision, materials, process, and ideas.
- Students can choose to work in DRAWING, 2D Design, or 3D Design. Click on the links below from the College Board to find descriptions of SUSTAINED INVESTIGATIONS, SELECTED WORKS, & you will see examples of completed portfolios, rubrics, etc.
- The portfolio is useful beyond the actual exam because it can be used as part of the college application process for art school or as a supplemental items to show that you are a well-rounded student. Students have used their work to enter juried art exhibits and have even won regional and national awards with their portfolios.
- Part of the Portfolio is sent in digitally and the other part is sent physically.

- Mrs. Dreves has served as a reader for the National College Board for the AP Art Exam since 2020, and knows how the rubric works. It is good to be able to look at the your portfolio from a teacher perspective and from a reader's perspective.

From the College Board:

- [AP Studio Art: DRAWING Course Description, Examples, & Rubric](#)
-using traditional or digital drawing tools. Mark making, layering or shading is important. Paint, ink, graphite, chalk, etc is typical, but it is not limited to that.
- [AP Studio Art: TWO DIMENSIONAL ART Course Description, Examples, & Rubric](#)
-photographers or digital media artists prefer this route. There have been students who have done cut paper, printmaking, logo design, graphic design, . It is more graphic in nature.
- [AP Studio Art: THREE DIMENSIONAL ART Course Description, Examples, & Rubric](#)
-work of a sculptural nature is appropriate for this path. Do you build furniture, create 3D models in CAD, make jewelry, throw on the wheel, do book making, create paper sculptures?

My Summer Assignment titled “54321” will seem almost too simple, but it is intended to stimulate thoughtful concepts and ideas for your portfolio. You are encouraged to create work over the summer, but it is not mandatory. The art room will likely be inaccessible to all of us due to the cleaning schedule, but please do not let that stop you from creating, and feel free to send images of your art or run ideas by me. Everyone will have a portfolio that is unique and different from one another in the end. Contact me over the summer via text at 717-781-4562.

5-4-3-2-1 AP Studio Art list to accomplish (due 1st wk of school)

COMPLETE 3-5 WORKS.. (optional, but highly recommended.)

NAME 5 MUSEUMS or PLACES


you'd like to visit/ provide inspiration. (field trips in the works, possibly summer)



4 solid IDEAS or THEMES

that you're passionate about.

(Potential **SUSTAINED INVESTIGATION.**)



3 MEDIA/ TECHNIQUES

you know you want to use

(helps me with ordering materials)



2 TECHNIQUES or SKILLS

you know are your weaknesses
and WANT TO IMPROVE.

1

SKETCHBOOK



5. Please list 5 MUSEUMS OR PLACES.




1. _____
2. _____
3. _____
4. _____
5. _____

4 solid IDEAS or THEMES

that you're passionate about.

(Potential **SUSTAINED INVESTIGATION**.)



a. Brainstorm and List your first thoughts.

1. _____ 2. _____

3. _____ 4. _____

b. Watch the video on [SUSTAINED INVESTIGATIONS](#). I will show you examples of past AP Art Students' Portfolios in class. There are also examples on the AP Studio Art Site.


c. Explore ideas through the creation of [Mind Maps](#).

d. Develop [Essential Questions](#) that will guide your Sustained Investigation. I have a set of [Terra Forma Cards](#) that can be helpful to use in class to prompt ideas.

3 MEDIA/ TECHNIQUES

you know you want to use

(helps me with ordering materials)



A. _____

B. _____

C. _____

2 TECHNIQUES or SKILLS

you know are your weaknesses
and WANT TO IMPROVE.



A. _____

B. _____

1 You can start a PHYSICAL SKETCHBOOK and/or DIGITAL SKETCHBOOK.



A. PHYSICAL SKETCHBOOK

The woman in the **YouTube Video** on this [link](#) explains a challenge she did with a series of drawings in her COLLEGE LEVEL SKETCHBOOK.

B. DIGITAL SKETCHBOOK.

Go to this [link](#) to see what your National College Board Advanced Placement Studio Art Portfolio will require.

Some of the slides/ uploads can demonstrate technique, growth, and a SKETCH BOOK.

- Check out [digital sketchbook/ "AP Art process pages"](#) and more from these past GAHS students.

[Derrick](#)

[Pip](#)

[Gabriella](#)

- Go to [DIGITAL PORTFOLIO TEMPLATE](#) , and begin your own digital sketchbook. As you create works for your portfolio, this will be a place to store your ideas, your concepts, and progress digitally. Some of the pages can be used in your College Board Portfolio.

Some Helpful Links:

[AP Art: Portfolio How to...](#)

[**Previous AP Summer Assignment Document**](#)

to INSPIRE the 3-5 optional, but highly recommended summer pieces.

[**Advice from Former AP Art Students**](#)

[**AP Art Tool Box from 2022-2023**](#)