




SchoolLinks

Career to Postsecondary Options



Careers:

Career Center

- In the top of your screen, type in a career of interest.
 - Select the closest option in the dropdown.
- In the career window on the left of your screen, select “Education & Training”.
- **Education & Training**
 - Click on the career option that best suits your needs.
 - Name skills, licenses or certifications, and what kind of schooling you need for this career.
 - Scroll down and click on the schooling choice listed that best defines your goal.
 - Initially, the program defaults to schools within Virginia.
 - Zoom in or out on the map to see more schools.
 - To change your filters, click the “x” in any of the blue filters shown towards the top of your screen or add filters by using the drop down options above the blue filters.
 - To see other filters on the map, hover you mouse over the “ Distance From You” above the map.
 - You can “Favorite” schools by clicking on the “” icon in the school’s display box.
 - To write a note about what you might like or dislike about this school, click on the note icon “” in the school’s display box.
 - Click one of the schools and go to the “PostsecondarySearch” worksheet and skip to “**Overview**”