

Willis High School, TX-200210 AFJROTC Chain of Command

Knowledge in **Yellow** must be memorized prior to first Major Graded Inspection. One question will be asked of each cadet.

Commander in Chief

President Joseph Biden Jr.

Secretary of State

Honorable Anthony Blinken

Vice President of the United States

Honorable Kamala Harris

Secretary of Homeland Security

Honorable Alejandro Mayorkas

Secretary of Defense

Honorable Lloyd Austin

US Attorney General

Honorable Merrick Garland

Secretary of the Air Force

Honorable Frank Kendall

Speaker of the House

Honorable Mike Johnson

Chairman of Joint Chief of Staff

General Charles Q. Brown

National Security Advisor

Honorable Jake Sullivan

Air Force Chief of Staff

General David W Allvin

Superintendent WISD

Dr. Kimberly James

Chief Master Sergeant of the Air Force

CMSAF David A. Flosi

Principal Willis HS

Mr. Eric King

Commander Air Education and Training Command

Lieutenant General Brian Robinson

Associate Principal Willis HS

Mrs. Goemens

Mr. Hunnicutt

Commander Air University

Lieutenant General Andrea D Tullos

Assistant Principal(s) Willis HS

Mrs. Breed (A-C)

Mr. Douglas (D-Herm)

Mrs. Stone (Hern-MC)

Mrs. Holman (Me-R)

Mrs. Kelley (S-Z)

Commander Jeanne M. Holm Center for Air Force Officer Accessions and Citizen Development

Brigadier General (s) Joseph L Sheffield

Governor of Texas

Governor Greg Abbott

Director Air Force JROTC

Colonel (s) Matthew E. Tipton

U. S. Senators of Texas

Honorable John Cornyn

Honorable Ted Cruz

TX-200210 Senior Aerospace Science Instructor

Colonel (Ret) Vincent B. Jefferson

Mayor of Willis, Texas

Mayor Leonard Reed

TX-200210 Aerospace Science Instructor

Senior Master Sergeant (Ret) Christopher D. Bell

TX-200210 Group Commander

Cadet Lieutenant Colonel Christopher Aleman

Air Force Core Values

1. Integrity First

2. Service before Self

3. Excellence in all we do























TX-200210 Deputy Commander

Cadet Major Hunter Trauth

Air Force Grades and Insignia

Enlisted

Officer

<p>Airman Basic, E-1, no insignia</p> <p> Airman, E-2</p> <p> Airman First Class, E-3</p> <p> Senior Airman, E-4</p> <p> Staff Sergeant, E-5</p> <p> Technical Sergeant, E-6</p> <p>  Master Sergeant, E-7*</p> <p>  Senior Master Sergeant, E-8*</p> <p>  Chief Master Sergeant, E-9*</p> <p><small>*Diamond denotes first sergeant status</small></p> <p> Chief Master Sergeant of the Air Force</p>	<p>Second Lieutenant O-1 </p> <p>First Lieutenant O-2 </p> <p>Captain O-3 </p> <p>Major O-4 </p> <p>Lieutenant Colonel O-5 </p> <p>Colonel O-6 </p> <p>Brigadier General O-7 </p> <p>Major General O-8 </p> <p>Lieutenant General O-9 </p> <p>General O-10 </p>
--	--

KNOWLEDGE

All grades and description of ranks must be memorized.

All other items in this document can be use din test/quiz material

Willis High School, TX-200210 AFJROTC Chain of Command

Drill Terminology

Attention: The position of attention can be described as having your feet at a 45 degree angle with heels aligned. Your hands are pinned with thumbs along the seam of the pants, shoulders are rolled back, and the body is erect while looking straight forward. Silence and immobility are maintained.

Halt: The command is given on either foot. Stopping at the position of attention.

Base: The element on which a movement is planned, regulated, or aligned

Cadence: The uniform step and rhythm in marching, the number of steps marched per minute

Cover: Individuals aligning themselves directly behind the person to their immediate front while maintaining proper distance

Distance: The distance between individuals in formation is 40 inches as measured from their chests to the backs of individuals directly in front of them.

Double Time: The rate of marching at 180 steps (30 inches in length) per minute

Dress: Alignment of elements side by side or in line maintaining proper interval

Element: The smallest drill unit comprised of at least 3 but usually 8 to 12 individuals

File: A single column of persons placed one behind the other

Flight: At least two but not more than four elements

Formation: An arrangement of units

Guide: The individual designated to regulate the direction and rate of march

Interval: The space between individuals placed side by side. **Normal interval is one arms length**
Close interval is 4 inches

Mark Time: Marching in place at a rate of 100 to 120 steps per minute. The balls of the feet are 4 inches above the ground.

Pace: A step of 24 inches

Post: The correct place for an individual to stand who is in-charge of the formation.

Quick Time: The rate of marching at 100-120 steps per minute

Rank: A single line of persons placed side by side

Slow Time: The rate of marching at 60 steps per minute (used at funerals)

Willis High School, TX-200210 AFJROTC Chain of Command

Step: The distance measured from heel to heel between the feet of an individual marching

Unit: Any portion of a given formation

Four Types of Rest Positions: Parade Rest, At-Ease, Rest, and Fall-Out

By the Numbers: is the method in which precision movements of two or more counts are demonstrated, practiced, and learned one count at a time.

Open Ranks: 70 inches measured back to chest between ranks. This movement is used to give the inspection team enough room while inspecting individuals in a line formation.

Dress Right Dress: When given the command dress right dress, everyone except the last cadet in each squad raises and extends the left arm laterally from the shoulder so that it is parallel with the ground. The palm is facing down as the fingers are straight with the thumb along the forefinger.

Half Step: 12 inch step measured from heel to heel.

Back Step: 12 inch step backward while keeping correct coordinated motions of the arms.

Side Step: 12 inch step to the side measured between heels. The right or left leg (depending on which direction) is raised just high enough to clear the ground. The leg is kept straight.

Oblique: 45 degree pivot to the right or left while marching. Right oblique is called on the right foot while Left oblique is called on the left foot.

To the Rear: 180 degree pivot to the right while marching. It is called on the right foot. Both arms are suspended while pivoting. Take a half step before and after the pivot picking up coordinated arm swing.

FOUR TYPES OF COMMANDS

Drill Commands: A drill command is an oral order, which usually has two parts being the **Preparatory** command and command of **Execution**. (**Right Face**)

Supplementary Commands: A supplementary command is given when one element of the flight executed a movement at a different time from the rest of the flight. (**Continue the March - Stand Fast**)

Informational Commands: Informational commands have no preparatory command or command of execution and are not supplementary. (**Dismiss the Flight, Prepare for Inspection**)

Mass Commands: Mass commands are used for practice and are given by all members in unison.

Instructor: **AT YOUR COMMAND, Call the Flight to Attention, COMMAND**

Flight in Unison: **Flight Attention**

Flight will continue until given the command, **AT MY COMMAND** by the instructor

Willis High School, TX-200210 AFJROTC Chain of Command

Four Parts of the Guidon:

- Banner
- Staff
- Ferrule
- Ornament

Five Characteristics of Command Voice

Snap, Loudness, Inflection, Projection, & Distinction (SLIP-D)

Airman's Creed

I am an American airman.
I am a warrior.

I have answered my nation's call.

I am an American airman.
My mission is to fly, flight and win.
I am a faithful to a proud heritage,
A tradition of honor
And a legacy of valor.

I am an American airman.
Guardian of freedom and justice,
My nation's sword and shield,
Its sentry and avenger.
I defend my country with my life.

I am an American airman:
Wingman, leader, warrior.
I will never leave an airman behind,
I will never falter,
And I will not fail.

Phonetic Alphabet

A	Alpha	H	Hotel	O	Oscar	U	Uniform
B	Bravo	I	India	P	Papa	V	Victor
C	Charlie	J	Juliet	Q	Quebec	W	Whiskey
D	Delta	K	Kilo	R	Romeo	X	X-Ray
E	Echo	L	Lima	S	Sierra	Y	Yankee
F	Foxtrot	M	Mike	T	Tango	Z	Zulu
G	Golf	N	November				

Willis High School, TX-200210 AFJROTC Chain of Command

LEADERSHIP is the ability to direct and influence others to a common goal and achieve that goal

COMMON LEADERSHIP TRAITS

Integrity: Adherence to moral and ethical principles, honesty always

Justice: Quality of being just or having moral rightness

Decisiveness: Having the power or quality of deciding

Initiative: Ability and willingness to take immediate action

Dependability: capable of being trusted to accomplish a task

Tact: a keen sense of knowing what to say or what not to say

Selflessness: Quality of concern for the welfare of others

Courage: Quality of mind that lets a person face difficulty, danger, pain, without fear

TEXAS HISTORY

28th state in the union, became a state in 1836

First President – Hon Sam Houston

State Capitol – Austin

State Nickname: Lone Star State

State Flower: Bluebonnet

State Motto: Friendship

State Mammal: Longhorn

Six Flags Flown over Texas:

French, Spanish, Mexican, Republic of Texas, Confederate, United States

Battle of the Alamo Feb 23, 1836 – March 6, 1836

Commander of the Alamo – Colonel William B. Travis

187 defenders died including Davy Crockett and Jim Bowie

General Antonio de Santa Ana commanded the Mexican forces of over 2,000 men, 600 Mexican men were killed

AFJROTC HISTORY

AFJROTC Mission is to motivate young people to be better citizens of character.

The first Junior ROTC program was organized in 1911 by Army Lieutenant Edgar R. Stevens in Cheyenne Wyoming

The National Defense Act of 1916 authorized a junior course for high schools.

In 1966 the Air Force implemented 20 AFJROTC units. Now we have over 900.

(Updated 07/31/2024)

Willis High School, TX-200210 AFJROTC Chain of Command

Military and AF History

General William “Billy” Mitchell – is considered the father of the US Air Force. He pushed for the use of airpower in the military.

General Henry “Hap” Arnold – was the first and only five star General in the Air Force

General Daniel “Chappy” James – was the first Black General in the Air Force

Charles Lindberg – made the first solo flight across the Atlantic Ocean on May 1927

The Wright Brothers (Orville and Wilbur) - were the inventors of the first heavier-than air machine to achieve controlled, sustained flight with a pilot aboard. It occurred at Kitty-Hawk, North Carolina on December 17, 1903

The Tuskegee Airmen – The all African American Military Flying Unit that flew bombardment missions during World War II.

James “Jimmy” Doolittle – Commanded the Doolittle Raid which was the first air raid against Japan on April 18, 1942. It involved 16-B25 bombers that flew from the Carrier: USS Hornet

Chief Master Sergeant Paul Airey - was the first Chief Master Sergeant of the Air Force

General Jeanne Holm - was the first female General in the Air Force

National Security Act – signed on Jul 26, 1947, it created an independent United States Air Force

The X-1 was the plane to fly faster than the speed of sound, piloted by Captain Chuck Yeager

Enola Gay was the B-29 that dropped the first Atomic Bomb “**Little Boy**” on Hiroshima, Japan

Bocks Car was the B-29 that dropped the 2nd atomic Bomb “**Fatman**” on Nagasaki, Japan

Memphis Belle – was the most famous B-17 Flying Fortress in WW II, completed 25 missions

Pearl Harbor was a surprise attack conducted by the Imperial Naval Fleet against the United States, Naval Base in Pearl Harbor, Hawaii, on the morning of **December 7, 1941**. President Franklin D Roosevelt said it was “A date that will live in Infamy”

Water and Alcohol Solution is used to strip black leather shoes before polishing.

Francis Scott Key Wrote the National Anthem

Francis Bellamy wrote the Pledge of Allegiance

World War I began Jun 28, 1914/Cease Fire Peace Treaty signed Jun 28, 1919

World War II began Sept 1939, Ended in Sept 2 1945

Korean War began Jun 1950, Armistice Jul 1953

Vietnam War 1959 – 1975

The mission of the United States Air Force is to *fly, fight* and *win*...in air, space and cyberspace.

Air Force Motto “Aim High...Fly, Fight, Win

Air Force Colors are Ultramarine Blue and Yellow

(Updated 07/31/2024)

Willis High School, TX-200210 AFJROTC Chain of Command

RIFLE MANUAL OF ARMS (AFM 3.21-5)

Port arms: The rifle is at a 45 degree angle with the right hand in front of the appendix and the left hand in front of the left shoulder. The rifle is approximately four inches away from the chest. There are 2 counts in this movement.

Order arms: The rifle is first returned to port arms from whatever position the cadet was at. The rifle is then brought across the chest down to where it is right above the right foot. The left hand is saluting the rifle when it is right above the right foot. The left arm is then pinned and the rifle is placed right next to the right foot without banging it. The front of the butt plate is in line with the front of the toe of the right shoe. There are 3 counts in this movement from the position of port.

Right Shoulder: The rifle rests on the right shoulder with the right arm parallel to the ground and the right elbow at a 90 degree angle. The right index finger and thumb make a circle shape on the edge of the butt plate. There are 4 counts in this movement from the position of attention.

Left Shoulder: The rifle rests on the left shoulder with the left arm parallel to the ground and the left elbow at a 90 degree angle. The left index finger and thumb make a circle shape on the edge of the butt plate. There are 4 counts in this movement from the position of attention.

Present Arms:

- With a rifle-The rifle is first brought to port and is then made perpendicular to the ground with the sling facing away from the cadet and bayonet stud at eye level.
- Without a rifle-The right hand is straight as the right middle finger touches either the outermost edge of the eyebrow, glasses or headgear. All the fingers are straight with the thumb along the forefinger.

Inspection: There are three parts to this movement

- Inspection Arms- The rifle is brought to port arms and the bolt is opened. The cadet then looks inside the chamber to ensure he/she is not handing the inspector a loaded weapon. There are 5 counts in this movement.
- Ready-The cadet closes the bolt
- Port-The cadets quickly goes to Port Arms.
- Arms-The trigger is quickly pulled and the cadet returns to port arms.

Formations:

In Line Formation: Arrangement of units where the Element leaders and Guide are to the extreme **RIGHT FLANK** of the formation

Inverted Line: Arrangement of units where the Element leaders and Guide are to the extreme **LEFT FLANK** of the formation

In Column Formation: Arrangement of units where the Element leaders and Guide are at the **HEAD** of the formation

Inverted Column: Arrangement of units where the Element leaders and Guide are at the **REAR** of the formation

GENERAL SPECIFICATIONS

- Weight 9 lbs 2 oz
- Length 43.2 in
- Sling Length 48 inches
- Muzzle Velocity: 2,700fps
- Max. Range: 3,500 yds
- Max. Effective range 350 yds
- Magazine: Internal 5 round capacity
- Chamber pressure: 50,000 lbs sq in.

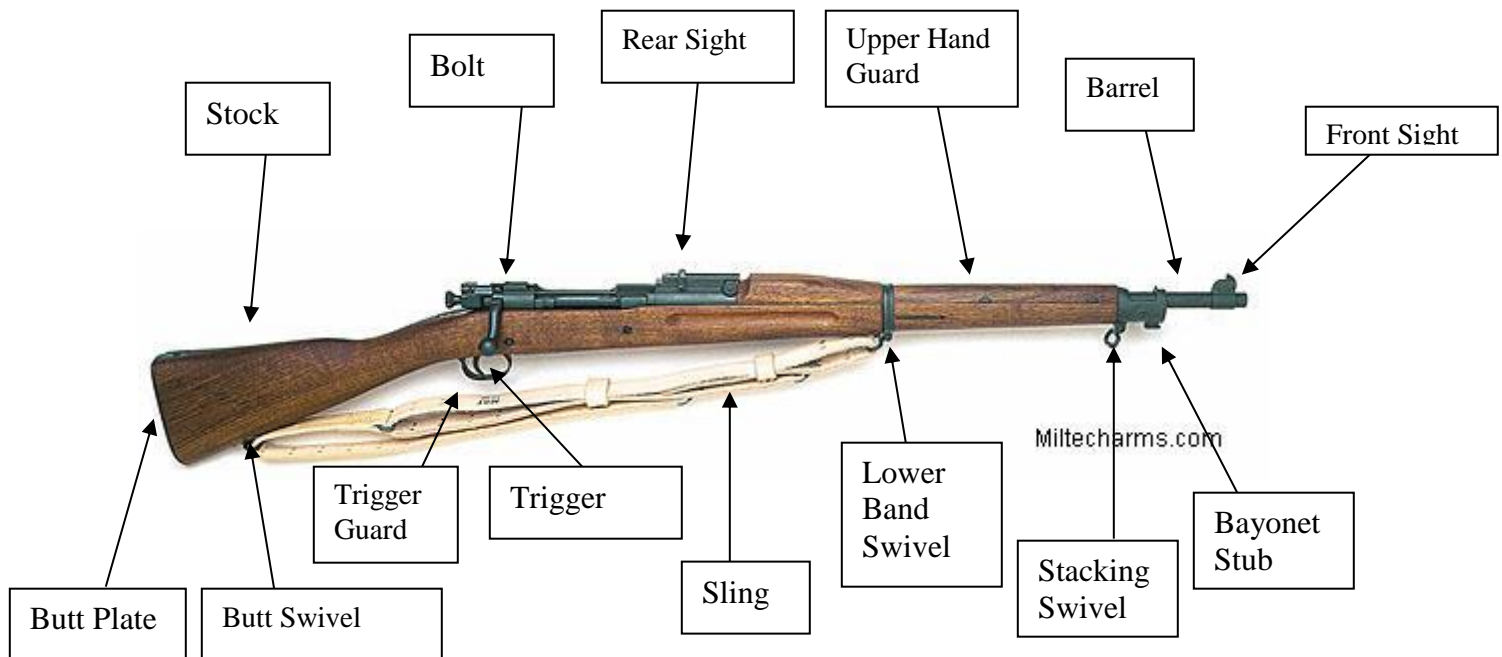
Bullet is .30-06 caliber

20 Rounds per minute can be fired from this weapon

The Rifle I am holding is Daisy Replica of a .30 caliber **M1903 Springfield**. It is a single action, clip fed, bolt action, air cooled, shoulder weapon

THREE MAIN GROUPS

- Barrel and Receiving Group
- Trigger Housing Group
- Stock Group



Color Guard Information

1. What was the name of the first American flag?
Betsy Ross flag
2. What is the length and width of the American Ceremonial flag?
5'6" X 4'4"
3. What do the fringes on the American flag represent?
Ceremonial purpose
4. What is the purpose of saluting the American flag?
The sign of respect
5. Who is the author of the Star-Spangled Banner?
Francis Scott Key
6. What dates should the American flag be flown at half-staff?
Labor Day, Independence Day, Memorial Day, President's Day, and Pearl Harbor Day
7. What does the red represent on the American flag?
Hardiness and Valor
8. What does the white represent on the American flag?
Purity and Innocence
9. What are the five types of flags?
Base, All Purpose, Ceremonial, Organizational, Automobile, Boat and Aircraft
10. When did the flag code become public law?
December 22, 1942
11. Who wrote the Pledge of Allegiance?
Francis Bellamy
12. What star on the American flag represents Texas?
28th Star
13. What does the American flag represent?
Our land, our people, our government, and the ideals of our country
14. In which side should the American flag be while marching with other flags?
The right side
15. What does the blue represent on the American flag?
Perseverance, and Justice
16. How many red stripes are there on the American flag?
7 Red Stripes
17. When Pledging Allegiance you should do what.....?
Place your right hand over your heart
18. When is the birthday of the American flag?
June 14, 1777
19. When carrying the flags, which flag should be higher?
The American flag
20. What is the international sign of distress?
When the flag is facing upside down