Seltice Chiefs



We are the Seltice Chiefs

In 1865, Andrew Seltice, admired for his intelligence and wealth, became head chief of the Coeur d'Alene Indians. Chief Seltice was an extremely hard worker. He helped bring the Coeur d'Alene tribe from a hunting and gathering society to a farming tribe.

He was always leading, accepting others, and creating new ways to make sure his family and tribe was taken care of. He was a wise and gracious man was interested in the progress of his people.

He was slow to anger and quick to make peace. His wealth came from his large herd of cattle and horses he raised. He was also known for his honesty, friendliness, courage and generosity. Chief Seltice lead by example.

Chief Seltice carved local legacy

Treaty Rock



Chief Andrew Seltice
Coeur d' Alene Tribe
1865

BE A CHIEF

Chief means leader



CHIEF CHARACTER TRAITS

Be Responsible

- Work hard in all you do.
- Do YOUR best always.
- You are responsible for your actions, lead by example.
- Be Honest and Accountable.

Be Respectful

- Treat EVERYONE in our school with respect.
- Follow and listen to adult requests.
- Use your manners (excuse me, please, thank you) everywhere in building.

Be Safe

- Control your body-use hands for helping, not hurting.
- Tell adults where you're going.
- Follow school rules and expectations.

Be Kind

- Help each other and our school.
- Use kind words and tone when you respond to others.
- Follow the Golden Rule ***'Treat others like you would like to be treated.'***

Our Seltice Chief Family Expectations;

- Come to school with a positive attitude and ready to LEARN.
- Work hard and do YOUR best everyday.
- Be honest and learn from your mistakes.
- Strive to be the best version of yourself and build your character.
- The adults at Seltice will ALWAYS lead by example.

We love you and we are all so glad you're here.






HALLWAY

Hallway Behaviors

Be Responsible

- Walk quietly with your body to yourself.
- Wear your hall pass.
- Ask teachers before leaving a classroom.
- Go directly to your destination.

Be Respectful

- Walk quietly on the right side of the hallway.
- Wait your turn at the drinking fountain.
- Others are learning, be respectful of this.

Be Safe

- Always walk and face forward.

Be Kind

- Use kind words and actions towards others and the school.


RECESS

RECESS EXPECTATIONS

Be Responsible

- Clean up trash and put in garbage cans.
- Return equipment to where it belongs.
- Use your words to solve a conflict, if that doesn't work, ask an adult for help.
- When the bell rings line up right away and wait for your teacher nicely.
- Ask duties to go into building for the restroom or office.

Be Respectful

- Treat **ALL** people with respect.
- Listen to adults without arguing or questioning.
- When playing games, play by the rules and use good sportsmanship (use rock, paper, scissors if there's a disagreement).

Be Safe

- Use equipment appropriately.
- Walk on black top (concrete), run on grass.
- No kicking, pushing, or tackling.

Be Kind

- Use encouraging words, no put downs.
- Allow others to join your game.



Recess Safety Reminders

Whistles & Bells

- Line up right away when recess ends.
- 3 long whistles = emergency.
- Look for an adult and listen immediately to directions.

Equipment

- Balls in grass or concrete NOT the bark or rocks.
- No toys or balls from home outside.
- Leave rocks and bark on the ground.
- If you go in for ice, you'll need to rest the remainder of the recess.
- CONES = STAY AWAY!

Snow & Ice

- The hill is open during lunch & last recess (double check with duty before sliding).
- Must have snow pants & boots if sliding down hill (feet first or knees, NO head first).
- No snowballs: unless para designates a wall .

<u>Please do not throw snow at others!</u>

(Hidden rocks or ice chunks could be hurtful)

- No standing on large snowballs /snowmen.
- Don't destroy other students snow creations (Treat others how you'd like to be treated).

Play Structures

NO PLAYING TAG on Play Structure

Slides

-Go down, not up.

-Sit on your bottom feet first.



Monkey Bars

-One person at a time.

-Only go one way.

-Don't walk under.



Swings

- Count to 100 for a turn on the swing (ask a friend for help).
- Sit on your bottom.
- Forwards and backwards only.
- No twisting.

Glider

- Must be tall enough to grab handle by yourself!
- NO lifting others up to the handle.
- Gentle pushing, not with force.
- One pass down & back is a turn.



Tire

- Climb or walk, but no hiding inside.
- No pushing, shoving, king of the mountain or tag.

Games

Use Mr. Rice's rules for:

-Sharks and Minnows

-Kickball

-Tetherball

-Tag

Play Fair and
Be a Good Sport!



Problem Solving Strategy

If you have a problem on the playground, try..

STOP, WALK, TALK

1. **Stop**
   - Look at the person and assertively say **STOP.**
2. **Walk**
   - Walk away, find another game or activity.
3. **Talk**
   - Talk to an adult **AFTER** you've tried #1 and #2.

(Skip one and two if someone is injured or being physical)

Stop, Walk, Talk Example

OR...Try **Rock, Paper, Scissors.**



Stop, Walk, Talk **works everywhere! Not just the playground.**


BATHROOM

Bathroom Behavior

Be Responsible

- Go directly to the restroom, do your business, wash your hands and go back to where you need to be.
- Wear your pass.
- Use the restroom at recess and break times.
- Flush and wash your hands.

Be Safe

- Tell office if there is a problem (ex. No soap, a mess).
- Wash hands thoroughly with soap and water, on palms, in between fingers and on top of hands (sing happy birthday or sing the alphabet!)
  (no playing in water or bubbles).
- Lock your stall and do not look into others.

Be Respectful

- Keep the restroom clean.
- Use quiet voice. No unnecessary noises
- Respect others privacy.

Be Kind

- Use your manners.
- Wait your turn if needed.



Bathroom Behavior Continued

Use the closest bathroom available:

- **K&1** = Lunchroom bathroom
- **2-5** = Bathroom by office
- **Outside** = bathroom by office
- **Lunchroom** = lunchroom bathroom

The Take 2 Rule!

2 pumps of soap



2 paper towels



2 points for getting paper towels in the trash!







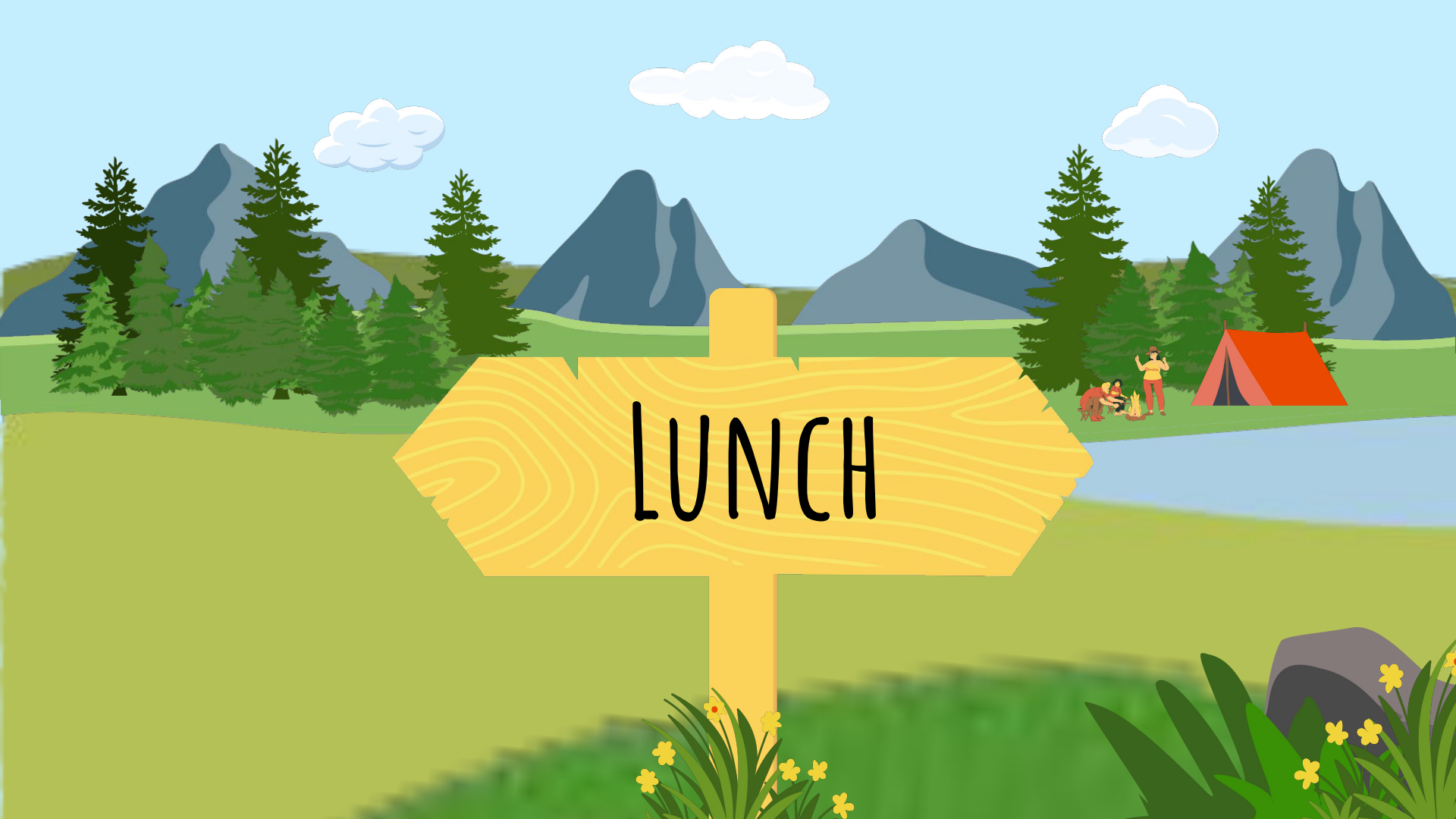
LUNCH

Lunchroom Expectations

Be Responsible

- Keep hands and feet quiet, and stand in single file line.
- Pick up your area.
- Notify duty of spills and help clean up.

Be Respectful

- Use your manners (Please and Thank you's).
- Take the food choice that you ordered that morning.
- Do not touch anything on the walls while in line.

Be Safe

- Walk to and from the cafeteria at all times.
- Raise your hand if you need to leave your seat.
- Only eat your food (refer to share table if needed).
- Lights off = silent, listen to adults for an announcement.

Be Kind

- Talk kindly to tablemates with an inside voice.
- Invite others to sit by you. There is no saving seats.

ENJOY!!

You have 20 minutes to sit, chat, and enjoy your friends.
Take your time to eat your lunch.
You cannot leave to recess until your lunchtime is over and you are dismissed.





Entering

- Enter lunchroom quietly.
- Keep hands to yourself.
- Lunch bucket goes in-between your lunch tables.

Exiting

- Tables released individually for recess, not as a whole group.
- CLEAN UP YOUR TABLE AND THE FLOOR around you.
- Stack trays in a polite and respectful manner.
- Once tray is stacked, stand in a quiet line.
- Walk quietly out to recess, other grades are still learning.

Lunchroom Cont..

Share Table

- If you don't want a food item, you can put it on the share table.
- If you want a non-perishable food item for later (NOT OUTSIDE).

  You may keep it in your lunch box OR ask an adult for a sack lunch to keep your item safe and in your class bucket.

Safety

- Sit on seats with bottom.
- Ask before leaving for the bathroom, office or nurse.
- Do not throw, or play with food.
- Raise your hand if you need help opening a food item.
- Listen to adults in the Lunchroom.



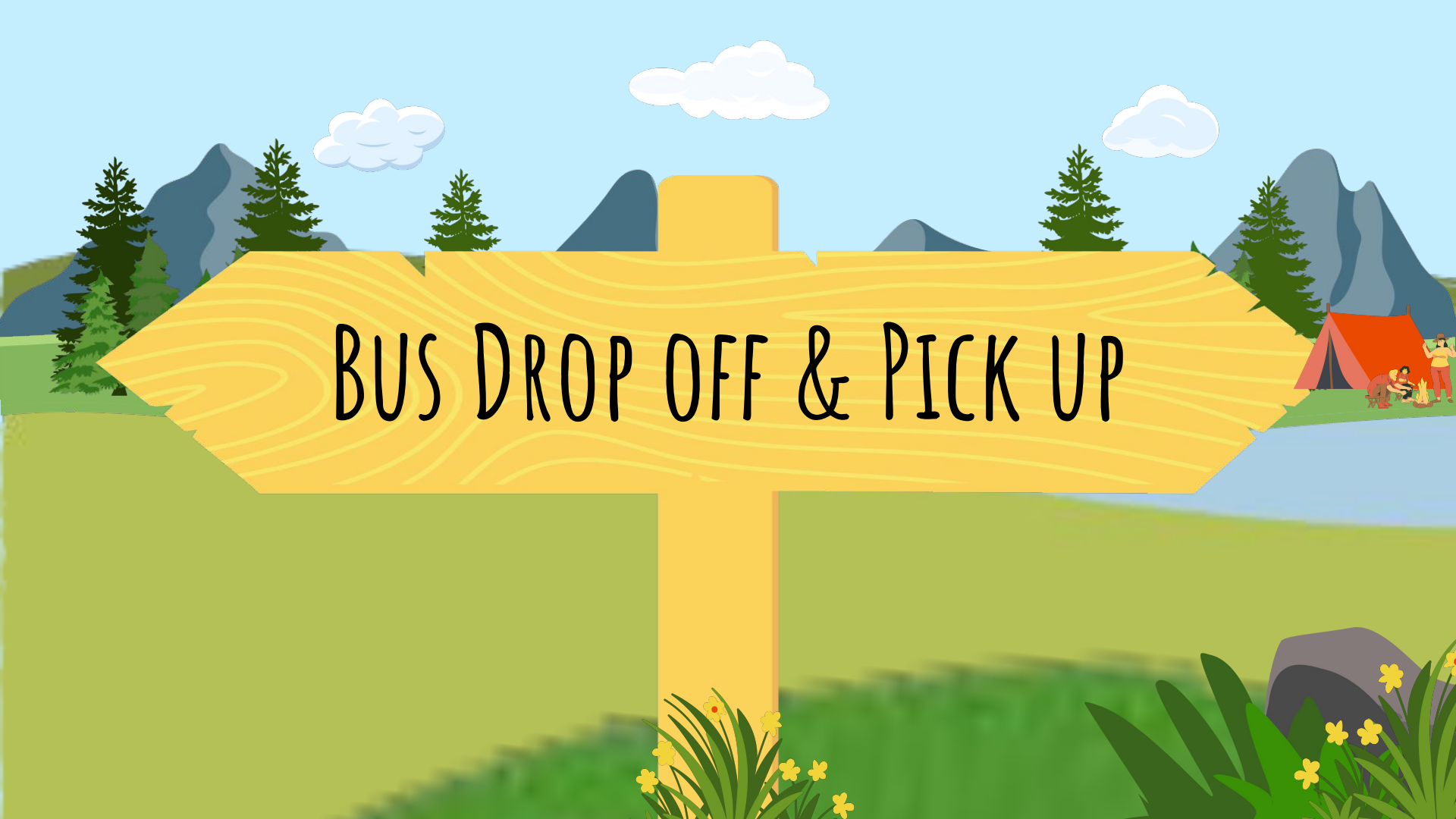
Bus Drop off & Pick up

Bus drop off/ pick up expectations

Be Responsible

Before School

- Go straight to breakfast, Recess Or classroom. (only if your class does soft start)

After School

- Keep all your belonging together.

Be Safe

Before School

- Walk into school.

After School

- Walk down school hall to cafeteria.
- Sit in your # Bus Line.
- Watch for adult directions.

Be Respectful

Before School

- Wipe feet before entering cafeteria (stomp snow covered boots outside).

After School

- Use the correct walkway to get in line.
- Use an inside voice level while waiting.

Be Kind

Before School

- 'Good Morning.'
- Follow lunchroom expectations.

After School

- 'Have a good rest of your day.'
- Keep hands to yourself.

PFSD Bus Rules

Parent Drop off & Pick up



Parent drop off/ pick up expectations

Be Responsible

Before School

- Drop off is from 8:30 am- 8:50am.
- Have your backpack, jacket etc. ready to go before exiting the car.
- Go straight to where you need to be once inside the building.

After School

- Wait patiently on the wall as the teachers are watching for your parents.

Be Safe

Before & After School

- Look both ways if crossing the parking lot.
- Use crosswalk if necessary.
- If you drop something in the lot ask for help.
- Do not go towards or leave a car until its COMPLETELY stopped.

Be Respectful

Before School

- Say your goodbyes quickly as parents are waiting.

After School

- Wait patiently on the wall as your parents are watching for you!

Be Kind

Before School

- 'Good Morning.'
- 'Thank you for taking me to school.'
- Follow lunchroom expectations.

After School

- 'Goodbye' & and a nice wave to friends.

Seltice Chiefs follow The Golden Rule;

Treat others how

YOU want to be treated.



What happens if I'm not Responsible, Respectful, Safe or Kind?

- You may be asked to practice expectations during your recess times.
- You may be asked to help restore a relationship or area of the school.
- You may be asked practice respectful behavior.
- You may be asked to sit out the remainder of recess on the bench or along the wall to watch for the 4B's.
- Your grown up may have to be contacted about your choices.

What happens if I'm following Seltice Elementary Chief Expectations?

It feels good to be kind and do the right thing!

And if you get caught being a chief, you might get one of these!

CHIEF CHARACTER CARD

RESPONSIBLE

RESPECTFUL

SAFE

KIND

CHIEF CHARACTER CARD

SELTICE CHIEFS

RESPONSIBLE

RESPECTFUL

SAFE

KIND

If a staff member gives you one of these cards: write your name, grade, and teacher name on back.
Please Circle which Chief Character Trait you showed.

Were you Responsible, respectful, safe or kind? What amazing thing did you do to earn this card?

Your card then gets entered into a weekly drawing!

At the end of every week
6 chief cards will be randomly drawn and named over the announcements at the end of the day!

You will come down to the office (Receive a Small Prize), and We'd like to know how you earned your chief Card. You'll then be given a green or blue <u>super chief card</u>!

If your card isn't drawn that week, it remains in the box for the next week. The more cards, the more chances each week.
(We will also be doing a drawing at the end of the year)





S E L T I C E

C H I E F S



Once there is a completed ROW(7) or COLUMN(6), the students in that completed section get a special Chief Character PARTY!!!

(Pizza Party, Recess party, ice cream party, Dance Party, etc)

Seltice Chiefs follow The Golden Rule;

Treat others how

YOU want to be treated.

