



# ANNUAL **REPORT 2024**

San Diego County Office of Education  
Charter School Services  
[charterschools@sdcoe.net](mailto:charterschools@sdcoe.net)  
[www.sdcoe.net/charter](http://www.sdcoe.net/charter)



# WELCOME TO OUR YEARLY **ANNUAL REPORT**

Welcome to Scholarship Prep-Oceanside! We are located on the historic campus of the Mission San Luis Rey. We serve over 500 students in the grades TK-8. Our school program focuses on data-driven instruction, arts and athletics electives, and holistic social-emotional learning for students. This report will highlight that we have built and expanded our social-emotional learning (SEL) program over time to meet student needs. To best support our students, we implemented Morning Meeting. This practice ensures that every school day begins the same for every student. Students complete daily wellness check-ins, a weekly universal screener, and receive guidance on building self-esteem, coping skills, and conflict management tools. While Morning Meeting is a new practice, we are thankful to be able to reinstitute pre-pandemic routines. Our families are returning to campus to attend awards ceremonies, fun events, and to volunteer in the classroom. Our staff are able to implement the full Scholarship Prep instructional model with no social distancing or safety protocol concern. We are excited to implement our full program to meet student needs. We have come out on the other side of the pandemic having learned lots of lessons, strengthened our social-emotional and basic needs supports, and coalesced to become a tighter community.

# TABLE OF CONTENTS

CHARTER SCHOOL INFORMATION	1
Mission Statement	1
Our Vision	1
School Information	1
School Authorization	1
School Leadership	1
PHYSICAL LOCATIONS	2
EXECUTIVE SUMMARY	3
GOVERNANCE	4
The Governing Board	4
Strategic Priorities	4
HIGHLIGHTS	5
OUR STUDENTS	6
Student Enrollment and Retention	6
Demographic and Subgroup Information	6
STUDENT ACHIEVEMENT	7
California Assessment of Student Performance and Progress (CAASPP)	7
English Language Arts (CAASP)	7
Mathematics (CAASP)	7
CAASPP Test Results at a Glance	8
New School Name	8
State of California	8
California School Dashboard	9
English Language Arts	9
Mathematics	9
English Learner Progress	10
Chronic Absenteeism	10
Suspension Rate	10
Local Assessments	11
FINANCE	13
Financial Overview	13
Fund Balance and Economic Uncertainties	13
Current Budget	14
SCHOOL AUTHORIZER	15

# CHARTER SCHOOL **INFORMATION**

## MISSION STATEMENT

We are committed to creating community change by operating university-inspired, trauma-informed public schools for all students, especially those experiencing homelessness or those in the foster care system.

## OUR VISION

We will create school communities where scholarship is standard, equity is essential, and partnerships are power.

## SCHOOL INFORMATION

<b>Name:</b>	Scholarship Prep-Oceanside
<b>Website:</b>	<a href="https://scholarshipschools.org/">https://scholarshipschools.org/</a>
<b>Email:</b>	<a href="mailto:oceanside@scholarshipschools.org">oceanside@scholarshipschools.org</a>
<b>Phone:</b>	(442) 262-3249

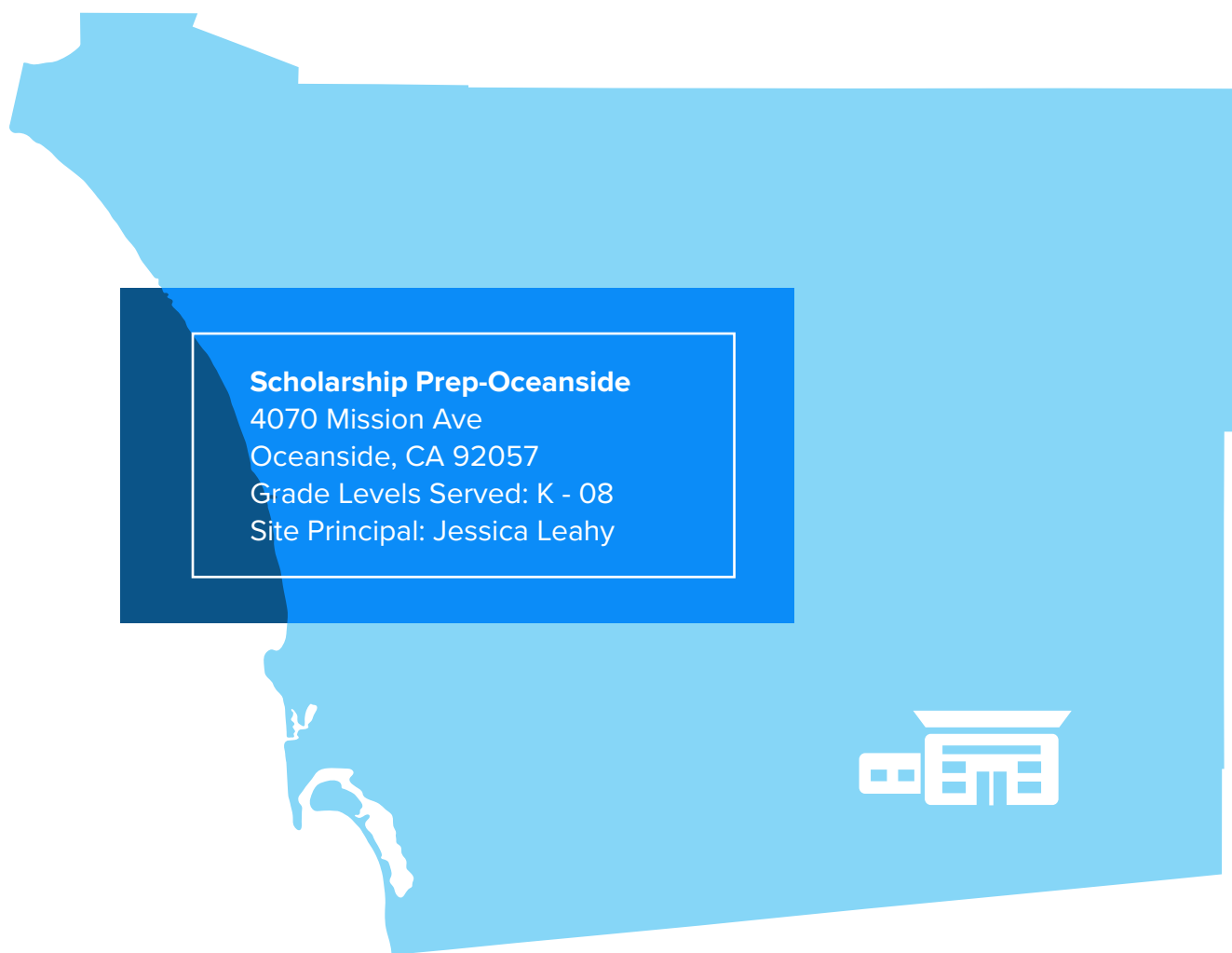
## SCHOOL AUTHORIZATION

<b>Current Charter Term:</b>	July 1, 2017 - June 30, 2025
<b>CDS Code:</b>	37103710136085
<b>California Charter Number:</b>	1883
<b>School Accountability Report Card:</b>	2022-23 SARC

## SCHOOL LEADERSHIP

<b>Executive Director/CEO:</b>	Jason Watts
<b>Principal:</b>	Jessica Leahy
<b>Vice Principal:</b>	Matt Veseskis

# PHYSICAL **LOCATIONS**



# EXECUTIVE SUMMARY

The greatest challenge Scholarship Prep – Oceanside faces is the increased need for support our students have. The pandemic exacerbated the harsh reality that Oceanside has a hidden community in desperate need of support, whether academic, social-emotional, physical, or mental health wise. Our students and families experienced high levels of stress from the disruption of their daily lives, worries about the health of themselves and loved ones, and anticipated or realized financial strains. Many of our students faced greater food insecurity, loss of family income, loss of family members or friends, and fear of catching the virus themselves. Our percentage of homeless youth has increased from 1% pre-pandemic to 13% this year. Our percentage of Socioeconomically Disadvantaged students has increased from 55% to over 70% this year.

We are most proud of the work we have done to meet our students’ basic needs. Each classroom is stocked with a rainbow cart full of food, snacks, toiletry items, and other essentials. Our campus resource center houses additional resources for students and families. We provide phones free of charge to families that include links to school resources, community resources, talk and text, and can serve as mobile hotspots. Our staff holds a summer event to provide dress code items, backpack, school supplies, and food to our most vulnerable families. Our winter event includes providing all those items plus a holiday toy.

We are seeking to improve our academic intervention services. Even through the pandemic we have been able to maintain our strong academic and Dashboard performance, allowing our student to continue outperforming their peers in the surrounding school district. We are working to address the internal gaps in achievement between our subgroups, especially our student with disabilities, English learners, and homeless youth. Actions we have already taken to improve intervention services are redesigning the enrichment block, offering targeted after-school tutoring, and providing additional staff training.

The Scholarship Prep – Oceanside program is unique in that, in addition to high-quality academics, we offer arts and athletics instruction to students free of charge during the school day.

We created a new teacher leader program to support with our WASC visit, and we are excited to share that we had a very successful WASC self-study and was awarded the full accreditation.





# GOVERNANCE

## THE GOVERNING BOARD



**Dr. Charles Friedrichs**

President

Term: 2021-24



**John Ing**

Treasurer

Term: 2023-25



**Maribel Toan**

Secretary

Term: 2022-25



**Peter Watson**

Member

Term: 2022-25



**Barbara Geroge**

Member

Term: 2023-26

## STRATEGIC PRIORITIES

Scholarship Prep – Oceanside identified three overarching strategic priorities for the 2023-24 school year: Family Engagement, Instructional Alignment, and Morning Meeting. The first, Family engagement, was a necessity. The COVID-19 pandemic limited many of the ways in which families have been engaged. We are proud of the way our leadership and staff modified opportunities for virtual engagement. We are excited, however, about the full return to in-person instruction and the opportunities it brings. We have made it a priority to have families back on campus for multiple events so far, including Trunk or Treat, Literature Day, and Semester Awards ceremonies. The second priority, Instructional Alignment, is focused on fully implementing academic protocols including regular grade level collaboration meetings, common writing expectations, video observations, and consistent data analysis. The third, Morning Meeting, addresses the emotional needs of our students. All classroom teachers begin the day by building community with and amongst their students. This structured time to connect provides stability, which is an essential trauma-informed practice. Students are able to know what they are walking into each day without being put on the spot academically first thing in the morning. During this time, teachers and students complete a wellness check-in. This wellness check-in begins with a prompt allowing students and staff to process their current feelings and ground themselves before engaging in academic work.

# HIGHLIGHTS

**P2 ADA**  
**494.35**

## DASHBOARDS



## LINK



## REU (PEIS)

**4%**

Public Education Industry Standard

## OPERATING SINCE

■ 2017



## TOTAL ENROLLMENT

**536**

## SUBGROUP INFO

- EL = **12.9%**
- Foster = **0.2%**
- Homeless = **13.2%**
- Migrant = **0.0%**
- Students with Disabilities = **11.6%**
- Socioeconomically Disadvantaged = **72.0%**



## FUND BALANCE

**60.94%**

## ACTUAL UNRESTRICTED FUND BALANCE

**\$4.94 mil**

Data source: The highlights page features the latest available data, including current fiscal year 2023-24 figures for enrollment, P2 ADA, and subgroups, alongside unaudited financial metrics from the 2022-23 fiscal year.



# OUR STUDENTS

## STUDENT ENROLLMENT BY GRADE LEVEL

School Year	TK-K	1	2	3	4	5	6	7	8	9	10	11	12	Total
2020-21	88	64	64	62	58	32	47	30	42	0	0	0	0	487
2021-22	69	84	64	64	63	64	33	47	31	0	0	0	0	519
2022-23	102	58	69	62	63	60	55	32	42	0	0	0	0	543
2023-24	92	64	58	60	61	63	55	50	33	0	0	0	0	536

Data source: CDE Data Quest

## DEMOGRAPHIC AND SUBGROUP INFORMATION

School Year	African American	American Indian or Alaska Native	Asian	Filipino	Hispanic or Latino	Pacific Islander	White	Two or More Races	Not Reported
2020-21	5.3%	0.2%	2.5%	1.4%	61.4%	0.4%	25.7%	3.1%	0.0%
2021-22	4.4%	0.2%	2.5%	1.3%	60.9%	0.4%	25.6%	4.4%	0.2%
2022-23	5.0%	0.0%	2.4%	2.4%	64.3%	1.1%	21.4%	3.3%	0.2%
2023-24	3.2%	0.4%	2.4%	1.7%	67.7%	1.3%	20.5%	2.6%	0.2%

School Year	English Learners	Foster Youth	Homeless Youth	Migrant Education	Students with Disabilities	Socioeconomically Disadvantaged
2020-21	13.1%	0.2%	6.2%	0.0%	15.4%	55.0%
2021-22	14.8%	0.4%	9.4%	0.0%	12.3%	58.4%
2022-23	13.8%	0.0%	11.2%	0.0%	12.7%	73.7%
2023-24	12.9%	0.2%	13.2%	0.0%	11.6%	72.0%

Data source: CDE Data Quest

# STUDENT **ACHIEVEMENT**

## CALIFORNIA ASSESSMENT OF STUDENT PERFORMANCE AND PROGRESS (CAASPP)

The **2019-20** data cells with (-) values indicate that the data is not available due to the COVID-19 pandemic and resulting summative test suspension. Executive Order N-30-20 waived the assessment, accountability, and reporting requirements for the 2019-20 school year.

The **2020-21** data cells with (-) values indicate that the data is not available due to the COVID-19 pandemic and lack of consistency in the assessment.

The results in these key areas for each subject are reported using the following three indicators: below standard, near standard, and above standard. The sum of the achievement level percentages may not add to 100% due to rounding.

### ENGLISH LANGUAGE ARTS (CAASPP)

School Year	CHARTER SCHOOL			STATE OF CALIFORNIA		
	# of Students Tested	Not Met/ Nearly Met	Met/ Exceeded	# of Students Tested	Not Met/ Nearly Met	Met/ Exceeded
<b>2019-20</b>	-	-	-	-	-	-
<b>2020-21</b>	-	-	-	743,626	50.99%	49.01%
<b>2021-22</b>	287	49.13%	50.87%	2,969,670	52.95%	47.06%
<b>2022-23</b>	305	47.54%	52.46%	2,960,990	53.34%	46.66%

### MATHEMATICS (CAASPP)

School Year	CHARTER SCHOOL			STATE OF CALIFORNIA		
	# of Students Tested	Not Met/ Nearly Met	Met/ Exceeded	# of Students Tested	Not Met/ Nearly Met	Met/ Exceeded
<b>2019-20</b>	-	-	-	-	-	-
<b>2020-21</b>	-	-	-	749,948	66.24%	33.76%
<b>2021-22</b>	280	58.93%	41.07%	2,973,472	66.62%	33.38%
<b>2022-23</b>	304	58.23%	41.78%	2,972,294	65.38%	34.62%

Data source: <https://caaspp-elpac.ets.org/>

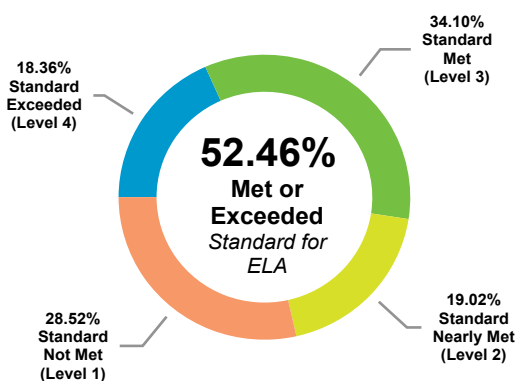
# STUDENT **ACHIEVEMENT**

## CAASPP TEST RESULTS AT A GLANCE

### SCHOLARSHIP PREP-OCEANSIDE

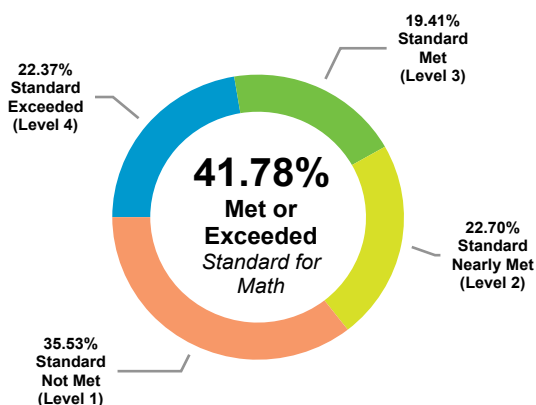
#### ELA

Percent of students within each achievement level



#### Mathematics

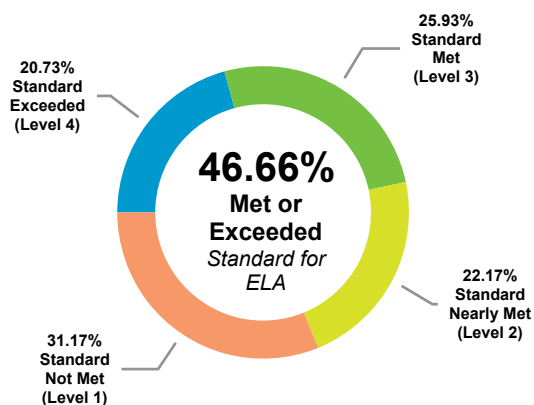
Percent of students within each achievement level



### STATE OF CALIFORNIA

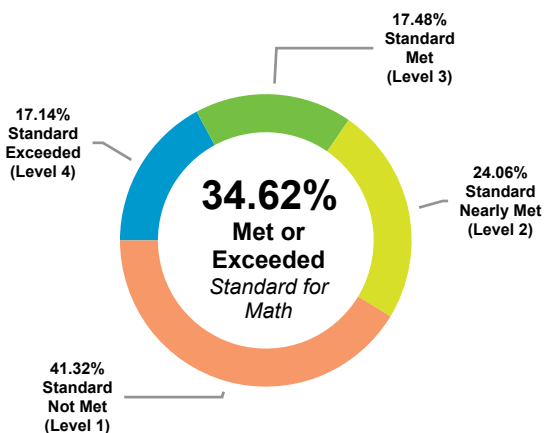
#### ELA

Percent of students within each achievement level



#### Mathematics

Percent of students within each achievement level



Data source: <https://caaspp-elpac.ets.org/>

■ STANDARD NOT MET: LEVEL 1 
 ■ STANDARD NEARLY MET: LEVEL 2 
 ■ STANDARD MET: LEVEL 3 
 ■ STANDARD EXCEEDED: LEVEL 4

# STUDENT **ACHIEVEMENT**

## CALIFORNIA SCHOOL DASHBOARD

Due to the COVID-19 pandemic, state law has suspended the reporting of state and local indicators on the 2020 and 2021 California School Dashboard. However, available data that would have been included in the Dashboard are reported on the Department of Education (CDE)'s website if they were determined to be valid and reliable. Information regarding the reporting status of data is available at CDE's [COVID-19 and Data Reporting](#) and [COVID-19 Accountability FAQs](#) webpages.

### ENGLISH LANGUAGE ARTS

School Year	CHARTER SCHOOL			STATE OF CALIFORNIA		
	Color	Distance from Standard	Distance Change	Color	Distance from Standard	Distance Change
2019-20		-	-		-	-
2020-21		-	-		-	-
2021-22	Medium	- 4.6	-	Low	- 12.2	-
2022-23		- 5.4	- 0.8		- 13.6	- 1.4

### MATHEMATICS

School Year	CHARTER SCHOOL			STATE OF CALIFORNIA		
	Color	Distance from Standard	Distance Change	Color	Distance from Standard	Distance Change
2019-20		-	-		-	-
2020-21		-	-		-	-
2021-22	Low	- 29.5	-	Low	- 51.7	-
2022-23		- 27.8	1.7		- 49.1	2.6

Data source: CA Dashboard

PERFORMANCE  
LEVELS:



BLUE  
(HIGHEST)



GREEN



YELLOW



ORANGE



RED  
(LOWEST)

# STUDENT **ACHIEVEMENT**

**Note:**

The state of California did not report data for the 20 & 21 school year.

## ENGLISH LEARNER PROGRESS

School Year	CHARTER SCHOOL		STATE OF CALIFORNIA	
	# of EL Students	% Making Progress Towards English Language Proficiency	# of EL Students	% Making Progress Towards English Language Proficiency
2019-20	-	-	-	-
2020-21	-	-	-	-
2021-22	57	42.1%	785,734	50.3%
2022-23	56	42.9%	829,209	48.7%

## CHRONIC ABSENTEEISM

School Year	CHARTER SCHOOL			STATE OF CALIFORNIA		
	Dashboard Color	% Chronically Absent	Change from Prior Year	Dashboard Color	% Chronically Absent	Change from Prior Year
2019-20		-	-		-	-
2020-21		-	-		-	-
2021-22	High	15.1%	-	Very High	30.0%	-
2022-23		23.7%	+ 8.6%		24.3%	- 5.7%

## SUSPENSION RATE

School Year	CHARTER SCHOOL			STATE OF CALIFORNIA		
	Dashboard Color	% Suspended	Change from Prior Year	Dashboard Color	% Suspended	Change from Prior Year
2019-20		-	-		-	-
2020-21		-	-		-	-
2021-22	Medium	1.1%	-	Medium	3.1%	-
2022-23		1.7%	+ 0.6%		3.5%	+ 0.4%

Data source: CA Dashboard

PERFORMANCE LEVELS:



BLUE  
(HIGHEST)



GREEN



YELLOW



ORANGE



RED  
(LOWEST)

# STUDENT **ACHIEVEMENT**

## LOCAL ASSESSMENTS

### 2023 CAASPP Analysis Report: Scholarship Prep-Oceanside

Scholarship Prep – Oceanside’s continuous dedication to academic excellence is evident through its outstanding performance in the 2023 California Assessment of Student Performance and Progress (CAASPP) assessment. The significant improvements in English language arts (ELA) and mathematics proficiency, particularly among McKinney-Vento students, underscore the school’s commitment to inclusive and equitable education. Scholarship Prep – Oceanside’s holistic approach to student growth and achievement sets a commendable standard for educational institutions striving for excellence.

Scholarship Prep-Oceanside continues demonstrating remarkable progress inclosing the achievement gap and fostering academic excellence among its students.

Scholarship Prep – Oceanside has consistently grown across various student demographics, including English learners, Socioeconomically disadvantage students, students with Individualized Education Plans (IEPs), and McKinney-Vento students.

#### **English Language Arts (ELA):**

Overall Proficiency: 52.3% of scholars in grades 3-8 met and exceeded ELA standards and outperformed the district average by 11.8%.

## OCEANSIDE MEETS/EXCEEDS- ELA

2023 ELA	SP Oceanside Meeting/Exceeding Standard	District Average Meeting/Exceeding Standard	Margin
Schoolwide	52.3%	40.5%	+11.8%
English Learners	21.1%	3.1%	+18.0%
Hispanic	44.0%	33.0%	+11.0%
Socio/Disadvan	46.4%	33.5%	+12.9%
Students w/ IEPs	16.2%	12.0%	+4.2%
McKinney-Vento	40.5%	19.0%	+21.5%



# STUDENT **ACHIEVEMENT**

## LOCAL ASSESSMENTS

### 2023 CAASPP Analysis Report: Scholarship Prep-Oceanside

Scholarship Prep – Oceanside’s continuous dedication to academic excellence is evident through its outstanding performance in the 2023 California Assessment of Student Performance and Progress (CAASPP) assessment. The significant improvements in English language arts (ELA) and mathematics proficiency, particularly among McKinney-Vento students, underscore the school’s commitment to inclusive and equitable education. Scholarship Prep – Oceanside’s holistic approach to student growth and achievement sets a commendable standard for educational institutions striving for excellence.

Scholarship Prep-Oceanside continues demonstrating remarkable progress inclosing the achievement gap and fostering academic excellence among its students.

Scholarship Prep – Oceanside has consistently grown across various student demographics, including English learners, Socioeconomically disadvantage students, students with Individualized Education Plans (IEPs), and McKinney-Vento students.

#### **Mathematics:**

Overall Proficiency: 41.8% of scholars met and exceeded mathematics standards and outperformed the district average by 12.5%.

## OCEANSIDE MEETS/EXCEEDS- MATH

2023 Math	SP Oceanside Meeting/Exceeding Standard	District Average Meeting/Exceeding Standard	Margin
Schoolwide	41.8%	29.3%	+12.5%
English Learners	15.8%	4.9%	+10.9%
Hispanic	32.2%	21.7%	+10.5%
Socio/Disadvan	35.4%	22.8%	+12.6%
Students w/ IEPs	10.8%	9.7%	+1.1%
McKinney-Vento	32.4%	15.2%	+17.2%

# FINANCE 2023-2024

## FINANCIAL OVERVIEW

Scholarship Prep - Oceanside ended the 2022-23 fiscal year with a surplus of \$1.61 million and an ending fund balance of \$4.94 million, representing a reserve for economic uncertainties (REU) percentage of 60.94%. This percentage surpasses the public education industry standard of a 4% REU.

The financial audit report for 2022-23 was completed by Clifton Larson Allen LLP and contained findings related to the transitional kindergarten (TK) program. It was noted that the charter did not meet the TK class enrollment of not more than 24 pupils for the school site or the pupil ratio requirement of not more than one adult for every 12 pupils. Scholarship Prep-Oceanside provided an explanation of how the school cured and corrected the findings. The charter school has developed processes to monitor transitional kindergarten (TK) enrollment and staffing. These processes and protocols include the Deputy Director and Site Administrator reviewing enrollment and staffing plans and providing professional development and ongoing training to office personnel responsible for TK enrollment. The possible financial impact was Average Class Enrollment Questioned Costs \$22,833.88, and Adult to Pupil Ratio Questioned Costs \$12,376.30.

A review of the charter school’s 2023-24 second interim report was analyzed in the context of the 2023-24 State Budget Act. Based on that report, it was assessed that the charter school will meet all its financial obligations for the current year and two subsequent years.

Enrollment in the current year is 536 students, an increase of 1.29% from the 2022-23 enrollment of 543 students. The budget for 2023-24 and two subsequent years has been adjusted to reflect the change in enrollment and proportionate Average Daily Attendance (ADA) rates. The projected 2023-24 ending fund balance is \$5.12 million, which represents a reserve percentage of 53.32%. A surplus of \$462,583 is projected for the 2023-24 fiscal year.

Scholarship Prep - Oceanside currently has no long-term debt. The 2023-24 cash flow analysis projects a positive cash balance in all months. The charter school industry recommends that charter schools maintain a cash balance between 30- and 60-days cash on hand. Scholarship Prep - Oceanside projects a range of 136 to 169 days cash on hand.

## FUND BALANCE AND ECONOMIC UNCERTAINTIES

	2019-20 Audited	2020-21 Audited	2021-22 Audited	2022-23 Audited
Actual Unrestricted Fund Balance	\$571,357.00	\$2.67 million	\$3.13 million	\$4.94 million
Fund Balance as % of Total Expenditures	11.77%	54.91%	48.27%	60.94%
Required Reserve for Economic Uncertainties - Public Education Industry Standard	4%	4%	4%	4%

# FINANCE **2023-2024**

## CURRENT BUDGET

	2022-23 Unaudited Actuals	2023-24 Second Interim
<b>Enrollment</b>	<b>543</b>	<b>536</b>
<b>Average Daily Attendance</b>	<b>500.85</b>	<b>493.15</b>
<b>REVENUE</b>		
LCFF	\$6,016,930.00	\$6,556,843.97
Federal	\$1,965,922.00	\$1,051,584.48
State	\$1,673,058.00	\$2,393,369.55
Local	\$57,863.00	\$62,026.09
<b>Total REVENUE</b>	<b>\$9,713,773.00</b>	<b>\$10,063,824.09</b>
<b>EXPENDITURES</b>		
Certificated Salaries	\$2,725,623.00	\$2,935,769.00
Classified Salaries	\$1,156,112.00	\$1,468,987.00
Employee Benefits	\$1,427,979.00	\$1,680,017.00
Materials and Supplies	\$901,123.00	\$1,183,913.00
Services and Operations	\$1,815,599.00	\$2,167,215.00
Capital Outlay	\$81,208.00	\$165,340.00
<b>Total EXPENDITURES</b>	<b>\$8,107,641.00</b>	<b>\$9,601,241.00</b>
<b>OTHER OUTGO</b>		
Indirect Costs	\$0.00	\$0.00
Contributions	\$0.00	\$0.00
<b>Total OTHER OUTGO</b>	<b>\$0.00</b>	<b>\$0.00</b>
<b>SURPLUS / (DEFICIT)</b>	<b>\$1,606,132.00</b>	<b>\$462,583.00</b>
<b>FUND BALANCE</b>		
Beginning Fund Balance	\$3,131,619.00	\$4,940,708.00
<b>Ending Fund Balance</b>	<b>\$4,940,709.00</b>	<b>\$5,144,473.00</b>
<b>Reserve for Economic Uncertainties</b>	<b>60.94%</b>	<b>53.58%</b>

# SCHOOL **AUTHORIZER**

As the authorizer of charter schools in the San Diego County area, the San Diego County Office of Education is responsible for ensuring that our schools are fulfilling their mission and providing high-quality education to their students. This involves conducting performance-based oversight, which evaluates the academic, financial, and operational performance of each charter school on a regular basis.

This annual performance report provides an overview of the authorizer’s approach to performance-based oversight, as well as a comprehensive analysis of the charter school’s performance over the past year.

The report includes data on student achievement, financial management, and compliance with legal and regulatory requirements.

As authorizers our goals are to promote transparency and accountability in the charter school sector, and to support the ongoing improvement of educational outcomes for students. We hope that this report will be a valuable resource for all stakeholders in the charter school community, and we look forward to continuing to work collaboratively with our partners to ensure that all students have access to a high-quality education.

