





Hull Middle School

 1950 Old Peachtree Road, Duluth, GA 30097

 (770) 232-3200

 Grades: 6-8

 Enrollment: 1301 students

 Greatest Gains (Platinum)/Highest Performing (Silver)

Note: For information on educator qualifications and other federal reporting requirements, [click here](#).

Discipline data are available in the [K-12 Student Discipline Dashboard](#).

Performance Snapshot

- Hull Middle School's **overall performance is higher than 95% of schools in the state** and is higher than its district.
- Its students' **academic growth is higher than 90% of schools in the state** and higher than its district.
- 88.0% of its 8th grade students are reading at or above the grade level target.**
- Hull Middle School is **Beating the Odds**, meaning that it performs better than similar schools.

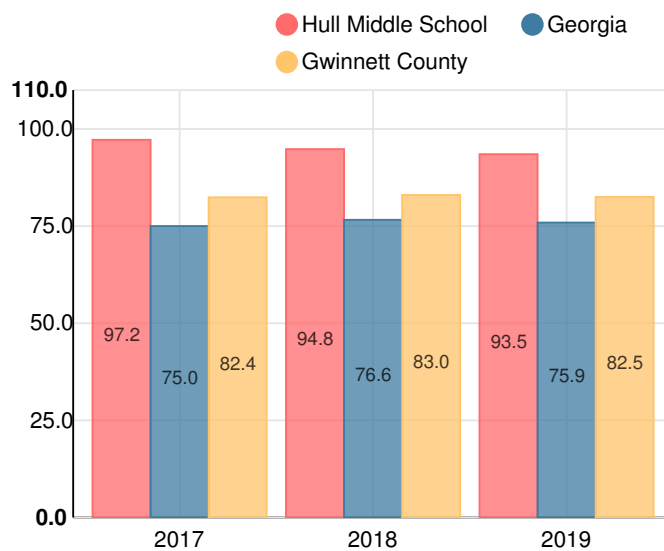
School Wide

A93.5

| Year | Hull Middle School |
|------|--------------------|
| 2019 | A |
| 2018 | A |
| 2017 | A |
| 2016 | A |
| 2015 | B |

| Grade conversion | |
|------------------|-----------|
| A | 90 - 100 |
| B | 80 - 89.9 |
| C | 70 - 79.9 |
| D | 60 - 69.9 |
| F | 0 - 59.9 |

CCRPI Single Score



Student Mobility Rate

12.8%

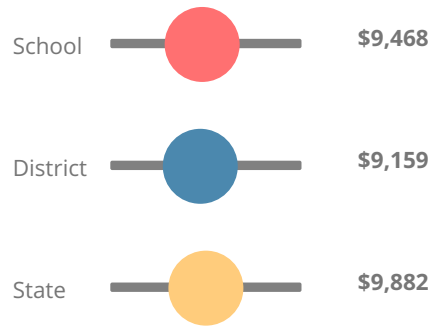
School Climate Star Rating



Financial Efficiency Star Rating

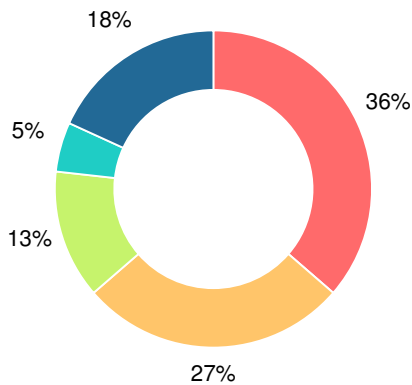


Per Pupil Expenditures

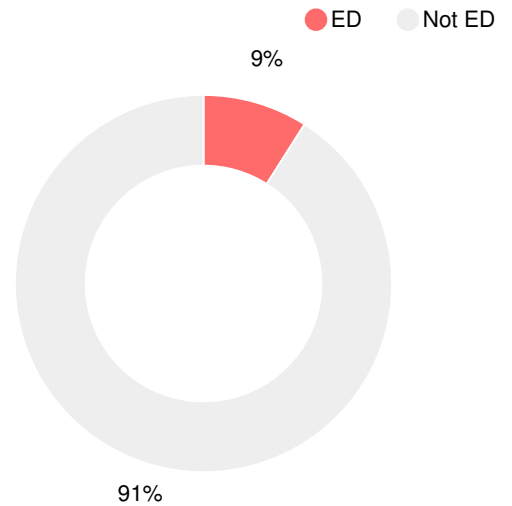


Race/Ethnicity

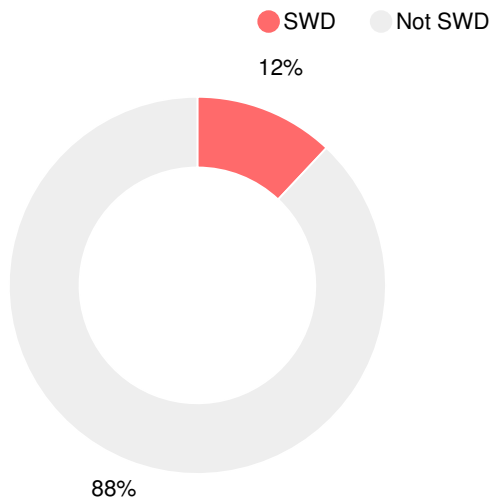
- Asian/Pacific Islander
- American Indian/Alaskan
- Black
- Hispanic
- Multi-racial
- White



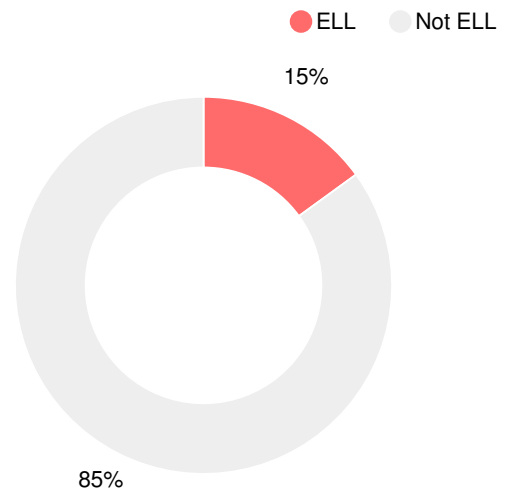
Economically Disadvantaged (ED)



Students with Disability (SWD)



English Language Learners (ELL)



Middle School

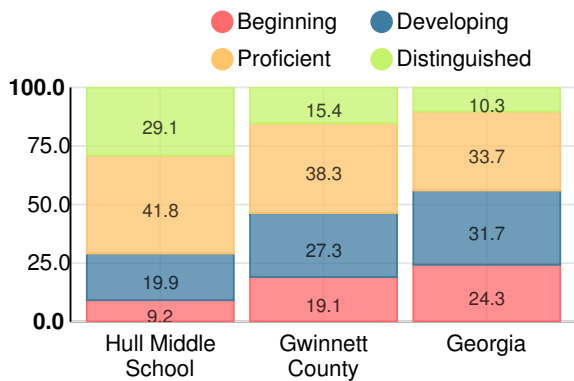
CCRPI Score

Hull Middle School

| Indicator | 2019 |
|--------------------|-------------|
| Content Mastery | 97.6 |
| Progress | 93.6 |
| Closing Gaps | 85.3 |
| Readiness | 93.5 |
| CCRPI Score | 93.5 |

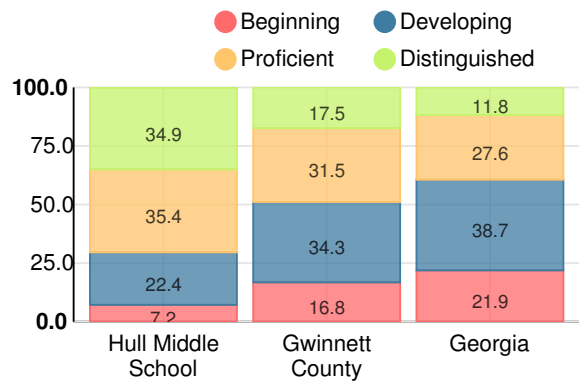
English

Percent of students scoring in each performance level on 2019 Georgia Milestones for middle school grades



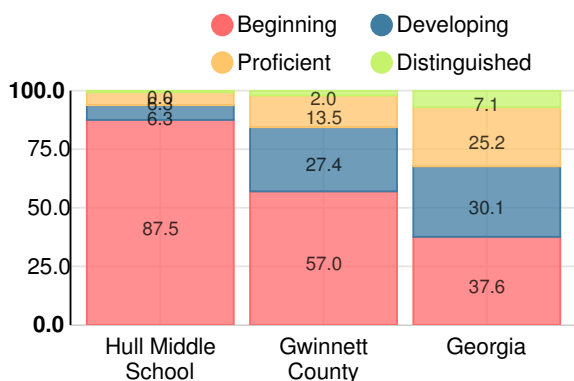
Mathematics

Percent of students scoring in each performance level on 2019 Georgia Milestones for middle school grades



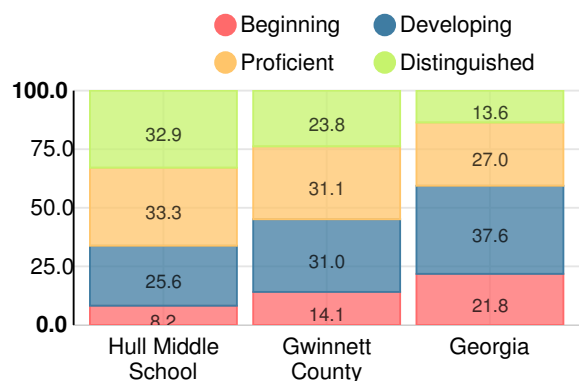
Science

Percent of students scoring in each performance level on 2019 Georgia Milestones for middle school grades



Social Studies

Percent of students scoring in each performance level on 2019 Georgia Milestones for middle school grades



Reading at or above the Grade Level Target (8th Grade)

Percent of students in grade 8 achieving Lexile measure greater than 1097

