



Promethean ActivPanel Titanium – Getting Started

1. Plug the power cable into a nearby outlet.
2. On the back of your panel, you will find a power strip. Make sure that it is switched on.
3. Power on the panel with the universal Power button 



4. Click Teacher profile 
5. When the teacher account pops up, you might see a black screen saying “No Signal”.
 - Tap anywhere on the black screen and you should see a login screen that looks like your laptop
 - Sign in as you would your laptop (teacher login and password)
 - Use the wireless keyboard (On switch is on the right side of the keyboard)
 - A welcome screen and profile setup will take a few minutes
 - Once you see your desktop, the OneDrive app will begin to sync your desktop files, including your Documents and Pictures folder, just like on your laptop



Don't forget to turn off your keyboard daily, so you don't drain the batteries.



You're all set! Feel free to use the Unified Menu shown above to annotate on top of your PC. Locate the spinner, whiteboard, and timer in the locker icon on your panel. And remember, HAVE FUN!

More instructional strategies and How-To tutorials can be found here:

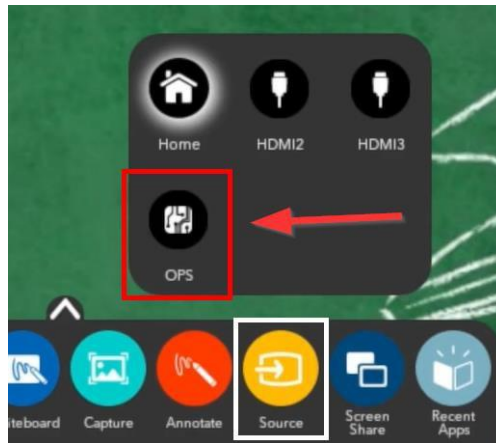
edtech.fresnounified.org/promethean-activepanel-titanium/ or **Go/Promethean**

**Prefer watching a video instead?
Scan this QR code ->**




Troubleshooting tips:

The panel should automatically switch to the OPS when going into the teacher profile, if it does not, please open the unified menu and click source, tap on OPS.



In the event that your OPS does not turn on and you continue to get the black screen saying, “No Signal”, locate the OPS on the back of the panel, press the power button, and wait for the OPS to turn on.



Cleaning Tips:

- Cleaning kit provided with each Promethean Panel.
- Lightly apply 70% Isopropyl alcohol to a microfiber cloth (recommended to spray onto the microfiber cloth) **Do not apply liquids directly to the ActivPanel or any Promethean device.**
- Wipe down the cover glass of the Promethean panel making sure not to apply excessive pressure to the glass.
- For all other products, lightly clean the surface of the product avoiding any connection points or ventilation holes.



You and your students may use the included tennis ball to touch the panel and minimize smudges.