

What Every Greater Lowell Tech Freshman Needs to Know!



Welcome to Gryphon Country!

In this booklet, you will find information related to:

- How to read your schedule.
- How to find your way around the building.
- What you need to know for your first day.
- Supplies you need to bring every day you are in school.
- Where to go and who to ask if you have questions.
- Buses, Lockers, Lunch, and More!

Created and Compiled by
Sharon Cornellier, Student Activities Coordinator
Freshman Welcome Day Resource
Revised Spring, 2025

Table of Contents

Welcome to Greater Lowell Tech	3
Your First Day	4
Class Supplies	4
Finding Your Classes	5
Freshman Exploratory	6
Exploratory Programs	7
What to Wear for Shop	8
Cafeteria/Food Services	9
My School Bucks	10
Student Activities/Clubs	10
Gryphon Athletics	11
School Counselor Information	11
Aspen X-2 and Email	12
Lockers, Buses, and Water Filling	12
Getting to School and Getting Home	13-14
Get to Know Us!	15
Glossary of Terms	16
Contact Information	17

~~Welcome to Greater Lowell Tech~~

Dear Incoming 9th Graders,

Welcome to Gryphon Country! I am a proud graduate of the Early Childhood Education program (Class of '88) and remember how I felt when starting high school. I created this booklet to help you feel ready to conquer your first day at Greater Lowell.

Soon, we'll be announcing our Student Activities for the coming school year. Once school starts, be sure to check your school email regularly for updates, additions, and ways to become involved. Should you ever have any questions about student clubs and organizations, please do not hesitate to contact me at scornellier@gltech.org or (978) 441-4417.

Sincerely,

Ms. Cornellier

Ms. Sharon Cornellier

Student Activities Coordinator

Getting Ready for Your First Day!

Check your school-printed schedule or Aspen X2 “My Info” tab to find your schedule. Schedules will be available mid-August and you/your parent(s) will be notified.

For your First Day(s) in the Building

- Know your Student ID # or have it written somewhere that is easy to access.
- Know your homeroom # and have it written somewhere that is easy to access.
- Look for the school maps that are posted all around the building.
- Bring your school-issued Chromebook, in the protective case, fully charged and ready to use once you receive it.
- Bring a notebook, pen, and pencil. You may also want a folder for any important handouts.
- Bring your school-issued safety glasses once you receive them.



Class Supplies: What Do I Need?

You will receive a list of supplies recommended by each of your teachers on the first day of class or with the class grading policy. Typically, this list isn't very long, and teachers will often provide supplies if a special type of folder or binder is needed.

In general, you should have the following supplies to start the year:

- ❖ A backpack or school bag
- ❖ Pens and/or Pencils
- ❖ Notebook (or a binder with filler paper if preferred)
- ❖ Highlighters
- ❖ Folder(s) for handouts/homework
- ❖ Recommended: Combination Lock (or something similar) for your gym locker

In addition, make sure you have the following **school-issued** supplies:

- ❖ Student ID
- ❖ Chromebook, protective case, and charger (Keep your Chromebook in the case and charged!)
- ❖ Safety Glasses
- ❖ Agenda Book (to be distributed once school begins)
- ❖ Any folders, binders, workbooks/textbooks provided by teachers.

You will be provided with more information on Student IDs, Chromebooks, and more over the summer!

How Do I Find My Classes?



Greater Lowell Tech may seem like a HUGE school, but, once you know your way around, it will feel like a second home. Maps are posted throughout the building and teachers/staff will be in the halls to help you find your way.

BUT– there’s a trick to finding your classes easily!

When you look at your schedule, each block will have the course number, course name, teacher’s name, and the room number. Like this:

[YR] 119-329 English 1 Honors Smith, Joan - 3551

Rooms starting with a **1** are on the **1st floor**.

Rooms starting with a **2** are on the **2nd floor**.

Rooms starting with a **3** are on the **3rd floor**.

Each floor is arranged in blocks. The second number in the room number refers to the block. Blocks are arranged from west to east. The west side of the building is the side closest to the golf course. The east side of the building is the side closest to Masonry, Carpentry, and the Baseball field.

North Side (Parking Lots)							
West Side (Golf Course Side)	1	2	3 Center of Building	4	5 *3551	6	East Side (Baseball Field Side)
South Side (Bus Tunnel and Football Field)							

Using that as a guide, a student going to Room **3551*** should head to the **3rd Floor, East**.

Don't Worry!

Maps of classrooms are posted in the halls.

Staff will help you find your classes!

Exploratory Programs

2025-2026

Advanced Manufacturing
Automotive Collision Repair & Refinishing
Automotive Technology
Carpentry
Cosmetology
Computer Aided Drafting & Design (CADD)
Culinary Arts
Design and Visual Communications
Early Childhood Education
Electrical
Electronics Engineering
Engineering Technology
Graphic Communications
Health Assisting/Pre-Nursing
Heating, Ventilation, Air Conditioning & Refrigeration
Hotel, Restaurant, and Tourism
Information Technology Services
Marketing
Masonry
Medical Laboratory and Assisting
Metal Fabrication & Joining Technologies
Painting and Design
Plumbing
Veterinary Science- pending DESE approval



To access our full program of studies, visit our website at
<https://www.gltech.org/about-us/program-of-studies>

What Should I Wear for Shop?


Most schools have a dress code, and Greater Lowell Tech is no exception. You can find the full details of our dress code in the Student Handbook on our website (<https://www.gltech.org/Page/205>).

As a technical high school, there are special clothing requirements to ensure safety on the shop floor. You will need to dress appropriately for the exploratory you will be visiting each day.

Bring your school-issued safety glasses every day for Shop and Science!

Clothing Required	Shops
Safety Glasses Long Pants (no leggings, sweatpants, or ripped pants) Closed-toe Sneakers or Work Boots only (No Crocs, sandals, or slippers) No Hoodies or Loose Clothing, Hair, or Jewelry	Advanced Manufacturing Automotive Collision Repair & Refinishing Automotive Technology Electronics Technology Engineering Technology Metal Fabrication & Joining Technologies Carpentry
Safety Glasses Long Pants (no leggings, sweatpants, or ripped pants) Closed-toe Sneakers or Work Boots only (No Crocs, sandals, or slippers)	Computer Aided Drafting & Design (CADD) Electrical HVAC/R Masonry Painting and Design Plumbing
Long Pants (no leggings, sweatpants, or ripped pants) Closed-toe Sneakers or Work Boots only (No Crocs, sandals, or slippers) <i>For Culinary– Hair Restraint (provided)</i>	Cosmetology Culinary Arts Veterinary Science (pending DESE approval)
No specific protective equipment or clothing requirements for Exploratory. Please refer to the Student Handbook for school-appropriate dress.	Design and Visual Communications Early Childhood Education Graphic Communications Health Assisting/Pre-Nursing Information Technology Services Hotel, Restaurant, and Tourism Marketing Medical Laboratory and Assisting





What's for Lunch (and Breakfast)?

Greater Lowell Tech's food services provide a variety of healthy choices for breakfasts and lunches to students each school day. In addition to a wide selection of foods, vegetarian and gluten-free options are also available. All students will have one 22-minute lunch period, and most 9th-grade students will have the same lunch. Students may opt to have lunch and breakfast from our cafeteria, or may bring meals from home if they prefer.

Cost:

We are happy to announce that all students will receive one free breakfast and lunch daily through the Community Eligibility Program. Additional meal and snack purchases, such as bottled water, cookies, chips, and additional items are available at an additional cost.

Free Reduced Meal Applications:

Please continue to complete free and reduced lunch meal applications, as these are linked to additional state benefits such as waivers of SAT and PSAT fees, P-EBT, and others. Completing your application now will avoid interruption or delay in eligibility for benefits. The free and reduced breakfast and lunch application can be found on our website at <https://www.gltech.org/foodservices>.

My School Bucks for Meal Payments:

For your convenience in making additional cafeteria purchases, Greater Lowell Tech participates in the My School Bucks payment program. Setting up an account is free and easy at myschoolbucks.com. Once you have an account, go to the "Meal Payments" section to add funds to your student's account. Students can also pay-as-they-go, or put funds on their account at the register with cash or checks payable to GLTHS.

BREAKFAST CHOICES

Breakfast offerings change daily, but may include:

Fresh Fruit	Milk	Juice	Yogurt
Bagels	Granola	Cereal	Pancakes
Egg Sandwiches	Pastry/Muffins	French Toast	And More!

LUNCH CHOICES

Lunch choices change daily, but may include:

Pizza	Assorted Salads	Taco Bowls	Hamburgers
Cold Sandwiches	Hot Sandwiches	Chicken Tenders	Cheeseburgers
Fresh Fruit	Milk	Veggies and Dip	And More!

For questions regarding our food services, please contact:

Elizabeth Partridge

epartridge@gltech.org or 978-441-4917.



My School Bucks

Greater Lowell Tech uses My School Bucks for cafeteria payments, field trips, and more. Setting up an account is free and easy! Detailed instructions to set up your account can be found on the Student Activities page of our website at <https://www.gltech.org/student-activities/my-school-bucks-for-activities>.

Please remember that our Greater Lowell Tech page on [myschoolbucks.com](https://www.myschoolbucks.com) is similar to a shopping mall with different stores. You must shop at the store where your product is offered. Cafeteria money should be added to the Meal Payments Store. Uniforms, field trips, and dance tickets can be purchased at the Student Activities & Events Store. Bills, such as senior dues, can be found in the Invoices Store. Money cannot be transferred from the cafeteria to pay activity fees.

Do you already have a My School Bucks account for your student through their middle school?

Great! You just need to update your account to include Greater Lowell Tech as a new school district. To do this, click the words "School District" at the top of your MySchoolBucks account, search for Greater Lowell Regional Vocational Technical School District, and add our district to your profile. From there, you will add your student to your Greater Lowell Tech page.

Student Activities and Clubs



For information about our Student Activities program, contact:

Sharon Cornellier, Student Activities Coordinator
(978) 441-4417 ☎ scornellier@gltech.org

One important way Greater Lowell Tech supports our students' overall growth is through our Student Activities, Clubs, and Organizations. Greater Lowell Tech has a variety of activities that are open to all students free of charge. Activities take place after school, typically from 2:00-3:00 pm. Late buses are available every day at 3:00 pm for students staying after school for activities or extra help.

More information regarding Student Activity offerings will be posted on our school website in the fall of each year. Students will also receive a "Student Activity Update" via email once we have finalized our club listing for the first semester.

Club offerings for the coming school year may include:

Anime	SkillsUSA	Freshman Committee	Robotics
GSA	Drama	Yearbook	NTHS/NHS
Math	Competitive Gaming	NABT BioClub	Model UN
Outing	Music	Dance	And More!

Gryphon Athletics

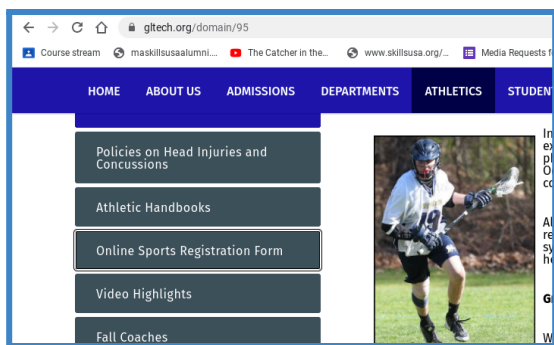
Any student interested in participating in an extracurricular sport should register on our website.

Fall Sports Registration will open in early June. Interested athletes should [register online](#).

Our sports programs are free to all students, and uniforms/equipment are provided.

All athletes must have a valid physical on file with the school nurse in order to participate.

Late buses are available after practices and games.



Go to gltech.org →

Click on the Athletics Tab →

Click on “Online Sports Registration Form”

**For information about our
Athletics Program, contact:**

Mark White, Athletics Director

(978) 441-4499

mwhite@gltech.org

School Counselors



Each student will be assigned a school counselor to assist them in scheduling and other related issues. Students can find their school counselor on their Aspen X2 account. Your counselor will also be listed on the top of your school-printed schedule. Contact your counselor for issues regarding classes, shop selection, career planning, college readiness, and other concerns.

Counselors are assigned by the student’s last name as indicated below.

Andrew Blatus (A-CAL)

ablatus@gltech.org

978-441-4960

Jessica Lamond (LAMB-MEJ)

jlamond@gltech.org

978-441-4934

Chantha Sun (ROD-SOUR)

csun@gltech.org

978-441-5351

Tricia Camire (CAM-DELA)

tcamire@gltech.org

978-441-4933

Kaitlin Monahan (GOO-LAMA)

kmonahan@gltech.org

978-441--4963

Maura Walles (DELB-GON)

mwalles@gltech.org

978-441-4912

Lauryn Cyr (MEK-PAK)

lcyr@gltech.org

978-441-4962

Carissa Mrouse (PAL-ROC)

cmrouse@gltech.org

978-441-4961

John Wilkey (SOUS-Z)

jwilkey@gltech.org

978-441-4954



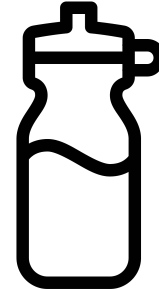


Aspen X2 and School Email

All 9th-grade students will receive a school email address and an Aspen X2 log-on prior to the start of the school year.

- Once you receive your login details, check your email daily! Your teachers and counselors will send you emails with important reminders and class information.
- Use your Aspen X2 to find your schedule and check your grades and attendance.

Are you having login issues?

**Contact our Information Services Department at
students@gltech.org or parents@gltech.org.**



Lockers, Buses, and Water Filling Stations

All students will be assigned a school locker for the school year. The lockers are equipped with combination locks (you do not need to bring your own). Your school locker number and combination can be found at the top of your schedule and in your Aspen X2 account. (Please note that gym lockers are not assigned and you will need to bring your own lock for your gym locker.)

All students must take their assigned buses in the morning and after school. The bus number will be the same in the morning and afternoon. If your bus arrives tardy to school in the morning, don't worry! You won't miss your breakfast. You DO NOT need a special bus pass. Your school ID is all you need.

Water bottle filling stations are available throughout the building. Be sure to bring a refillable water bottle with you every day!

Getting to School and Getting Home

Greater Lowell provides free bus transportation to and from school, with afternoon buses running at 2:00 PM and 3:00 PM. Additional late buses are added during the sports seasons.



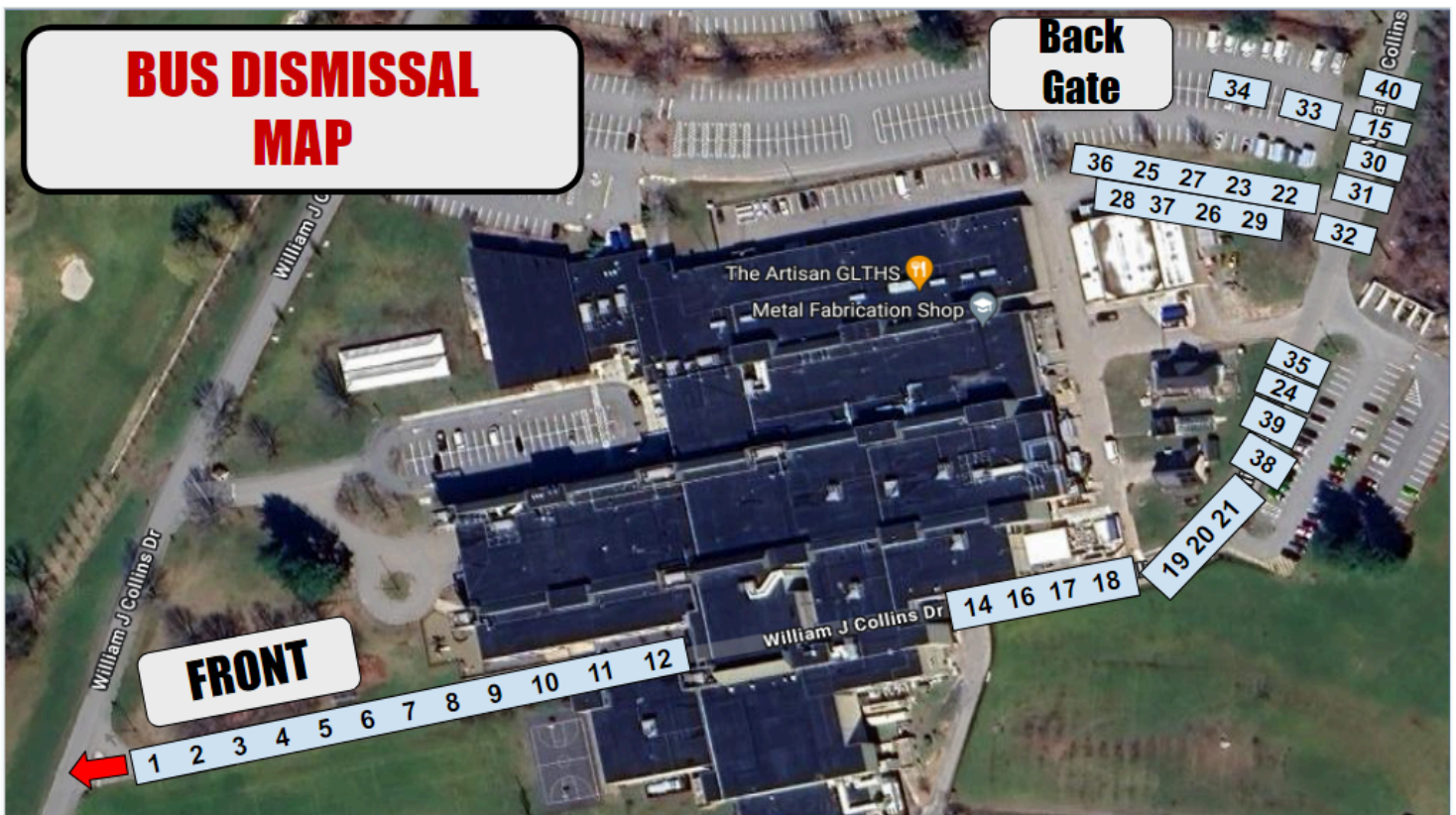
You do not need a special bus pass. Your bus number will be printed on your student ID and can be found in your X-2 Aspen portal.



Bus Dismissal Map

You do not need a special bus pass here at Greater Lowell. Your student ID will indicate your bus number for your 2:00 bus and your late bus. In the morning, all buses will drop off in the bus tunnel. If you take the school bus home from school, the map below shows where you will find your bus at dismissal.* Morning pick-up information will be communicated in August of each year. It will also be posted on the gltech.org website on the parent and student pages.

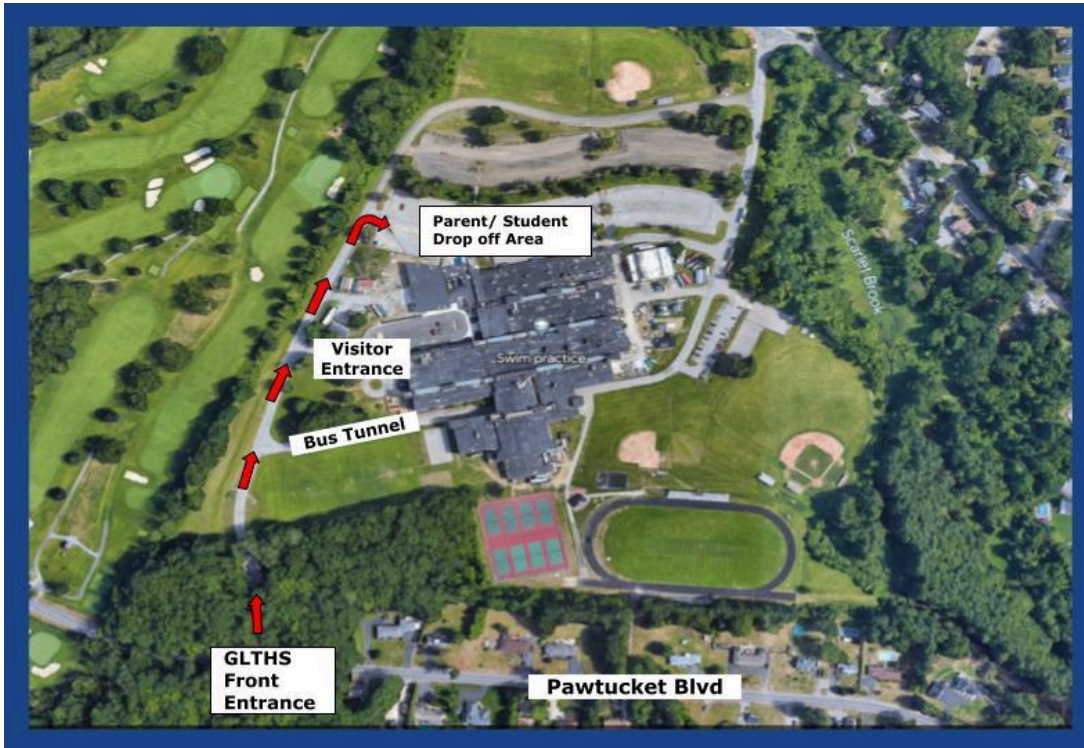
(*Bus locations are subject to minor changes each school year.)



Parent Drop Off/Pick Up Map

Please familiarize yourself with the Parent Drop Off/Pick Up area for those days when a parent/guardian will be picking you up at dismissal or dropping off in the morning.

A brief video of the Drop Off/Pick Up routine can be found on the Parent's Page of the gltech.org website at: <https://www.gltech.org/parents/parentstudent-drop-offpick-up>

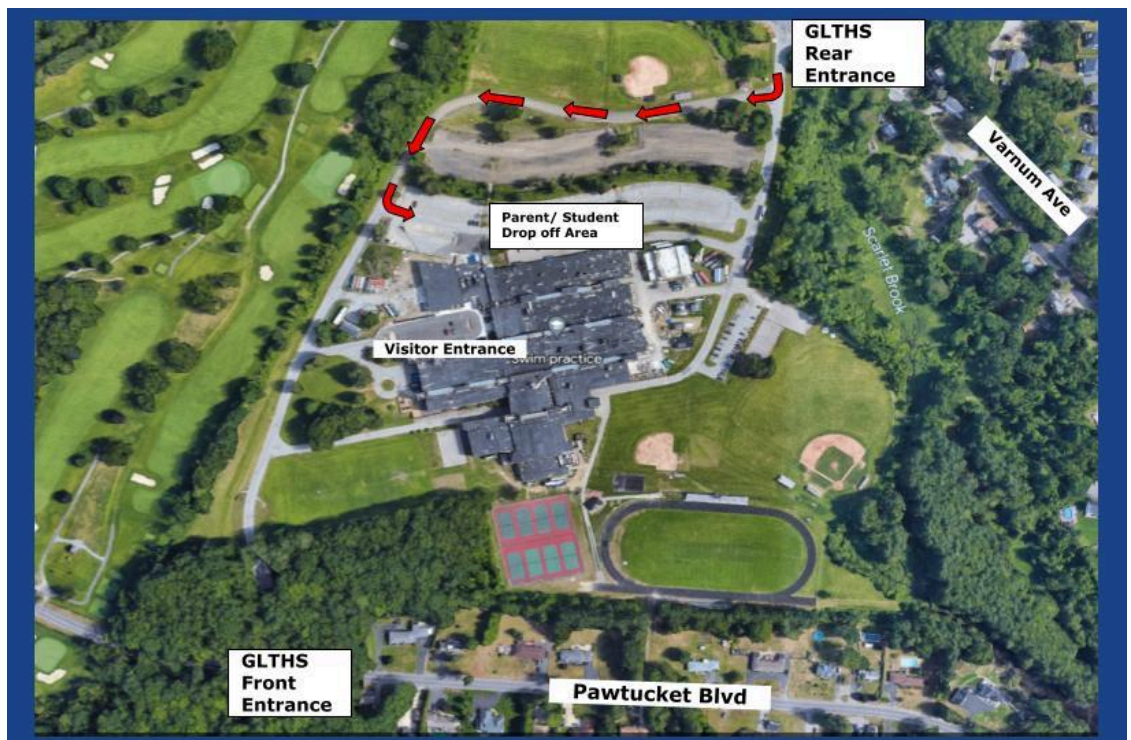


The video will review how to drop off/pick up when entering the campus from the front entrance (Pawtucket Boulevard), or...



From the back Entrance (Varnum/ Sherburne Ave).

For the safety of our students and staff, please do not drop off/pick up from roadways, parking lots, etc.



Get To Know Greater Lowell Before Your School Year Begins!



SUMMER ENRICHMENT PROGRAM JULY 7 – JULY 25, 2025

<u>PROGRAM INFORMATION</u>	<u>STUDENTS WILL ENJOY</u>
<ul style="list-style-type: none"> • Program will run Monday – Friday / 8:00am – 12:00pm • No cost to students or families • Complimentary snack and lunch every day • Free transportation via the LRTA bus • Register online at our school website beginning May 14, 2025. 	<ul style="list-style-type: none"> • Getting to know our campus, students, and staff • Learning about the diverse and rich culture of our sending communities • Exploring multiple technical areas and school amenities • Developing leadership and employability skills • Making new friends

FRESHMEN WELCOME DAYS AUGUST 19-20, 2025

<p>August 19th 8:00 am – 12:30 pm Last Names Beginning A – L</p>		<p>August 20th 8:00 am – 12:30 pm Last Names Beginning M – Z</p>
--	--	--

Please join the GLTHS Faculty and Staff for fun team building and other activities welcoming you to Gryphon Country!



- ❖ Transportation Provided
- ❖ Breakfast and Lunch Provided
- ❖ GLTHS Tour
- ❖ Team Building and Trust Exercises
- ❖ Core Values Discussions
- ❖ More Information Coming Soon!

The Greater Lowell Glossary of Commonly Used Terms in Gryphon Country!

Term	Definition
Advanced Placement (AP) Classes	Intended for highly motivated students who wish to take challenging college-level courses while in high school. Students planning on attending a two or four-year college will have the opportunity to experience a college-like class while receiving the support of highly qualified educators.
Aramark	Aramark is our food service provider that operates the school cafeteria.
Aux Gym (sounds like "ox")	Auxiliary Gym; this is a smaller gym on the first floor of the Sports Pavilion.
Cooperative Education (Co-Op)	Cooperative Education(Co-Op) is a structured method of combining classroom-based education with practical work experience. Eligible juniors and seniors who meet certain requirements may have the opportunity to work at a paying job in their technical area during their shop week.
College Prep (CP) Courses	CP curriculum contains much of the core content as honors classes. These courses are for college-bound students and those students who wish to keep their post-secondary options open. Students in CP courses will develop a strong foundation of content and skills based on the MA Curriculum Frameworks.
Dean	Your dean is your contact person in the Main Office. You should contact your dean whenever you have concerns about your attendance, school safety, or discipline.
Dual Enrollment (DE) Courses	Designed for highly motivated college-bound students who have strong academic skills. These courses are in partnership with local colleges/universities and, with successful completion, earn college credit.
Early College (EC) Courses	EC courses are also college-level, but are part of a more structured program aligned with degree pathways at UMass Lowell, offering students sustained support and a clear path to college completion.
GPA or Grade Point Average	GPA's are calculated based upon the grades earned in academic, technical, and exploratory courses. Grades earned in Honors, AP, and Dual Enrollment courses receive additional weight. Your GPA is used to determine your class rank. It is also used to determine eligibility for certain programs and scholarships.
High Honor Roll	High Honor Roll is determined at the end of each marking period. Students can achieve high honor roll status by obtaining a grade of 90 or above in all academic and technical courses.
Honor Roll	Honor Roll is determined at the end of each marking period. Students can achieve honor roll status by obtaining a grade of 80 or above in all academic and technical courses
Honors Courses	Designed for highly motivated college-bound students who have strong academic skills. These courses are fast-paced and rigorous and require consistent effort and the ability to work independently.
Lecture Hall	The auditorium at Greater Lowell Tech, located on the 2nd floor.
M.E. Mall	Marketing Education Mall--located on the first floor in the center of the building, this is used as a meeting place for students.
Main Gym	The Main Gym is on the 2nd floor of the Sports Pavilion; the primary location for Phys. Ed. classes.
Main Office	The Main Office staff is a resource for students and parents, and assists with issues/concerns regarding attendance, bussing, school safety, dress code, bullying/harassment, and conduct.
MSB or My School Bucks	My School Bucks (myschoolbucks.com) is the online service where you will pay for field trips, event tickets, some shop supplies, and more. You can also use MSB to add money to your cafeteria account.
School Counselor	Each student is assigned a school counselor to assist them with academic, career, and college planning, technical program selection, course selection, and social-emotional support.
Servery	The Servery is the place in the cafeteria where you pick up your food. It is a "grab and go" setup with several lines for each type of food. If you want pizza, for example, you would skip ahead to the pizza line and ignore lines for tacos, sandwiches, or yogurt.
Student Handbook	A document that contains the policies and rules for (almost) everything that happens at Greater Lowell Tech. You should refer to the Student Handbook to learn about our school calendar, student services, grading and attendance policy, conduct policy, and more! The Student Handbook can be accessed in multiple languages on the Student Page of the gltech.org website. (https://www.gltech.org/Page/181)

STILL HAVE QUESTIONS?

Below, you'll find a list of where to go and who to contact for information.

Questions Regarding	Contact Person	Contact Information
Superintendent's Office	Jill Davis Superintendent	978-441-4800 jdavis@gltech.org
	Michael Barton Assistant Superintendent/Principal	978-441-4807 mbarton@gltech.org
Attendance/Excused Notes/Bus Issues	Main Office	978-441-4418 978-441-4420
Special Education	Alison Rihani Director of Special Education	arihani@gltech.org 978-441-4853
School Counseling Medication/Medical Documents	Tracy Encarnacao Director of School Counseling	tencarnacao@gltech.org 978-441-4955
Sports/Athletics	Mark White Athletics Director	mwhite@gltech.org 978-441-4499
Student Activities/ My School Bucks for Activities	Sharon Cornellier Student Activities Coordinator	scornellier@gltech.org 978-441-4417
Technology Chromebooks and Logon Issues Email and Aspen X2 Parent Portal	Lisa Martinez Director of Technology, Enrollment & Information	lmartinez@gltech.org parents@gltech.org students@gltech.org 978-441-4948
School ID's Library Services	Kristin Foti Director of Media Services	kfoti@gltech.org 978-441-4969
Food Services Free/Reduced Lunch	Elizabeth Partridge Lunch Verification Coordinator	epartridge@gltech.org 978-441-4917
Schedules, Courses, etc.	School Counselor	See previous page
Parent/Student Concerns	Jamie Costa Senior Asst. Principal	jcosta@gltech.org 978-441-4416
	Ron Vercellone Dean of Students	rvercellone@gltech.org 978-441-4414
	Nicholas Beauchamp Assistant Principal	nbeauchamp@gltech.org 978-441-4412
	Jennifer Santiago Assistant Principal	jsantiago@gltech.org 978-441-4415