

## **Work Session Meeting | 08/15/2024 – 5:15 PM**

Dr. Frank R. Petruzielo Educational Services Facility | 1205 Bluffs Parkway, Canton, GA 30114

### **I. CALL TO ORDER WORK SESSION**

### **II. SUPERINTENDENT WELCOME**

### **III. SUPERINTENDENT REPORTS**

1. Academics and Accountability:
  - a. Opening of School Year 2024-25  
Dr. Debra Murdock, Chief Leadership & Operations Officer
  - b. GA Milestones End-of-Course and End-of-Grade Performance Review  
Dr. Josh Heath, Executive Director Accountability
2. Finance:
  - a. Monthly Finance Report  
Kenneth Owen, Chief Financial Officer
3. Capital Outlay:
  - a. Monthly Capital Outlay Report  
Trey Moores, Chief Support Services Officer

### **IV. ACTION ITEMS**

*For Discussion only: Consent agenda items for action at the 7 p.m. meeting will be determined during the Work Session.*

1. Partnership Agreement Renewals
2. Human Resources Employment Recommendations

### **V. EXECUTIVE SESSION (as needed)**

### **VI. ADJOURNMENT**



Cherokee County  
School District

Board Report – Academics & Accountability  
Opening of School, 2024-25  
Dr. Debra Murdock

August 15, 2024

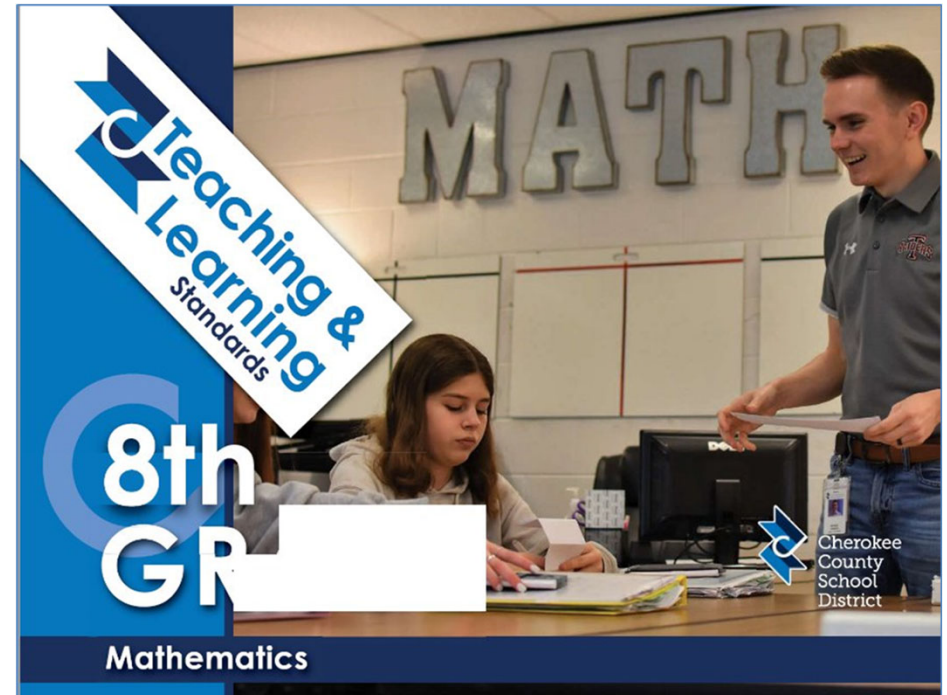
# Key Priorities

1. **Elevate the Excellence** in academics and achievement for all students.
2. **Elevate the Excellence** in effective School Board-Superintendent Governance.
3. **Elevate the Excellence** in the district's coordination and alignment of goals, systems and processes.
4. **Elevate the Excellence** by embracing a pervasive high-quality school environment defined by high standards, effective supports and consistent practices.

# 1. Elevate the Excellence in academics and achievement for all students.

## Academics and Accountability:

- Teachers have accessed their CCSD Teaching and Learning Standards- Available for (K-8) all content areas and End-of-Course classes. Additionally, all teachers have access to their standards in their Canvas courses. Standards are now easily available to parents on our website.
- CCSD Reading screener (K-8) and Math screener (K-5) (6-8) implementation is underway across the district.
- Teachers have access to a library of resources for students needing additional instructional supports as part of CCSD Targeted Intervention.





### 3. Elevate the Excellence in the district's coordination and alignment of goals, systems and processes.

#### School Leadership and Operations:

- School Improvement Processes, in coordination with the Academics and Accountability team, has started with Principals.
  - Goals are being set for schools in English Language Arts and Reading Proficiency.
  - Organizational Work Plans (OWP) are in progress for SY2025-26 Planning.

## 4. Elevate the Excellence by embracing a pervasive high-quality school environment defined by high standards, effective supports and consistent practices.

### School Leadership and Operations:

- Schools have communicated CCSD guidance as it pertains to cell phones usage, appropriate attire, and the timely submission of work.
  - One-page documents have been created to support teachers.
  - Training has been completed for all administrators.
  - SLO continues to monitor the roll-out to parents and students.



Cherokee County  
School District

Opening of Schools, SY2024-25

# Opening of School, SY2024-25

## Human Resources

Employee Type	Vacancy Count	Allotments	Fill Rate
Teachers	1.5	2912	99.9%
Psychologists	1	32	96.9%
SLP's	0	65	100.0%
School Leadership	0	130	100.0%
<b>ALL CERTIFIED</b>	<b>2.5</b>	<b>3139</b>	<b>99.9%</b>
Parapros	6.5	469.5	98.6%
School Nutrition	9	282	96.8%
Custodian	4.5	215	97.9%
Bus Drivers	0	372	100.0%
Bus Attendant	4	57	93.0%
<b>ALL CLASSIFIED</b>	<b>24</b>	<b>1395.5</b>	<b>98.3%</b>
<b>TOTALS</b>	<b>26.5</b>	<b>4307.5</b>	<b>99.4%</b>



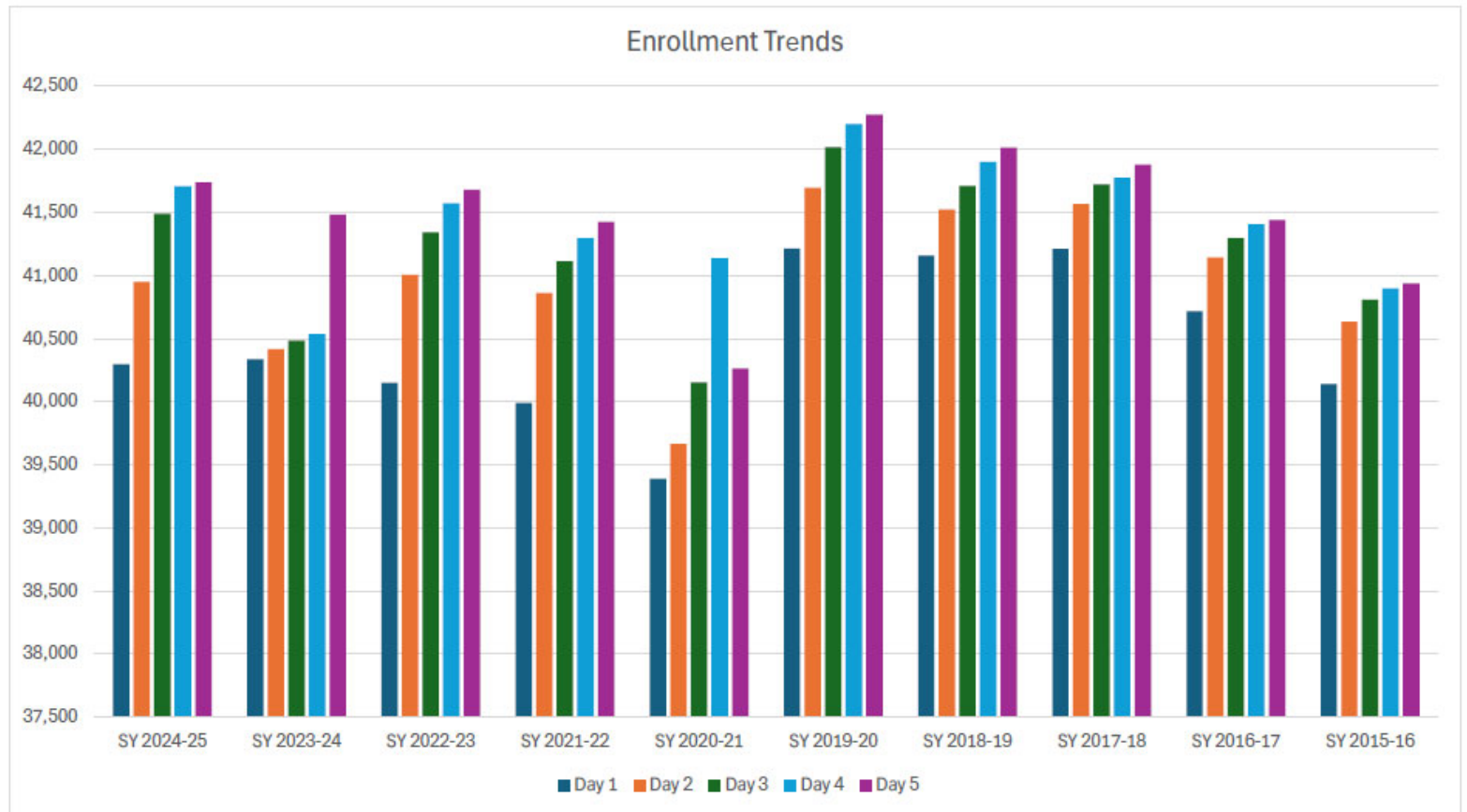
# Opening of School, SY2024-25

## Day 5 Enrollment Counts

Total Enrollment

Day 5:  
41,737

Change  
From Day 1:  
+1,438



# Opening of School, SY2024-25

## Safety and Security

- All schools had School Police Officers or local law enforcement partners at each school site for the first week of school.
- All schools completed required fire and emergency drills in the first 10 days of school.
- Centegix badge distribution and training has been completed on all campuses.
- All classroom doors are secured during instructional time and exterior doors are monitored throughout the day.
- No student bookbags will be allowed during CCSD athletics events.

# Opening of School, SY2024-25

## Support Services

- Transportation operations are running smoothly with the MyStop App for school bus tracking returning to full functionality.
- Summer cleaning was completed by all school custodial teams prior to Open House events.
- Successful transition to in-house custodian services (Mission Critical Objective)
- All Summer Maintenance Projects were completed ahead of the start the school.

# Opening of School, SY2024-25

## Technology

- Successful migration from Student Information from Aspen to Synergy.
  - ParentVUE: 35,000 accounts have been created, 83.8% of students have at least one parent with an account.
  - StudentVUE: All students have access to their accounts.
- All Student Schedules were available on the first day and attendance capabilities were fully functional.
- Technology has integrated ParentSquare with Synergy for classroom and bus rosters.
- Technology Field Services has closed 4,481 service requests as of August 7, 2024.



# Opening of School, SY2024-25

## Technology

### Known Challenges:

- ParentVUE merging families with multiple students.
- Special Education: Teachers viewing full rosters.
- Training and Continuing Training Options: Updated use guides and work sessions are being planned to support staff.

# Key Priorities

1. **Elevate the Excellence** in academics and achievement for all students.
2. **Elevate the Excellence** in effective School Board-Superintendent Governance.
3. **Elevate the Excellence** in the district's coordination and alignment of goals, systems and processes.
4. **Elevate the Excellence** by embracing a pervasive high-quality school environment defined by high standards, effective supports and consistent practices.



Cherokee County  
School District

GA Milestones End-of-Course and End-of-Grade  
Performance Review  
Dr. Josh Heath





# 2024 Georgia Milestones Assessment Performance Review



# 2024 Milestones Review

## State of Georgia Accountability - College and Career Ready Performance Index (CCRPI)

- **Content Mastery**
  - Georgia Milestones Assessments
- **Progress**
  - Student growth percentiles in English Language Arts and Math, and progress toward English language proficiency
- **Closing Gaps**
  - Subgroup performance
- **Readiness**
  - Literacy, attendance, course completion
- **Graduation Rate (High Schools)**
  - 4-year and 5-year included in the calculation



# 2024 Milestones Review

## **Georgia Milestones Assessment Overview**

The Georgia Milestones Assessment System is designed to provide information about how well students are mastering the state-adopted content standards in the core content areas of English language arts, mathematics, science, and social studies.





# Georgia Milestones Assessment Overview

## Performance Levels (as defined by GaDOE)

**Distinguished (Level 4):** Students who **demonstrate advanced proficiency** in the knowledge and skills necessary at this grade level/course of learning, as specified in Georgia's content standards. The students ***are well prepared*** for the next grade level or course and are well prepared for college and career readiness.

**Proficient (Level 3):** Students who **demonstrate proficiency** in the knowledge and skills necessary at this grade level/course of learning, as specified in Georgia's content standards. The students ***are prepared*** for the next grade level or course and are on track for college and career readiness.

**Developing (Level 2):** Students who **demonstrate partial proficiency** in the knowledge and skills necessary at this grade level/course of learning, as specified in Georgia's content standards. The students ***need additional academic support*** to ensure success in the next grade level or course and to be on track for college and career readiness.

**Beginning (Level 1):** Students who **do not yet demonstrate proficiency** in the knowledge and skills necessary at this grade level/course of learning, as specified in Georgia's content standards. The students ***need substantial academic support*** to be prepared for the next grade level or course and to be on track for college and career readiness.



# 2024 Assessment Areas

## Georgia End of Grade (EOG) Assessments

Elementary and Middle School Assessments

- 3rd & 4th Grade: English Language Arts and Math\*
- 5th Grade: English Language Arts, Math\*, and Science
- 6th & 7th Grade: English Language Arts and Math\*
- 8th Grade: English Language Arts, Math\*, Science or HS Physical Science, and Social Studies

## Georgia End of Course (EOC) Assessments

High School Assessments (also given to middle school students enrolled in high school courses)

- English Language Arts: American Literature
- Math: Algebra Concepts and Connections\*
- Science: Biology
- Social Studies: U.S. History

\*Math scores have not been shared with school districts





# 2024 Georgia Milestones Review by Content Area

## **Data Review**

1. Local school bright spots (2022-2024)
2. District performance over time (2022-2024)
3. State comparison school districts (2024)

## **Comparison School Districts**

Selection of comparable school districts to support identification of strengths and areas for improvement

## **Created using a combination of 5 characteristics**

1. High Performing Districts
2. Geographic Proximity
3. Student Population Size
4. Student Demographics
5. Percentage of Economically Disadvantaged Students





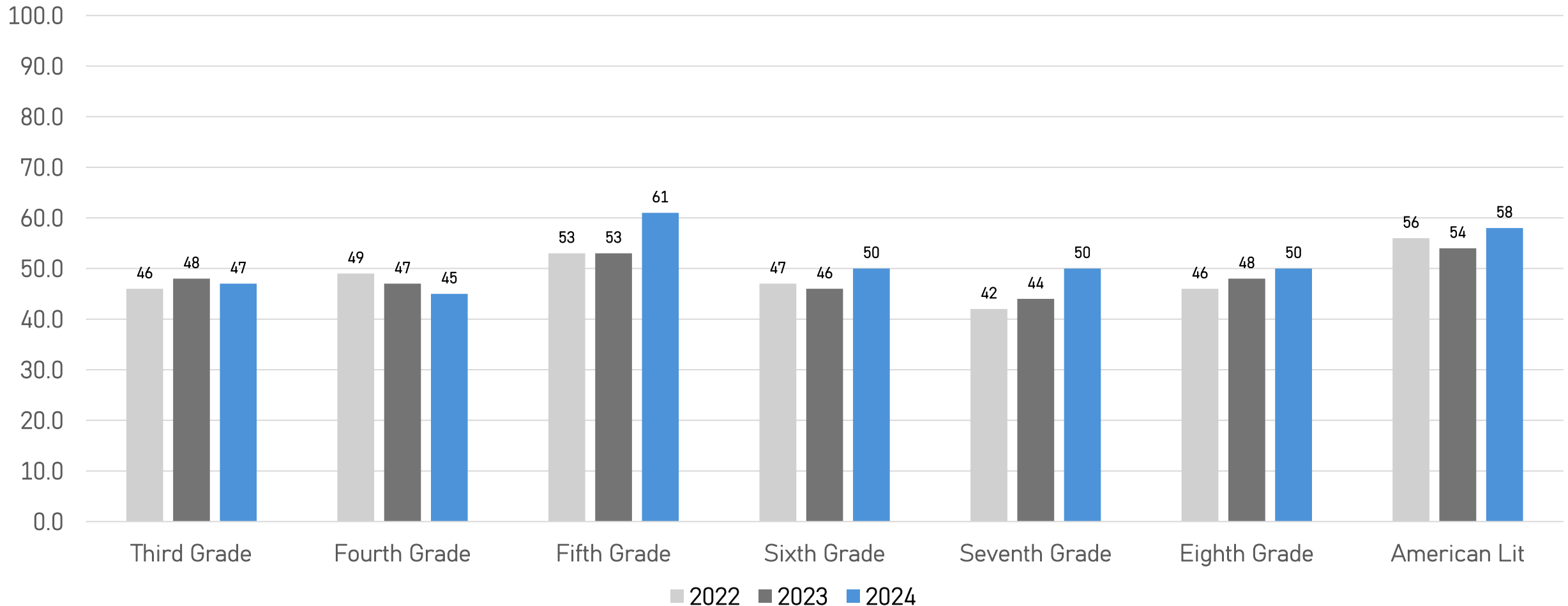


# Combined ES/MS/HS English Language Arts Local School Bright Spots (2022-2024)

Increased in Three Grade Levels	Increased in Two Grade Levels	Increased in One Grade Level
Holly Springs ES R.M. Moore ES Creekland MS Dean Rusk MS E.T. Booth MS Mill Creek MS Teasley MS	Arnold Mill ES Avery ES Bascomb ES Boston ES Hasty ES Hickory Flat ES Indian Knoll ES	Johnston ES Knox ES Mountain Road ES Oak Grove ES Woodstock ES Woodstock MS Ball Ground ES Carmel ES Free Home ES Liberty ES Little River ES Macedonia ES Sixes ES Freedom MS
Increased in American Literature		
Creeksview HS River Ridge HS Sequoyah HS		

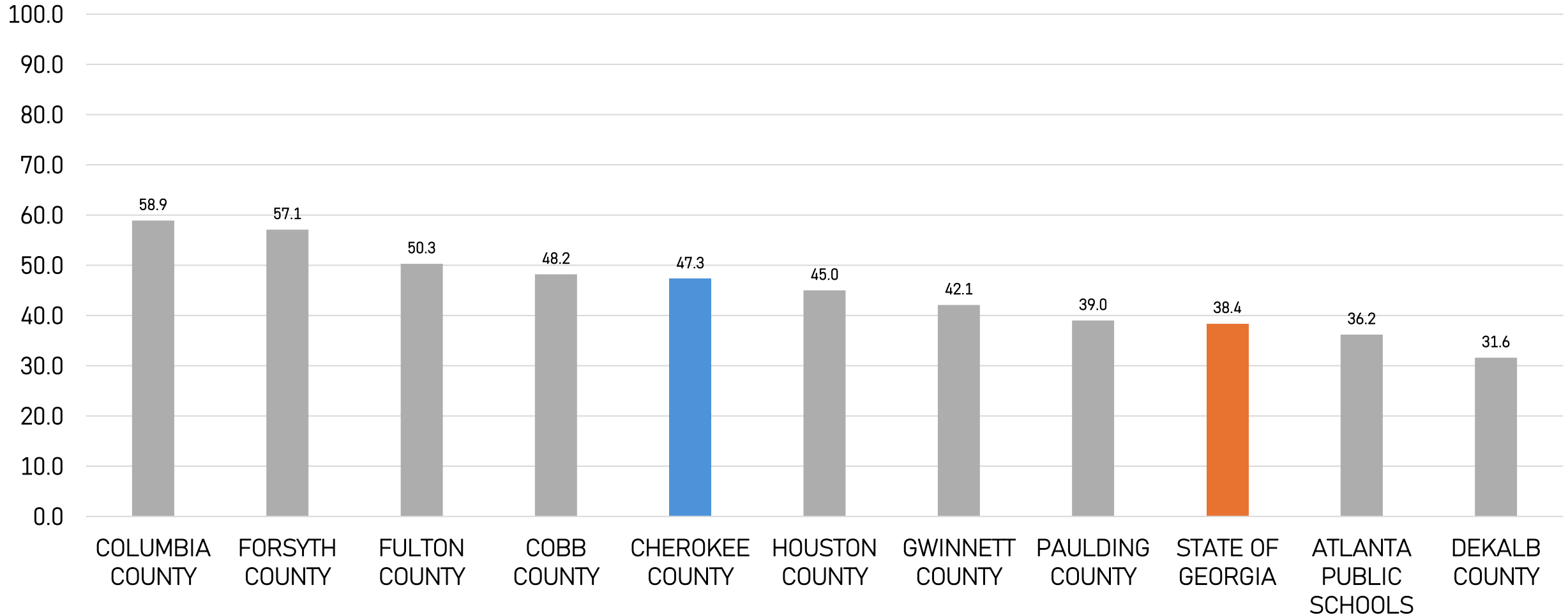
# English Language Arts District Performance Over Time (2022-2024)

Percent Proficient and Above



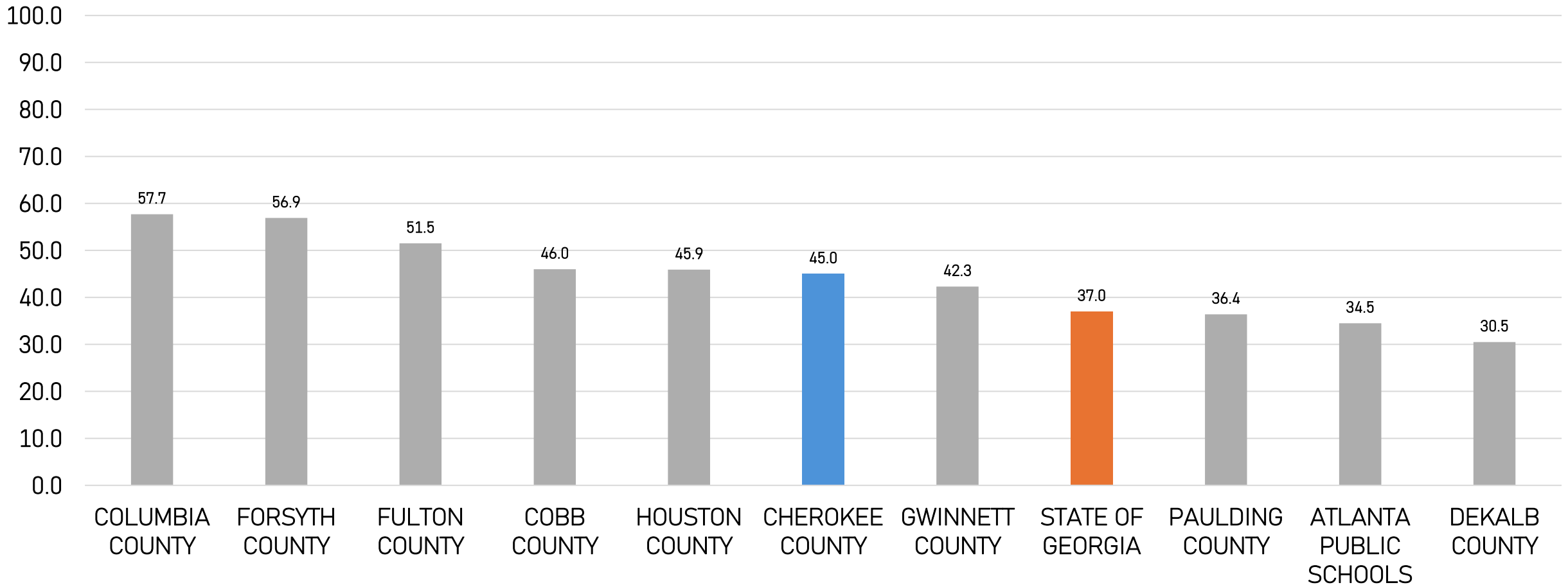
# 3rd Grade English Language Arts State Comparison School Districts

3rd Grade ELA (Proficient and Above)



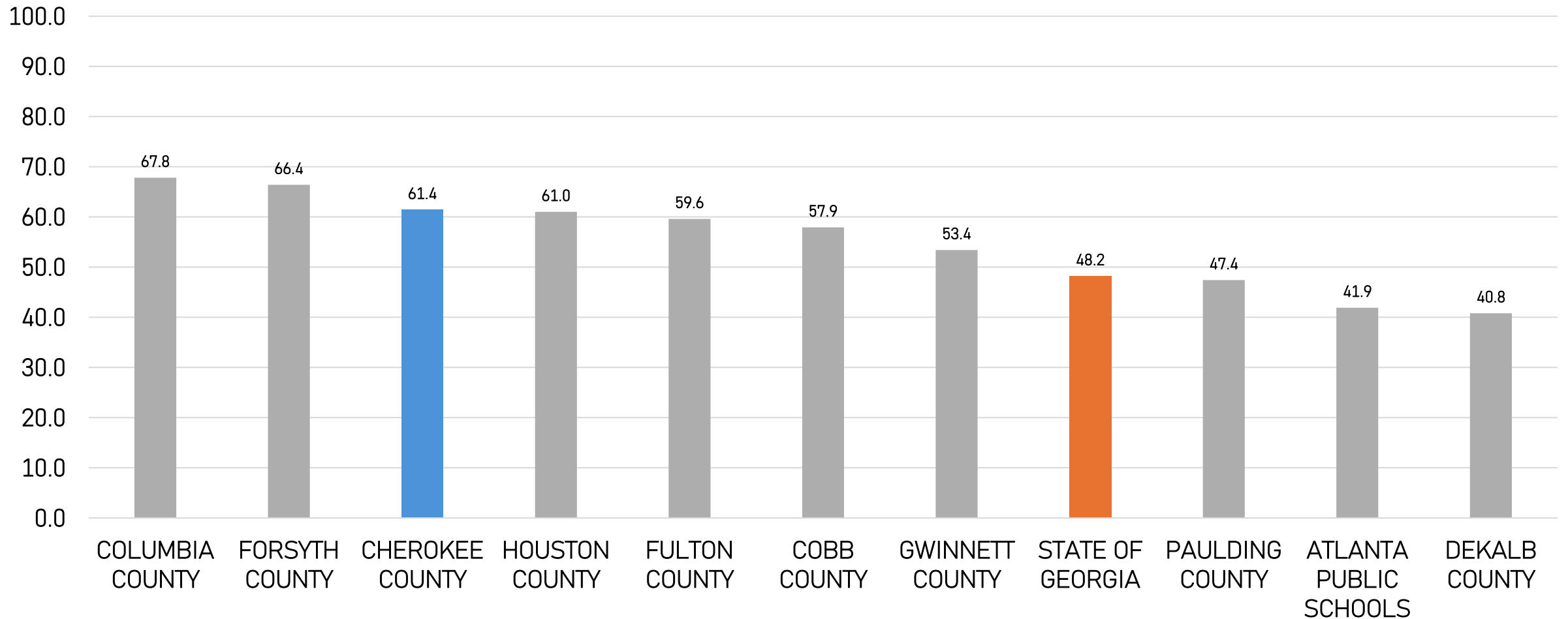
# 4th Grade English Language Arts State Comparison School Districts

4th Grade ELA (Proficient and Above)



# 5th Grade English Language Arts State Comparison School Districts

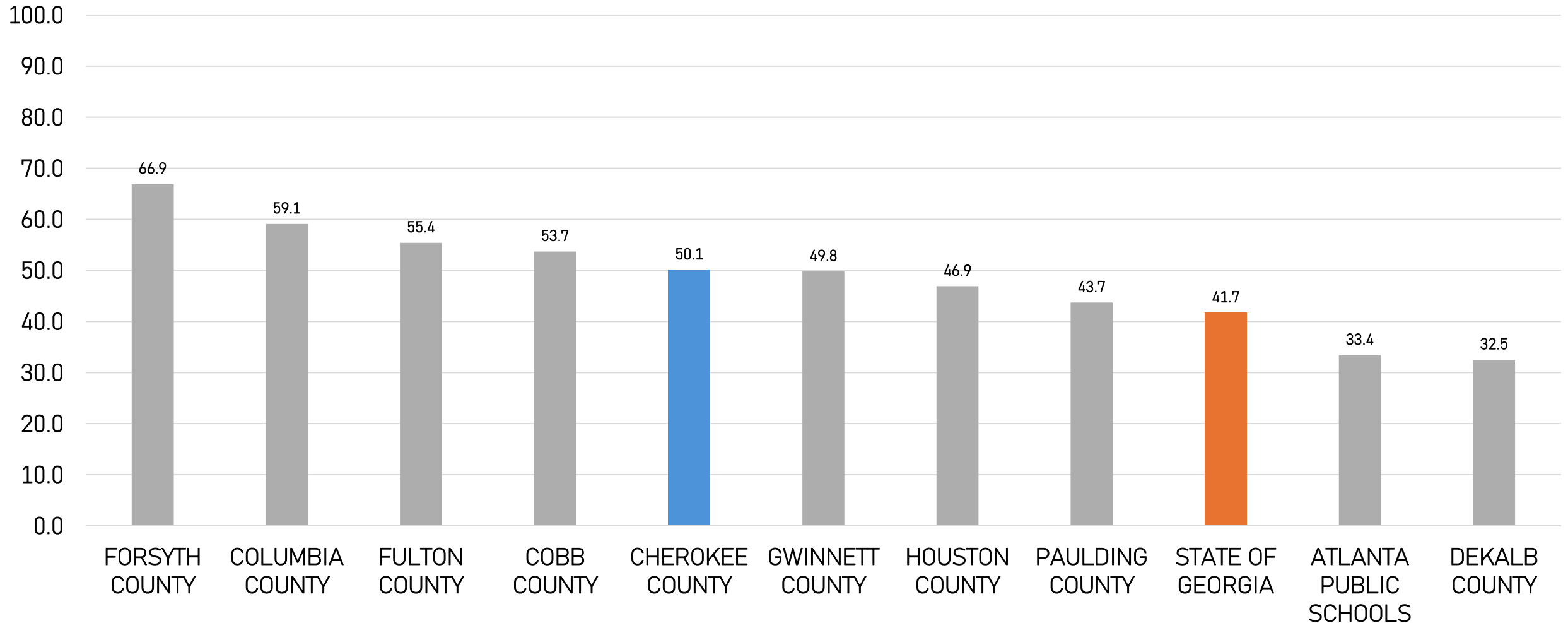
5th Grade ELA (Proficient and Above)





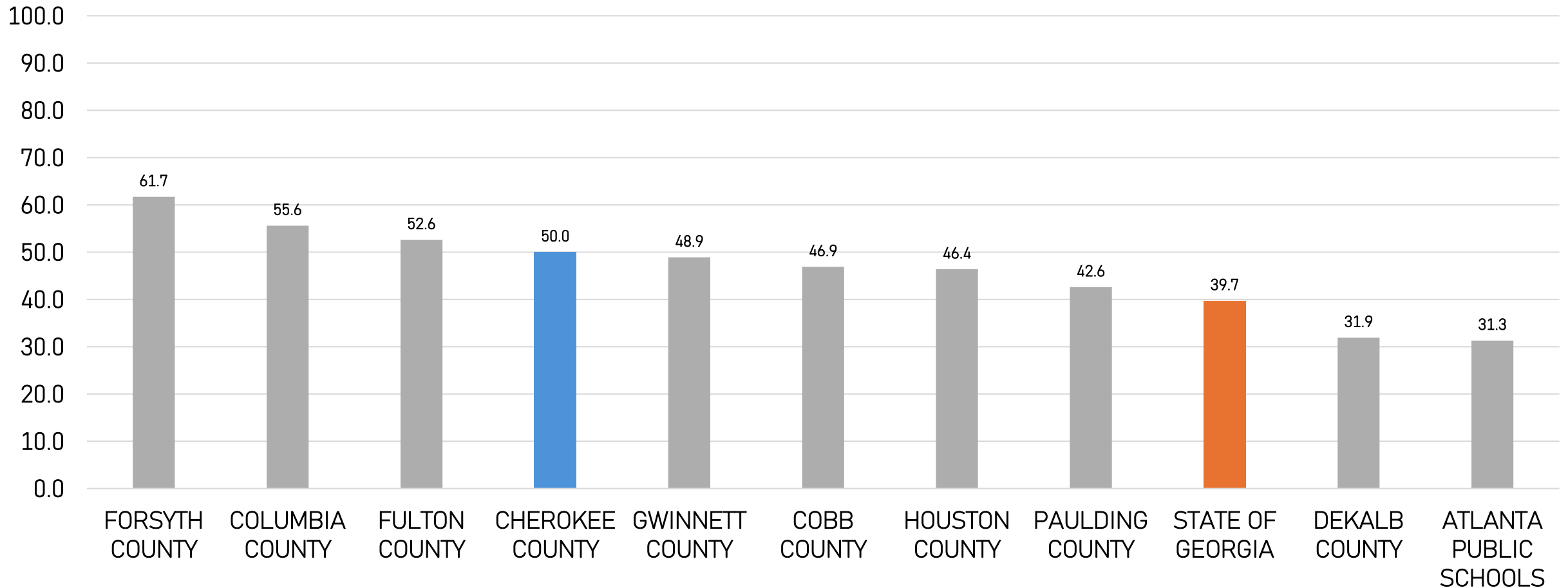
# 6th Grade English Language Arts State Comparison School Districts

6th Grade ELA (Proficient and Above)



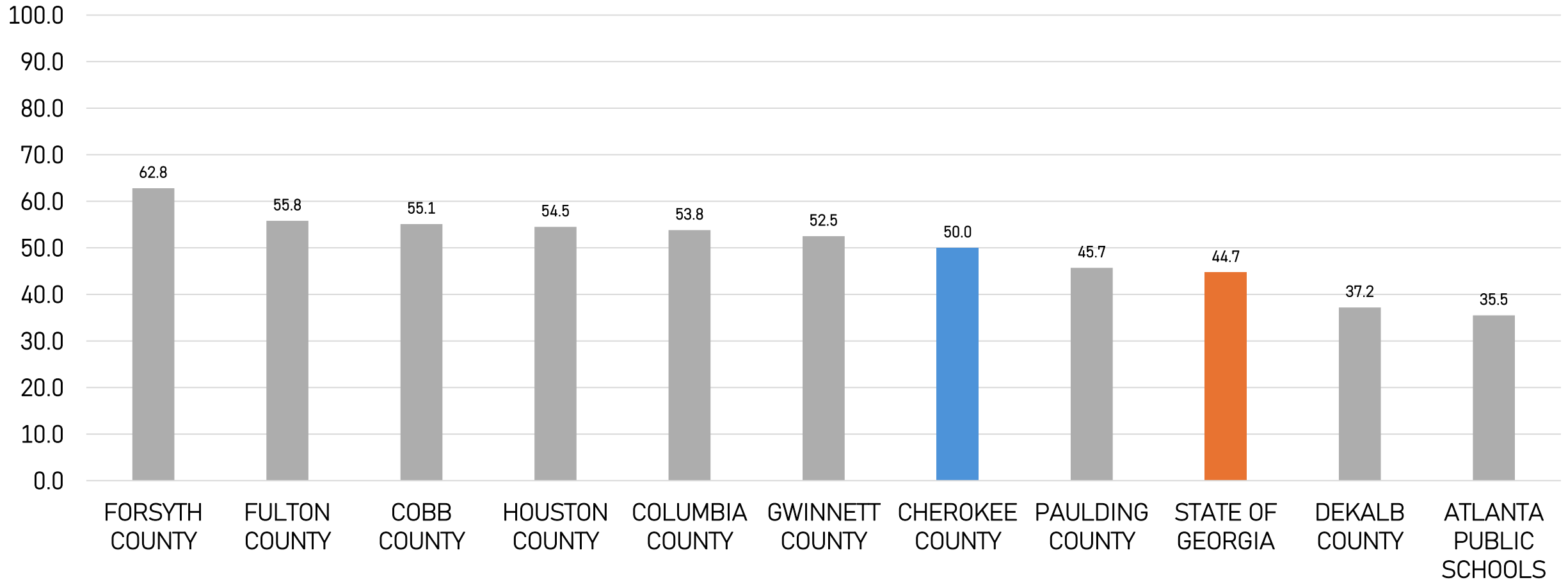
# 7th Grade English Language Arts State Comparison School Districts

7th Grade ELA (Proficient and Above)



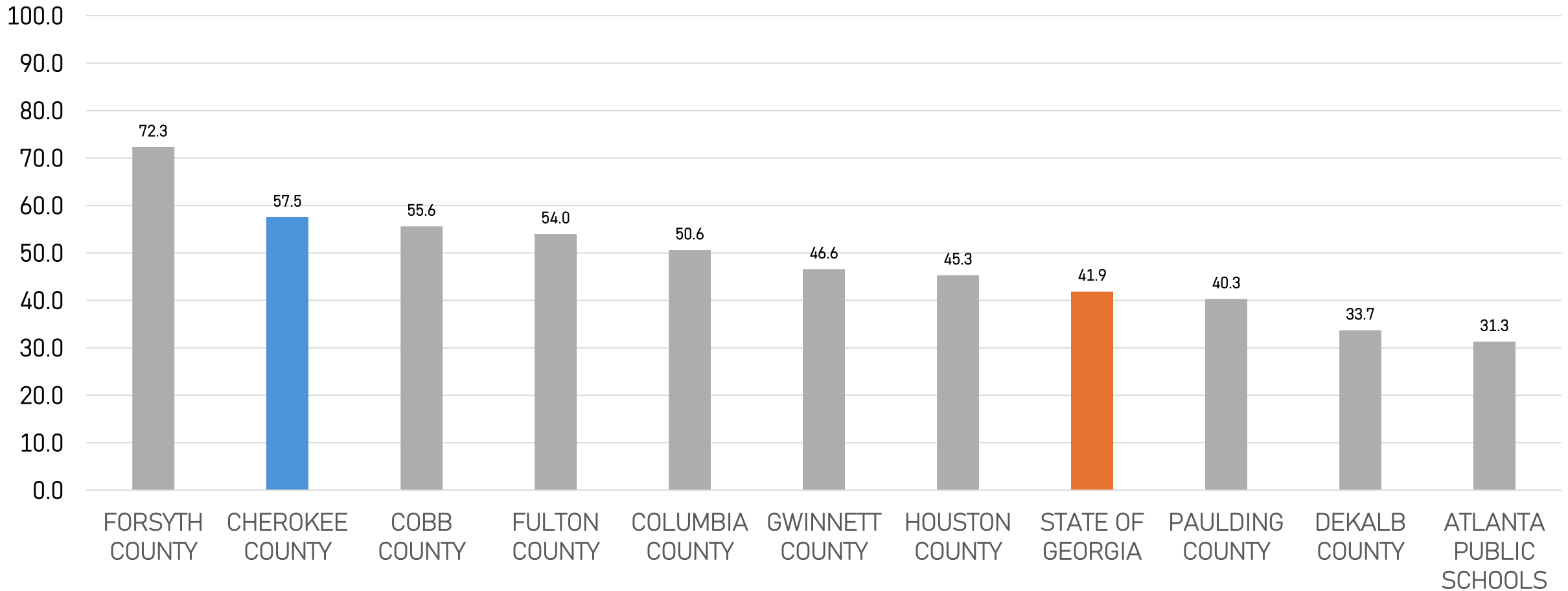
# 8th Grade English Language Arts State Comparison School Districts

8th Grade ELA (Proficient and Above)



# American Literature English Language Arts State Comparison School Districts

American Literature (Proficient and Above)







Cherokee County  
School District

# Reading Performance



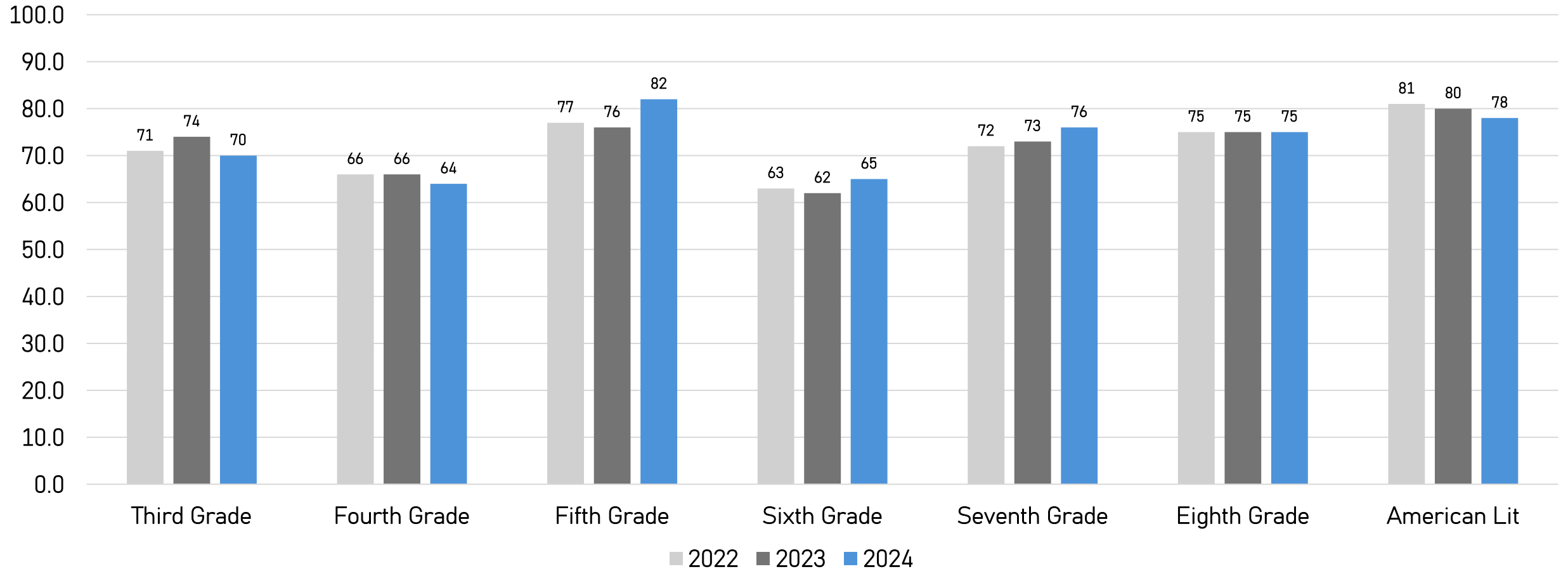
# Combined ES/MS/HS Reading Local School Bright Spots (2022-2024)

Increased in Three Grade Levels	Increased in Two Grade Levels	Increased in One Grade Level	Increased in One Grade Level
Clayton ES Dean Rusk MS Teasley MS	Arnold Mill ES Ball Ground ES Bascomb ES Boston ES Free Home ES Hasty ES Hickory Flat ES Holly Springs ES Indian Knoll ES	Johnston ES Little River ES Oak Grove ES R. M. Moore ES Woodstock ES Creekland MS E.T. Booth MS Freedom MS Mill Creek MS	Avery ES Carmel ES Knox ES Liberty ES Macedonia ES Mountain Road ES
<b>Increased in American Literature</b>			
River Ridge HS			

# Reading

## District Performance Over Time (2022-2024)

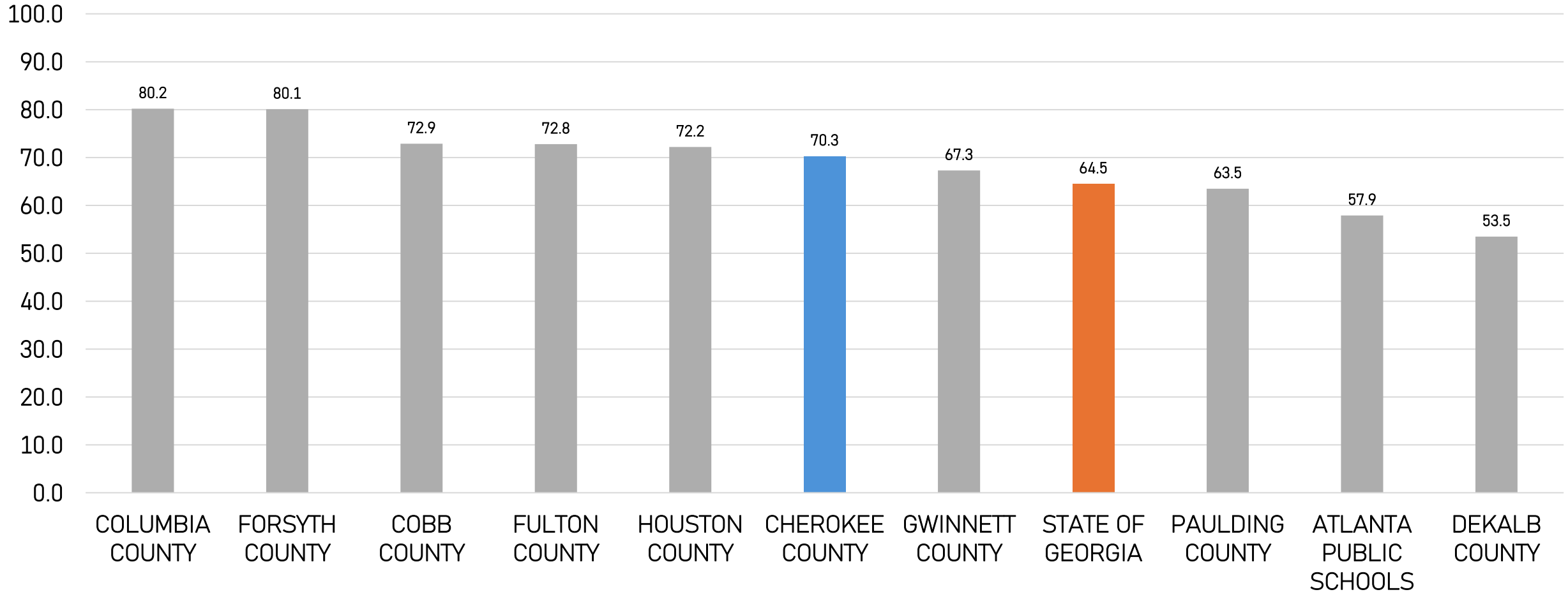
Percent Reading At or Above Grade Level





# 3rd Grade Reading State Comparison School Districts

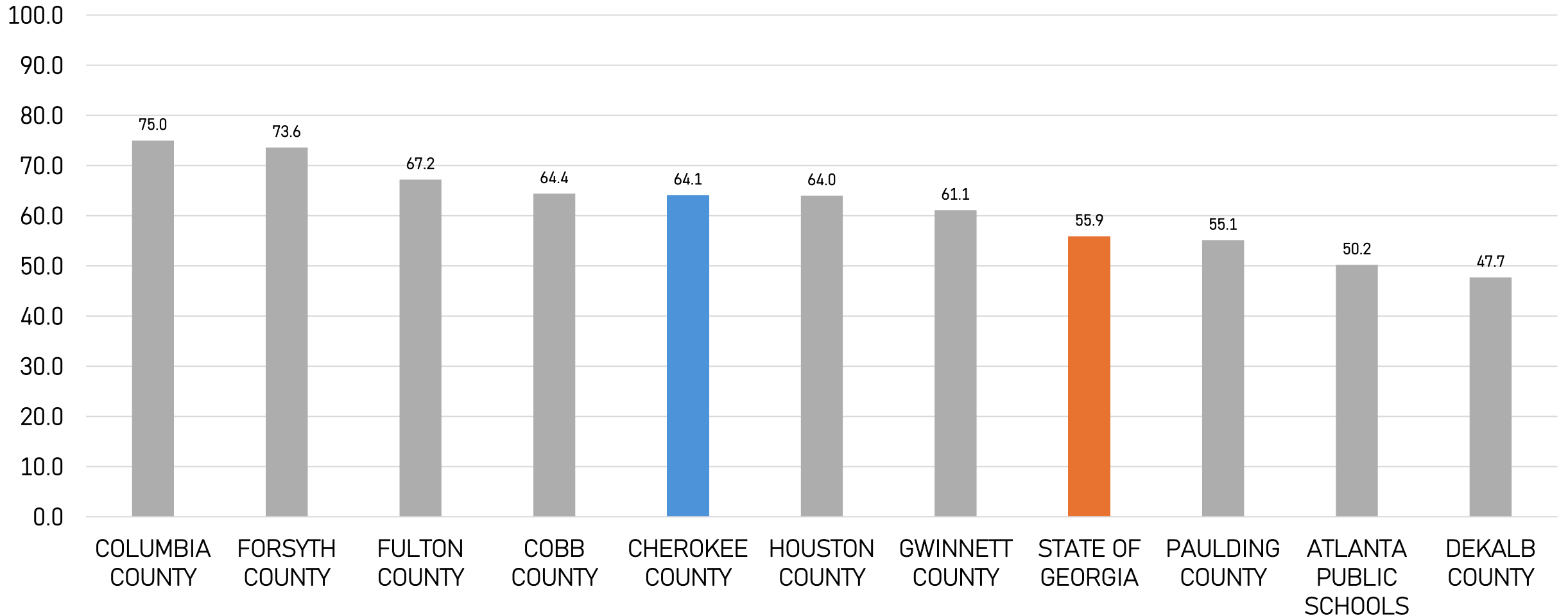
3rd Grade Reading (At or Above Grade Level)





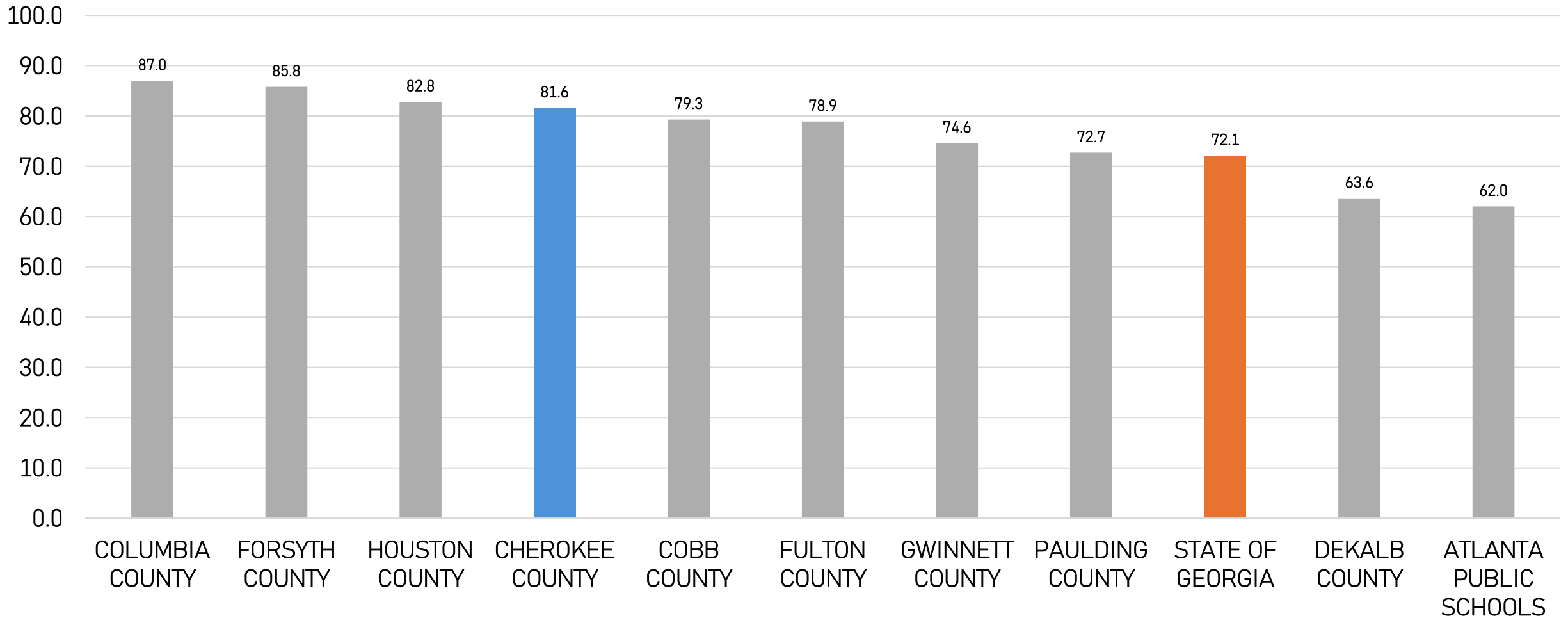
# 4th Grade Reading State Comparison School Districts

4th Grade Reading (At or Above Grade Level)



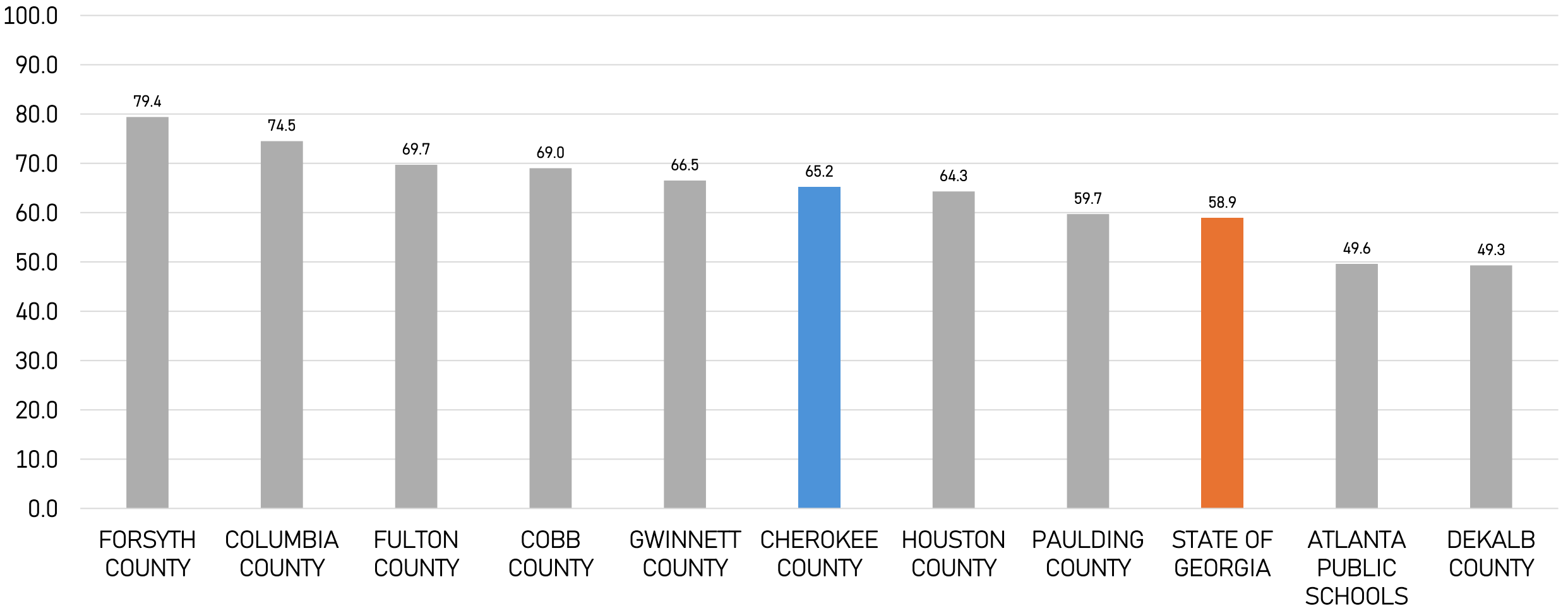
# 5th Grade Reading State Comparison School Districts

5th Grade Reading (At or Above Grade Level)



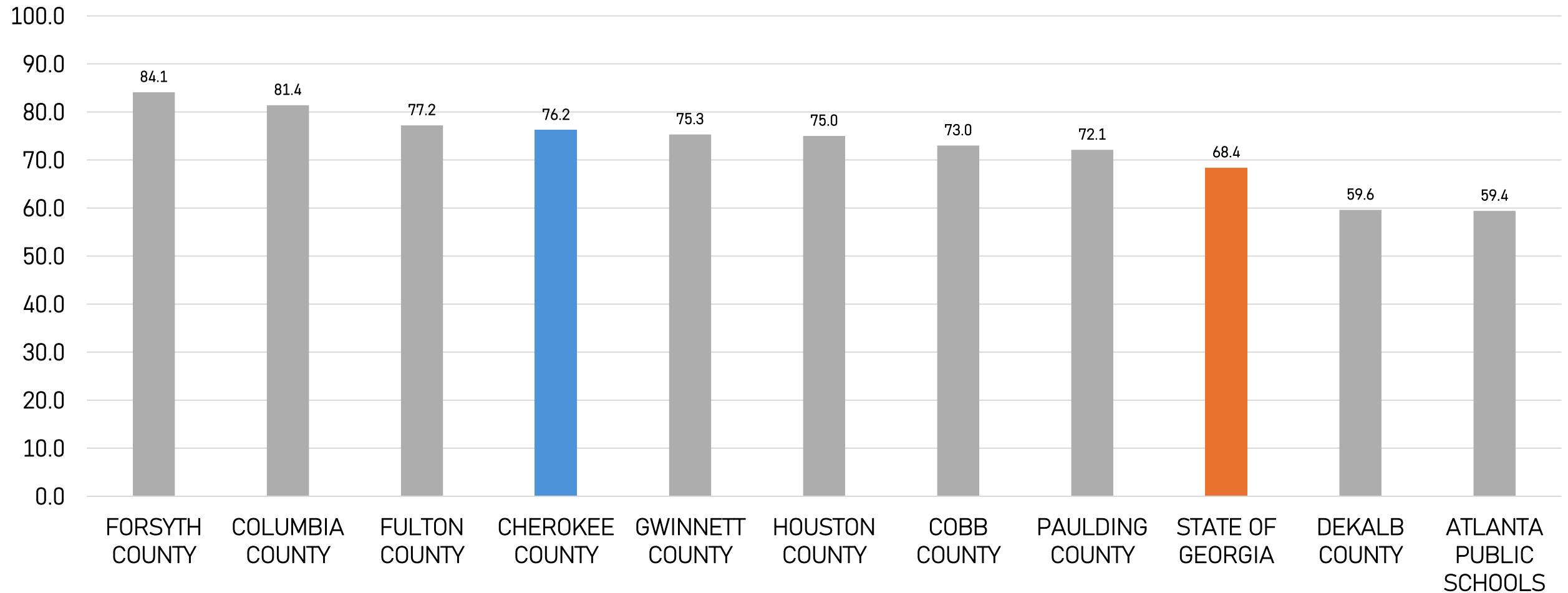
# 6th Grade Reading State Comparison School Districts

6th Grade Reading (At or Above Grade Level)



# 7th Grade Reading State Comparison School Districts

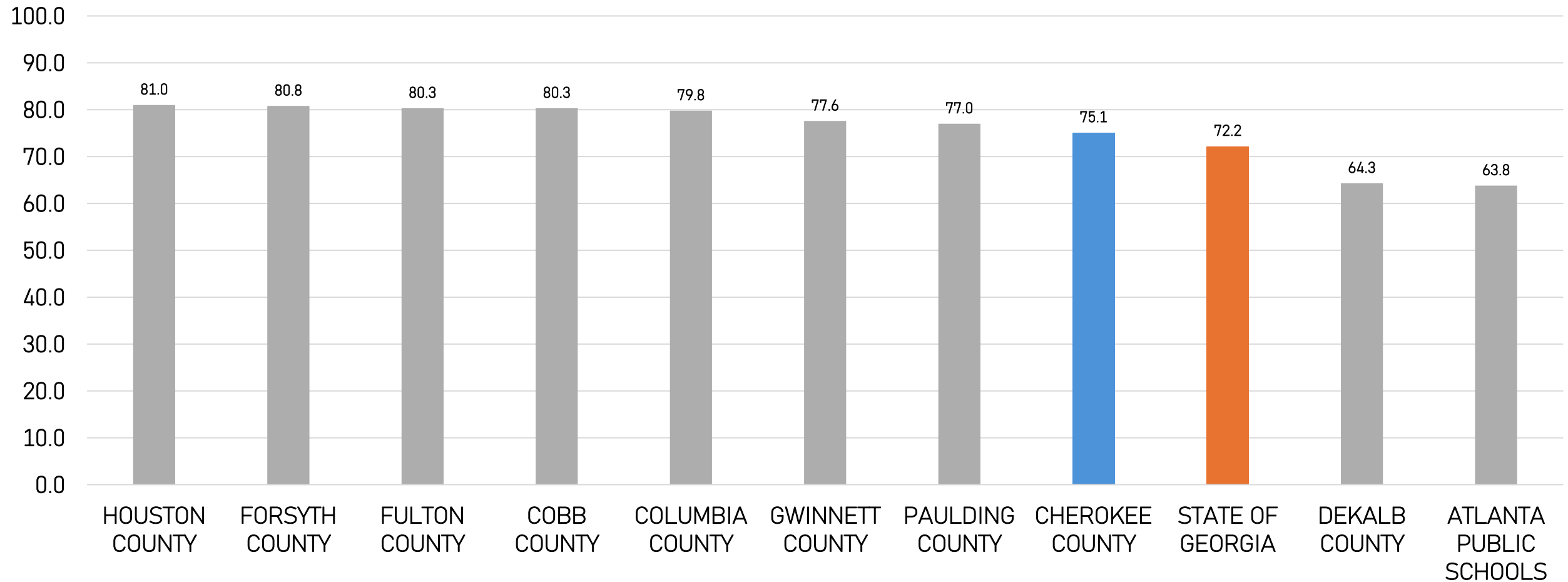
7th Grade Reading (At or Above Grade Level)





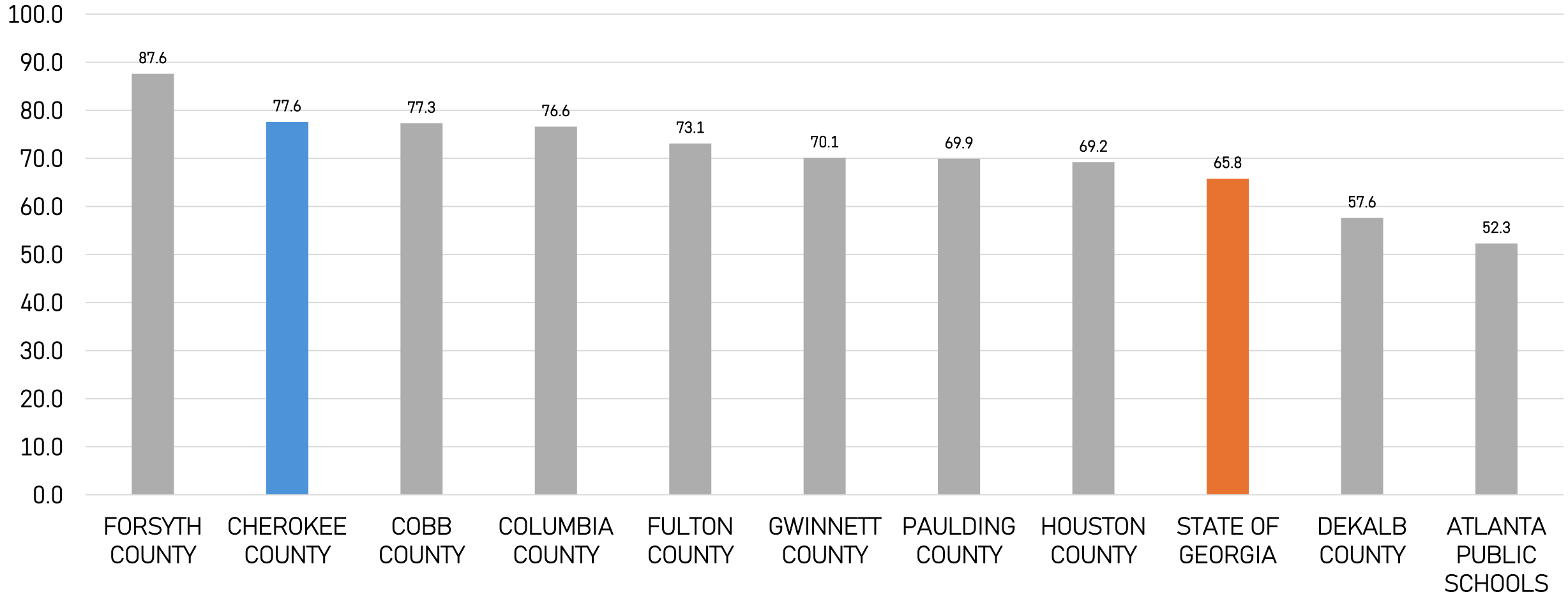
# 8th Grade Reading State Comparison School Districts


8th Grade Reading (At or Above Grade Level)



# American Literature Reading State Comparison School Districts

American Literature Reading (At or Above Grade Level)





Cherokee County  
School District

# Science Performance



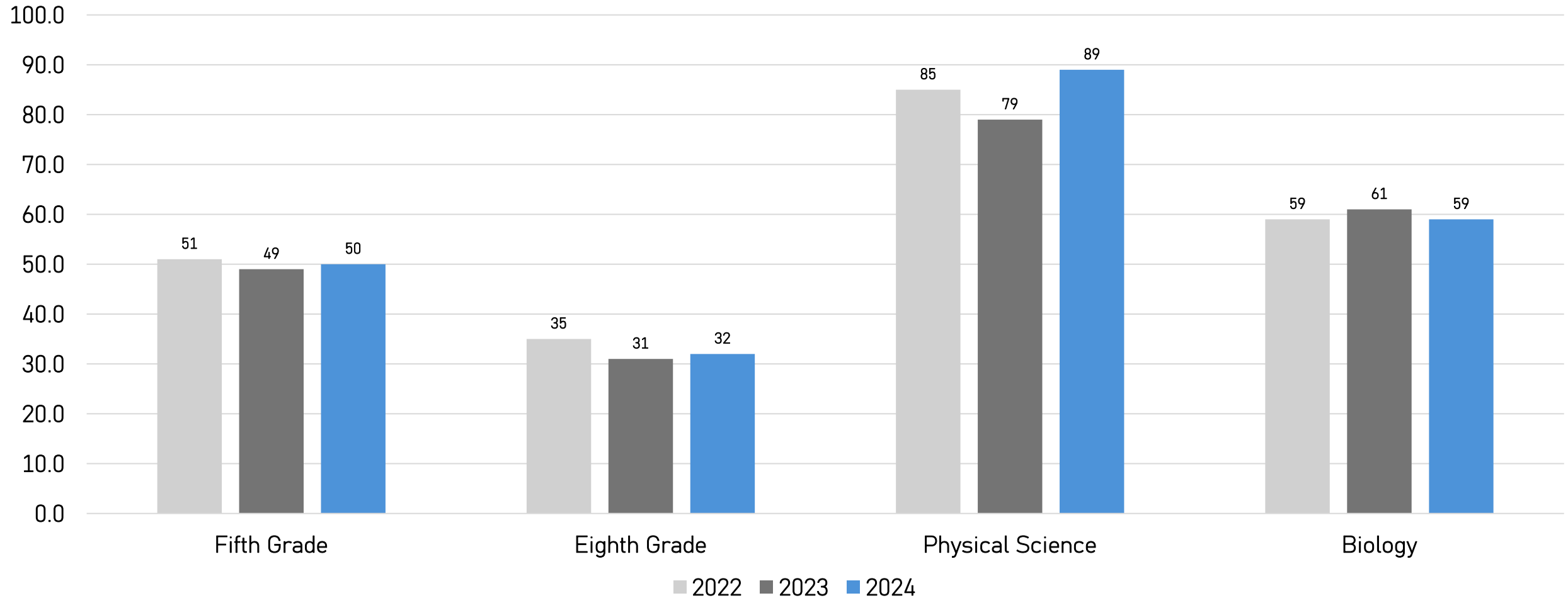
# Combined ES/MS/HS Science Local School Bright Spots (2022-2024)

Increased in 5th Grade	
Avery ES Ball Ground ES Carmel ES Free Home ES Hickory Flat ES	Indian Knoll ES Johnston ES Little River ES Macedonia ES Oak Grove ES R.M. Moore ES
Increased in 8th Grade Science	Increased in HS Physical Science
Creekland MS Freedom MS	E.T. Booth MS Freedom MS Mill Creek MS Teasley MS
Increased in Biology	
Creekview HS River Ridge HS	

# Science

## District Performance Over Time (2022-2024)

Percent Proficient and Above

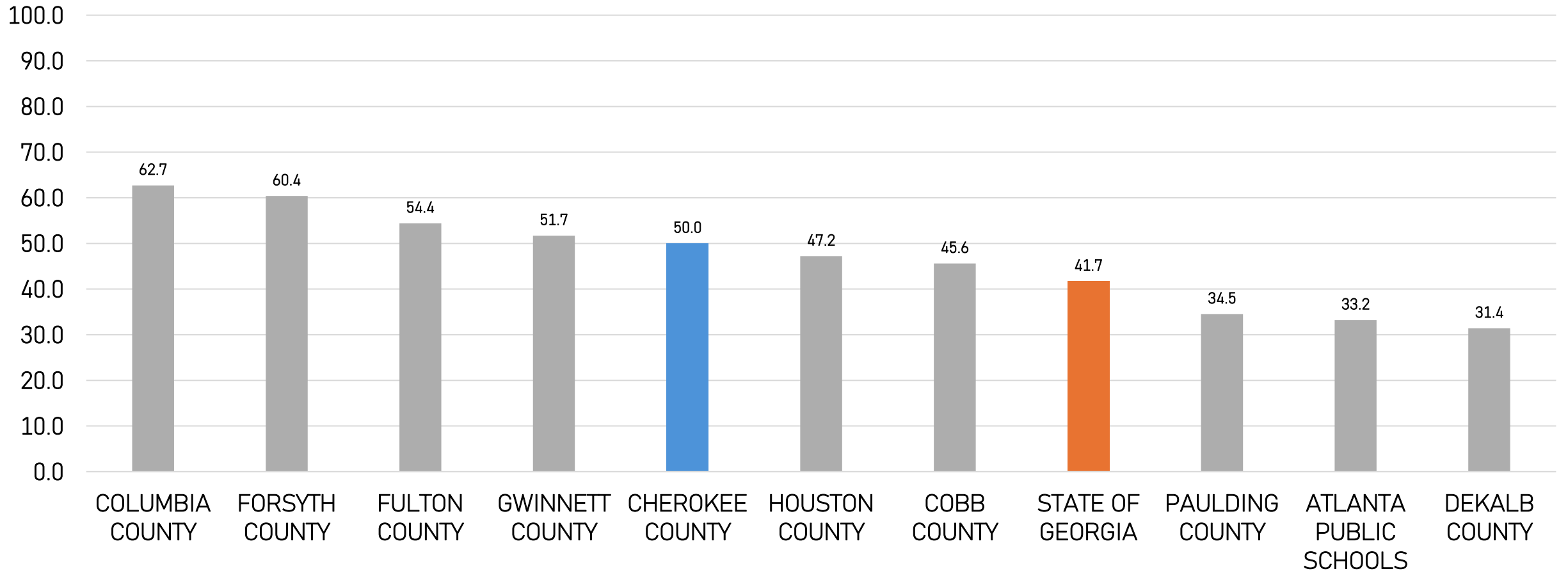




# 5th Grade Science

## State Comparison School Districts

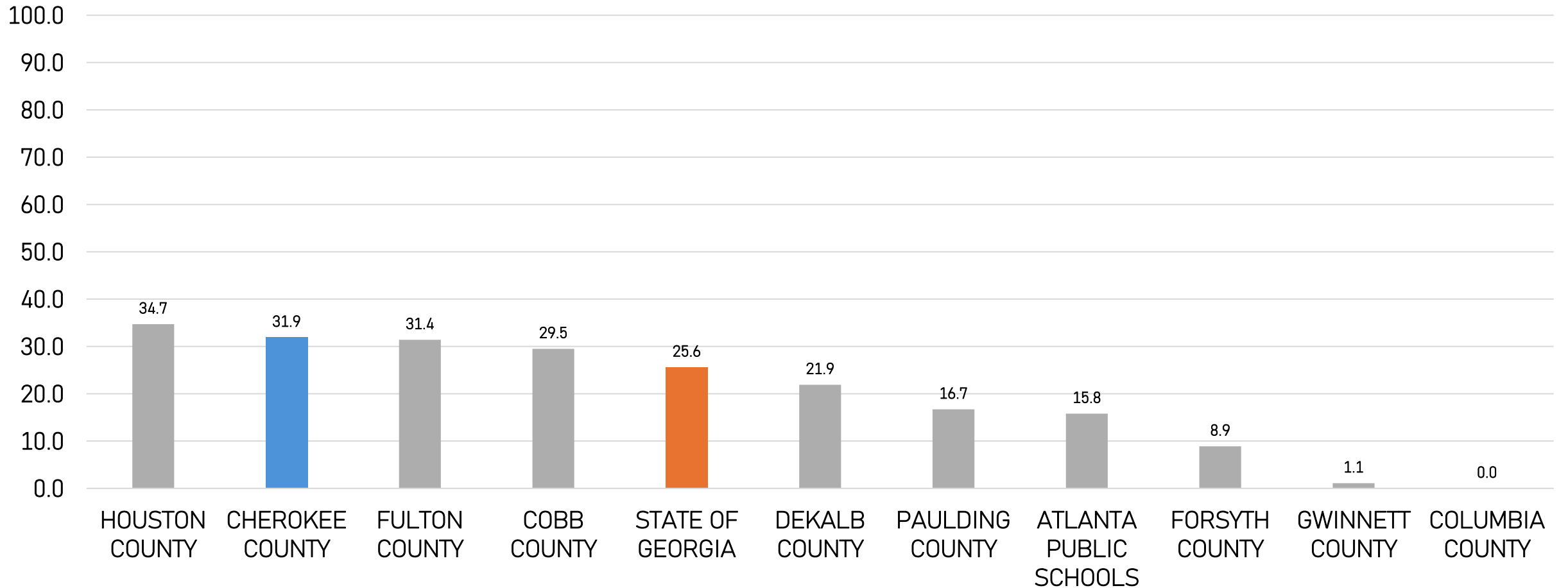
5th Grade Science (Proficient and Above)



# 8th Grade Science

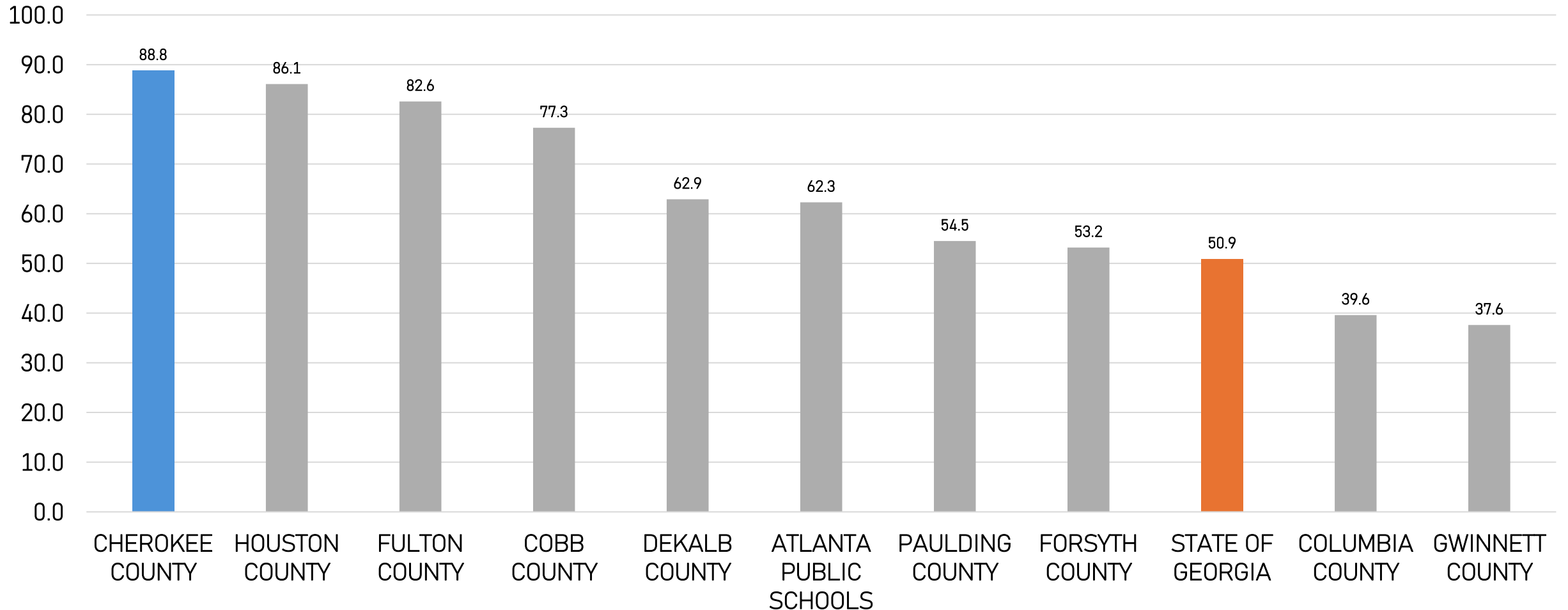
## State Comparison School Districts

8th Grade Science (Proficient and Above)



# HS Physical Science State Comparison School Districts

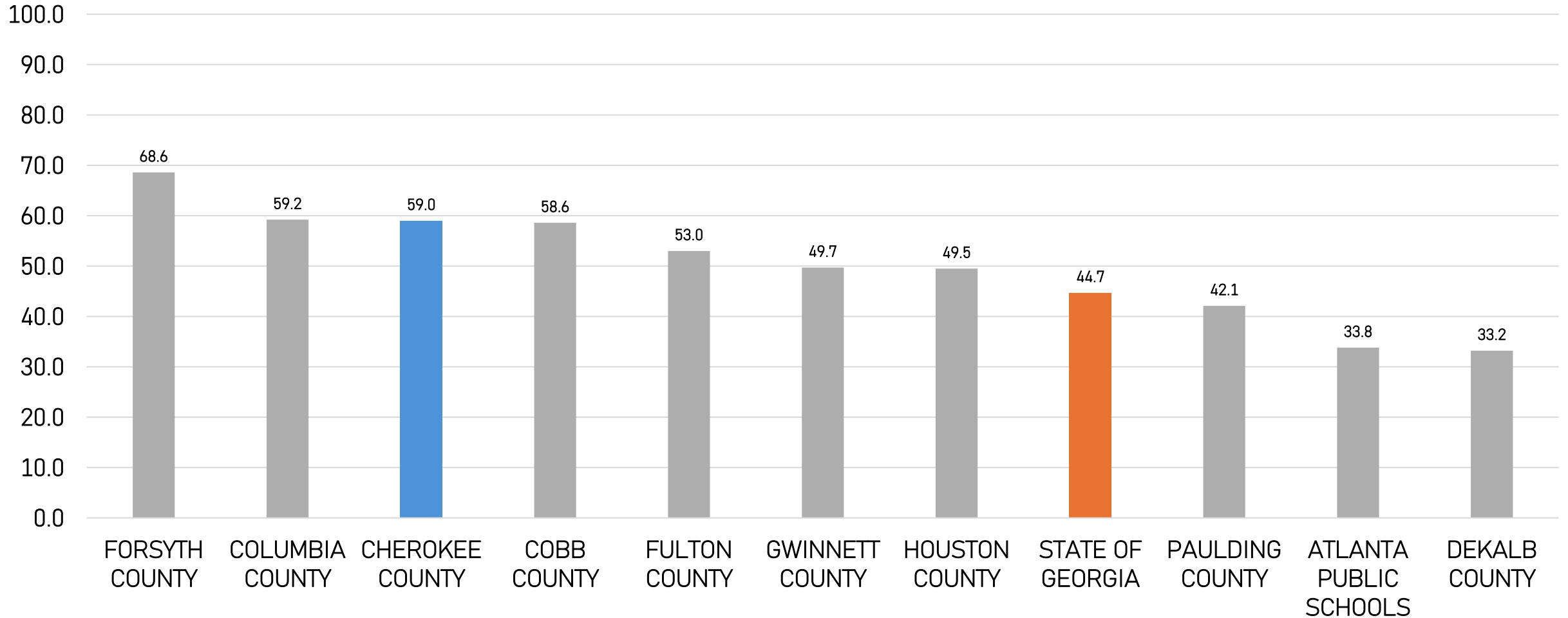
HS Physical Science (Proficient and Above)



# Biology

## State Comparison School Districts

Biology (Proficient and Above)











# Combined MS/HS Social Studies Local School Bright Spots (2022-2024)

## Increased in 8th Grade Social Studies

Creekland MS  
Dean Rusk MS  
E.T. Booth MS  
Freedom MS

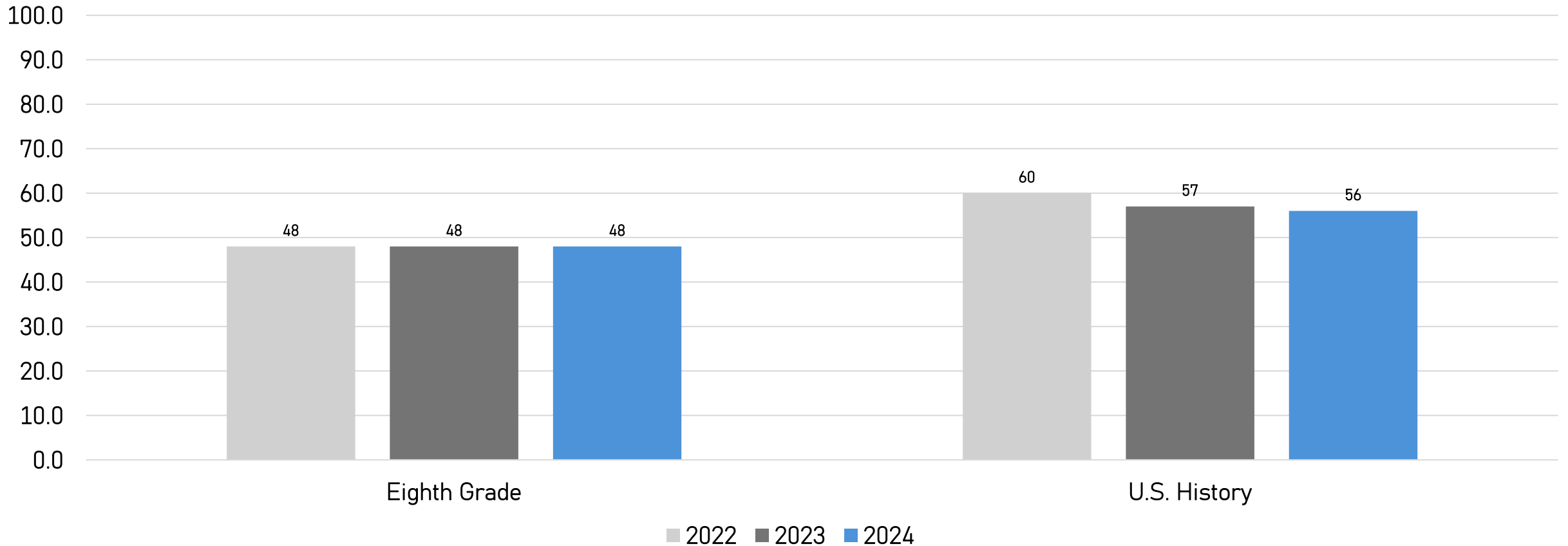
## Increased in U.S. History

Creekview HS  
River Ridge HS  
Woodstock HS

# Social Studies

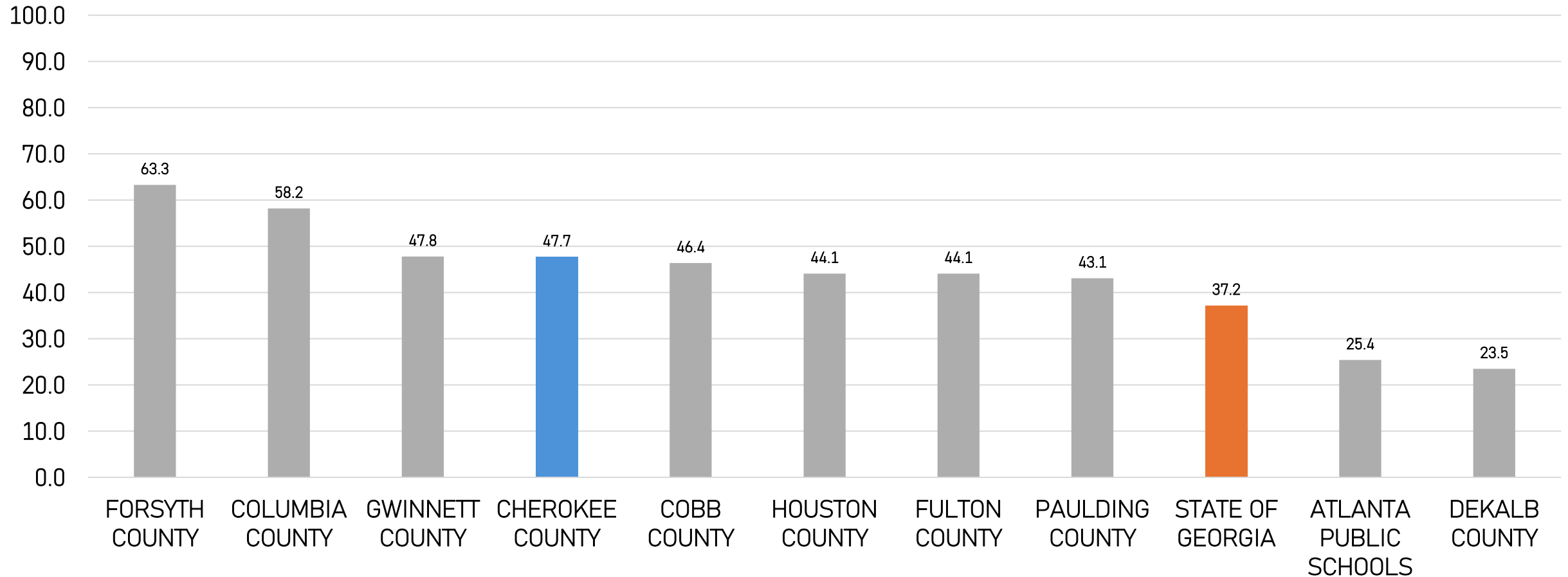
## District Performance Over Time (2022-2024)

Percent Proficient and Above



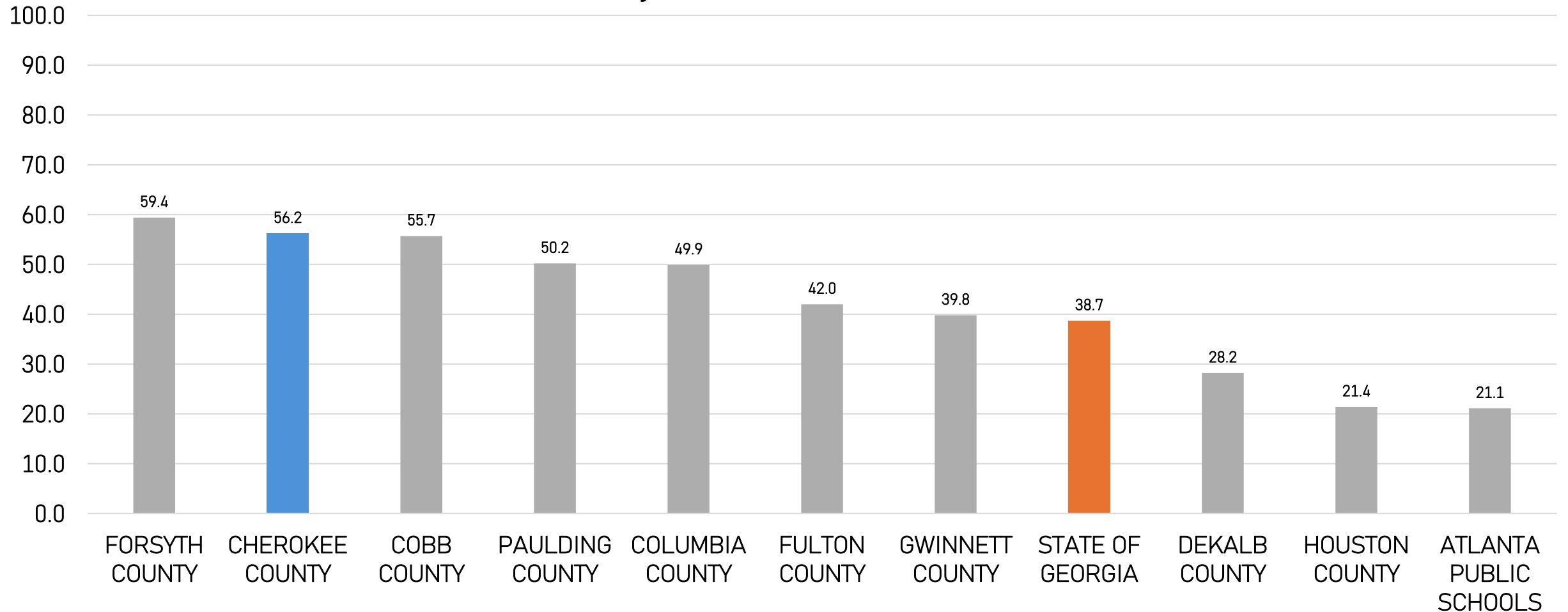
# 8th Grade Social Studies State Comparison School Districts

8th Grade Social Studies (Proficient and Above)



# U.S. History Social Studies State Comparison School Districts

U.S. History (Proficient and Above)





# 2024 Milestones Review

## Overall District Highlights

### English Language Arts

**5th Grade** - Double digit growth in proficient and above from 2023 to 2024

- Ball Ground, Bascomb, Hickory Flat, Holly Springs, Knox, Johnston, Liberty, Little River, Macedonia, Oak Grove, R. M. Moore, and Woodstock

**7th Grade** - Double digit growth in proficient and above from 2023 to 2024

- Mill Creek

**American Literature** - 2nd among comparison districts





# 2024 Milestones Review

## Overall District Highlights

### Science

**8th Grade Science** - 2nd among comparison districts

**Physical Science** - Double digit growth in proficient and above from 2023 to 2024

- E.T. Booth, Freedom, and Teasley

**Biology** - 3rd among comparison districts

### Social Studies

**U.S. History** - 2nd among comparison districts



# Next Steps

## **Key Priority #1) Elevate the Excellence in academics and achievement for all students.**

### **Essential to improve student outcomes**

- Teaching & Learning Standards (*SY 2024-25*)
- Toolbox of Teacher Resources aligned to the Standards (*Currently Auditing for Future Work*)
- Mini-Learning Checks (throughout the year) aligned to the Standards (*SY 2025-26*)

### **Essential to improve student outcomes**

- Cohesive K-12 Literacy Model that ties together our investments (*Future Work*)



# Next Steps

## **Key Priority #2) Elevate the Excellence in effective School Board—Superintendent Governance.**

### **Essential to improve student outcomes**

- Core beliefs established by School Board (*Fall 2024*)
- Clear goals set by School Board (*Fall 2024*)
- Aligned Superintendent Evaluation developed by School Board (*Fall 2024*)
- Core policies (*Beginning in Fall 2024*)
- Strategic Plan and Locally-Developed Accountability System aligned with the budget (*Future Work*)



# Next Steps

**Key Priority #3) Elevate the Excellence in the district's coordination and alignment of goals, systems, and processes.**

## **Essential to improve student outcomes**

- Assistant Superintendents defining Effective Instructional Leadership for school principals (*SY 2024-25*).
- Assistant Superintendents/Directors focusing on proactive and regular instructional-focused school-visits (*SY 2024-25*).
- School Leadership & Operations Division partnering with Academics & Accountability Division to re-structure school improvement plan and align goals in ELA and Reading (*SY 2024-25*).
- Decreasing instances of district professional development pulling teachers from instructional time. (*SY 2024-25*).



# Next Steps

**Key Priority #4) Elevate the Excellence by embracing a pervasive high-quality school environment defined by high standards, effective supports, and consistent practices.**

## **Essential to improve student outcomes**

- Increasing consistency, academic ownership, and college/career skills across all school levels.
  - Clarity and consistency in the role of personal devices during the school day (*SY 2024-25*).
  - Clarity and consistency in timely submission of student work (*SY 2024-25*).
  - Printing report cards in Elementary and Middle School (*SY 2024-25*).





## **Performance Defined**

Students are learning more, growing more, and achieving more in CCSD than they could anywhere else

**as evidenced by...**

(In the short term) the metrics designed by the State of Georgia.

(In the long term) the indicators of success designed by our local community.



## **Accountability Defined**

Accountability in CCSD is about having clear goals and when we achieve those goals, we celebrate!

And when we fall short of our goals, we adjust the practices, processes, systems, or techniques that we either inherited or developed ourselves in order to improve our outcomes



Cherokee  
County  
School  
District

# Monthly Financial Report

Work Session | 08.15.2024



Mary Elizabeth Davis, PhD  
Superintendent of Schools

**CHEROKEE COUNTY BOARD OF EDUCATION**  
Mary Elizabeth Davis PhD, Superintendent  
Kenneth Owen, Chief Financial Officer

**FINANCIAL REPORT**  
**JULY 2024**

**General Fund**

For the month ending July 31, 2024, the first month of the 2024-25 Fiscal Year, the School District's Operating Account (General Fund) has received \$4,713,758 in revenue (year-to-date) consisting of state funds of \$4,104,011 (1% of budget), \$114,225 local revenues (0% of budget), and other funds of \$495,522 (16% of budget). All operating expenditures of \$13,173,734 (2% of budget) are within the Board of Education's approved 2024-25 budget.

**Building Fund/Ed-SPLOST Collections**

The Capital Outlay Fund balance of \$106,070,519 as of July 31, 2024 reflects Special Purpose Local Option Sales Tax for Education (Ed-SPLOST) collections, proceeds of bond sales for capital outlay purposes, and transfers from the General Fund less bond refundings, bond issuance costs, transfers of Ed-SPLOST to the Debt Service Fund and capital outlay expenses paid.

Cherokee County School District received \$5,612,665 for sales tax collections received in July 2024, for the month of June 2024, the 21st month of 60 monthly sales tax collections for the 2022-2027 SPLOST. Collections received were above projections for the month by \$697,772 and above cumulative projections by \$17,390,664. For timely and proper reporting, June Ed-SPLOST revenue was accrued in June 2024 in the Building Fund.

Ed-SPLOST collections are accumulated within the Building Fund to be used for specified capital outlay purchases (limited pay-as-you-go) and transferred to the Debt Service Fund at the appropriate time to meet annual bond obligations (January and July). Excess Ed-SPLOST collections above projections are used to meet critical capital outlay needs and/or transferred to the Debt Service Fund as a safeguard against future negative economic conditions, assuring the School District can meet future bond payments.

**Debt Service Fund**

The Debt Service Fund balance as of July 31, 2024 is \$61,767,326 representing funds accumulated from Ed-SPLOST collections, collections from the 1.5 mills of property tax approved by the School Board, interest earned from investments and Invested Sinking Fund earnings. The Invested Sinking Fund is attached to the Series 2010B Bond issuance and is structured to fully pay the annual debt service on the Series 2010B bonds through August 2028. Annual Debt Service payments are made in February and August of each year, according to the Debt Service Schedule published annually in the Cherokee County School District Budget Book.

**Federal/State/Competitive Grants and School Nutrition Funds**

The School Nutrition Fund Balance as of July 31, 2024 is \$18,968,558 and represents the difference between revenues from all sources and all expenditures. This amount is held in reserve to cover potential funding shortfalls or unexpected expenses.

Federal, State and Competitive grant funds are annually awarded to the School District based on funding formulas (Federal Title Programs) and/or program applications (State and competitive grants). As funds are expended, reimbursements are sought from the various programs. Local funds are not intended to cover shortfalls within grant programs nor are grants intended to carry a fund balance.

**CHEROKEE COUNTY SCHOOL DISTRICT  
FINANCIAL REPORT  
AS OF JULY 31, 2024**

<b>BALANCE SHEET</b>	<b>GENERAL FUND</b>	<b>DEBT SERVICE FUND</b>	<b>BUILDING FUND</b>	<b>FED FUNDS/ SCHOOL NUTRITION</b>	<b>TOTAL</b>
<b>ASSETS</b>					
Cash and Cash Equivalents	\$ 113,828,566	\$ 1,448,422	\$ 111,377,013	\$ 10,549,241	\$ 237,203,242
Investments	-	53,685,867	-	-	53,685,867
Receivables	24,248,748	1,733,037	322	10,206,684	36,188,791
Inventories	1,017,386	-	-	495,332	1,512,718
<b>TOTAL ASSETS</b>	<b>\$ 139,094,700</b>	<b>\$ 56,867,326</b>	<b>\$ 111,377,335</b>	<b>\$ 21,251,257</b>	<b>\$ 328,590,618</b>
<b>LIABILITIES</b>					
Accounts Payable	\$ 1,453,945	\$ -	\$ 406,816	\$ 863,557	\$ 2,724,318
Salaries and Benefits Payable	16,877,422	-	-	1,419,142	18,296,564
<b>FUND BALANCE</b>	<b>120,763,333</b>	<b>56,867,326</b>	<b>110,970,519</b>	<b>18,968,558</b>	<b>307,569,736</b>
<b>TOTAL LIABILITIES AND FUND BALANCE</b>	<b>\$ 139,094,700</b>	<b>\$ 56,867,326</b>	<b>\$ 111,377,335</b>	<b>\$ 21,251,257</b>	<b>\$ 328,590,618</b>
<b>REVENUE AND EXPENSE</b>					
<b>REVENUE</b>	\$ 4,713,758	\$ 43,313	\$ 602,881	\$ 587,029	\$ 5,946,981
<b>EXPENDITURES</b>	13,173,734	37,460,572	2,102,575	836,272	53,573,153
<b>EXCESS REVENUE OVER EXPENDITURES</b>	(8,459,976)	(37,417,259)	(1,499,694)	(249,243)	(47,626,172)
<b>OTHER FINANCING SOURCES (USES)</b>	341,565	23,844,998	(23,844,998)	-	341,565
<b>BEGINNING FUND BALANCE</b>	128,881,744	70,439,587	136,315,211	19,217,801	354,854,343
<b>ENDING FUND BALANCE</b>	<b>\$ 120,763,333</b>	<b>\$ 56,867,326</b>	<b>\$ 110,970,519</b>	<b>\$ 18,968,558</b>	<b>\$ 307,569,736</b>



**CHEROKEE COUNTY SCHOOL DISTRICT  
GENERAL FUND COMPARISON OF BUDGET TO ACTUAL  
JULY 1, 2024 - JULY 31, 2024**

	2024-2025			
	APPROVED BUDGET	YEAR TO DATE	ENCUMBRANCES	AVAILABLE BUDGET
<b>REVENUE</b>				
Local Revenue	\$ 308,970,083	\$ 114,225		\$ 308,855,858
State Revenue	284,984,603	4,104,011		280,880,592
Federal Revenue	217,661	-		217,661
Investment Earnings	2,967,607	495,522		2,472,085
<b>TOTAL REVENUE</b>	<b>597,139,954</b>	<b>4,713,758</b>		<b>592,426,196</b>
<b>EXPENDITURES</b>				
Instructional Services	395,034,393	1,997,051	\$ 685,722	392,351,620
Pupil Services	26,831,506	327,170	110,455	26,393,881
Improvement of Instructional Services	23,570,187	2,298,769	3,072,371	18,199,047
Instructional Staff Training	823,888	-	-	823,888
Educational Media Services	6,213,059	113,966	32,123	6,066,970
General Administration	4,379,268	289,815	3,603	4,085,850
School Administration	35,164,383	2,784,987	8,049	32,371,347
Support Services-Business	4,254,775	514,024	11,905	3,728,846
Maintenance & Operation of Plant Services	49,894,990	2,896,778	2,094,115	44,904,097
School Safety and Security	-	300,147	37,733	(337,880)
Student Transportation Services	32,323,494	529,259	3,398,371	28,395,864
Support Services-Central	7,109,745	1,121,768	23,331	5,964,646
School Nutrition Program	208,408	-	-	208,408
<b>TOTAL EXPENDITURES</b>	<b>585,808,096</b>	<b>13,173,734</b>	<b>9,477,778</b>	<b>563,156,584</b>
<b>OTHER FINANCING SOURCES (USES)</b>				
Proceeds from Sale of Assets	162,342	341,565		(179,223)
Accounts Transfers Out	(8,505,731)	-		(8,505,731)
<b>TOTAL OTHER FIN SOURCES (USES)</b>	<b>(8,343,389)</b>	<b>341,565</b>		<b>(8,684,954)</b>
<b>NET CHANGE FUND BALANCES</b>	<b>\$ 2,988,469</b>	<b>\$ (8,118,411)</b>	<b>\$ (9,477,778)</b>	<b>\$ 20,584,658</b>

**CHEROKEE COUNTY SCHOOL DISTRICT  
DEBT SERVICE FUND COMPARISON OF BUDGET TO ACTUAL  
JULY 1, 2024 - JULY 31, 2024**

	2024-2025		
	APPROVED BUDGET	YEAR TO DATE	AVAILABLE BUDGET
<b>REVENUE</b>			
Local Revenue	\$ 23,244,600	\$ -	\$ 23,244,600
Investment Earnings	2,741,028	43,313	2,697,715
Miscellaneous Revenue	2,803,945	-	2,803,945
<b>TOTAL REVENUE</b>	<b>28,789,573</b>	<b>43,313</b>	<b>28,746,260</b>
<b>EXPENDITURES</b>			
Debt Service	79,731,161	37,460,572	42,270,589
<b>TOTAL EXPENDITURES</b>	<b>79,731,161</b>	<b>37,460,572</b>	<b>42,270,589</b>
<b>OTHER FINANCING SOURCES (USES)</b>			
Accounts Transfers In	28,744,998	23,844,998	4,900,000
<b>TOTAL OTHER FIN SOURCES (USES)</b>	<b>28,744,998</b>	<b>23,844,998</b>	<b>4,900,000</b>
<b>NET CHANGE FUND BALANCES</b>	<b>\$ (22,196,590)</b>	<b>\$ (13,572,261)</b>	<b>\$ (8,624,329)</b>

**CHEROKEE COUNTY SCHOOL DISTRICT  
BUILDING FUND COMPARISON OF BUDGET TO ACTUAL  
JULY 1, 2024 - JULY 31, 2024**

	2024-2025			
	APPROVED BUDGET	YEAR TO DATE	ENCUMBRANCES	AVAILABLE BUDGET
<b>REVENUE</b>				
Local Revenue	\$ 58,268,745	\$ 21,568		\$ 58,247,177
State Revenue	3,000,000	-		3,000,000
Investment Earnings	4,882,861	581,313		4,301,548
<b>TOTAL REVENUE</b>	<b>66,151,606</b>	<b>602,881</b>		<b>65,548,725</b>
<b>EXPENDITURES</b>				
Instructional Services	22,985,051	2,087,694	\$ 675,742	20,221,615
Support Services-Business	1,160,081	-	-	1,160,081
Facilities Acquisition and Construction Svs.	187,787,715	14,881	1,595,541	186,177,293
<b>TOTAL EXPENDITURES</b>	<b>211,932,847</b>	<b>2,102,575</b>	<b>2,271,283</b>	<b>207,558,989</b>
<b>OTHER FINANCING SOURCES (USES)</b>				
Bond Issuance	105,000,000	-		105,000,000
Premiums on Bonds Sold	15,000,000	-		15,000,000
Accounts Transfers In	6,512,531	-		6,512,531
Accounts Transfers Out	(28,744,998)	(23,844,998)		(4,900,000)
<b>TOTAL OTHER FIN SOURCES (USES)</b>	<b>97,767,533</b>	<b>(23,844,998)</b>		<b>121,612,531</b>
<b>NET CHANGE FUND BALANCES</b>	<b>\$ (48,013,708)</b>	<b>\$ (25,344,692)</b>	<b>\$ (2,271,283)</b>	<b>\$ (20,397,733)</b>

**CHEROKEE COUNTY SCHOOL DISTRICT  
FEDERAL FUNDS AND SCHOOL NUTRITION COMPARISON OF BUDGET TO ACTUAL  
JULY 1, 2024 - JULY 31, 2024**

	2024-2025			
	APPROVED BUDGET	YEAR TO DATE	ENCUMBRANCES	AVAILABLE BUDGET
<b>REVENUE</b>				
Local Revenue	\$ 8,238,909	\$ -		\$ 8,238,909
State Revenue	1,719,985	-		1,719,985
Federal Revenue	31,604,659	514,408		31,090,251
Investment Earnings	593,240	72,621		520,619
<b>TOTAL REVENUE</b>	<b>42,156,793</b>	<b>587,029</b>		<b>41,569,764</b>
<b>EXPENDITURES</b>				
Instructional Services	10,560,299	207,451	\$ -	10,352,848
Pupil Services	5,844,962	85,119	-	5,759,843
Improvement of Instructional Services	609,717	25,418	-	584,299
Instructional Staff Training	2,443,104	20,580	4,604	2,417,920
Maintenance & Operation of Plant Services	4,350	2,474	-	1,876
Student Transportation Services	521,015	-	-	521,015
Support Services-Central	218,190	36,750	-	181,440
School Nutrition Program	23,341,007	458,480	32,583	22,849,944
<b>TOTAL EXPENDITURES</b>	<b>43,542,644</b>	<b>836,272</b>	<b>37,187</b>	<b>42,669,185</b>
<b>OTHER FINANCING SOURCES (USES)</b>				
Accounts Transfers In	1,385,851	-		1,385,851
<b>TOTAL OTHER FIN SOURCES (USES)</b>	<b>1,385,851</b>	<b>-</b>		<b>1,385,851</b>
<b>NET CHANGE FUND BALANCES</b>	<b>\$ -</b>	<b>\$ (249,243)</b>	<b>\$ (37,187)</b>	<b>\$ 286,430</b>

CHEROKEE COUNTY SCHOOL DISTRICT  
SPECIAL PURPOSE LOCAL OPTION SALES TAX (2022-2027)  
COMPARISON OF COLLECTIONS  
THROUGH JULY 31, 2024

REPORTING MONTH	60 MONTH COLLECTION MONTH	PERIOD	PROJECTED COLLECTIONS	ACTUAL COLLECTIONS	DIFFERENCE ACTUAL AND PROJECTED COLLECTIONS
November 2022	October 2022	1	\$ 4,636,009	\$ 5,328,786	\$ 692,777
December 2022	November 2022	2	4,807,242	5,405,654	598,412
January 2023	December 2022	3	5,104,524	6,617,076	1,512,552
February 2023	January 2023	4	4,824,820	4,852,679	27,859
March 2023	February 2023	5	4,062,238	4,697,475	635,237
April 2023	March 2023	6	4,325,376	5,419,587	1,094,211
May 2023	April 2023	7	4,448,443	5,296,122	847,679
June 2023	May 2023	8	4,604,100	5,494,145	890,045
July 2023	June 2023	9	4,818,522	5,509,360	690,838
August 2023	July 2023	10	4,787,586	5,922,789	1,135,203
September 2023	August 2023	11	4,848,609	5,339,709	491,100
October 2023	September 2023	12	4,619,404	5,276,069	656,665
November 2023	October 2023	13	4,766,013	5,652,592	886,579
December 2023	November 2023	14	4,899,541	5,628,151	728,610
January 2024	December 2023	15	5,403,573	6,715,254	1,311,681
February 2024	January 2024	16	4,921,317	5,110,321	189,004
March 2024	February 2024	17	4,143,483	5,309,129	1,165,646
April 2024	March 2024	18	4,411,884	5,502,215	1,090,331
May 2024	April 2024	19	4,537,412	5,471,342	933,930
June 2024	May 2024	20	4,696,182	5,810,715	1,114,533
July 2024	June 2024	21	5,612,665	4,914,893	697,772
			<u>\$ 99,278,943</u>	<u>\$ 115,274,063</u>	<u>\$ 17,390,664</u>



## 2022-2027 Ed-SPLOST Projected Collections

	2022	2023	2024	2025	2026	2027	TOTAL
January	-	4,824,820	4,921,317	5,019,743	5,120,138	5,222,541	25,108,558
February	-	4,062,238	4,143,483	4,226,353	4,310,880	4,397,097	21,140,052
March	-	4,325,376	4,411,884	4,500,122	4,590,124	4,681,927	22,509,432
April	-	4,448,443	4,537,412	4,628,160	4,720,723	4,815,138	23,149,876
May	-	4,604,100	4,696,182	4,790,105	4,885,907	4,983,625	23,959,919
June	-	4,818,522	4,914,893	5,013,191	5,113,455	5,215,724	25,075,784
July	-	4,787,586	4,883,338	4,981,005	5,080,625	5,182,237	24,914,790
August	-	4,848,609	4,945,582	5,044,493	5,145,383	5,248,291	25,232,358
September	-	4,619,404	4,711,792	4,806,027	4,902,148	5,000,191	24,039,561
October	4,636,009	4,766,013	4,861,333	4,958,560	5,057,731	-	24,279,647
November	4,807,242	4,899,541	4,997,532	5,097,482	5,199,432	-	25,001,229
December	5,104,524	5,403,573	5,511,645	5,621,878	5,734,315	-	27,375,934
<b>TOTALS</b>	<b>\$ 14,547,775</b>	<b>\$ 56,408,226</b>	<b>\$ 57,536,391</b>	<b>\$ 58,687,118</b>	<b>\$ 59,860,861</b>	<b>\$ 44,746,770</b>	<b>\$ 291,787,141</b>



## Projects in Construction

### Cherokee HS Replacement


Replacement Facility

*Carroll Daniel Construction*

Substantial Completion: 12.2025

Anticipated Occupancy: 08.2026

- MEP, fireproofing, interior/exterior masonry walls, and parapet detail continue in the main academic building. Sealing and mastic of duct work are ongoing. Roof drain tie ins have begun. The 3<sup>rd</sup> floor mechanical mezzanine unit installation is underway.
- Construction of the masonry interior/exterior walls continues at the career pathways building. MEP rough-in, parapet detail, and TPO roofing are nearing completion. Air barrier installation is complete.
- Masonry interior/exterior walls are underway at the auxiliary gym/auditorium. Air barrier and roof drain installation have begun. Installation of the TPO roof is ongoing.
- Exterior masonry walls, door frame installation, and MEP rough in for the kitchen/cafeteria are underway. Roof curbs have been set and exterior roof drain tie ins are ongoing.
- Structural steel erection is nearing completion at the main gymnasium. The 2<sup>nd</sup> floor slab and roof decking installation have started. Electrical and plumbing layouts are ongoing.
- Electrical rough in and footings for the field houses continue. The generator pad has been poured and the Musco light base installation is underway.
- Installation of the deceleration lane is ongoing.







## Creekland MS

Classroom Addition

*McKnight Construction Company*

Substantial Completion: 05.2025

Anticipated Occupancy: 08.2025

- Installation of the 2<sup>nd</sup> floor concrete slab is complete.
- Placement of structural steel is complete.
- Roof decking is underway and roofing material is onsite.



## Creekland MS

HVAC Replacement

*Mallory and Evans*

Anticipated Completion: 08.2024

- All equipment has been installed and is cooling properly.
- Gas piping and heating startup are ongoing.





## Creekview HS

Classroom Addition ~ Auxiliary Gym

*McKnight Construction Company*

Substantial Completion: 05.2025

Anticipated Occupancy: 08.2025

- The auxiliary gym retaining wall is complete and civil work is ongoing.
- The 1<sup>st</sup> floor slab for the classroom addition is in place.
- Erection of the structural steel for the classroom addition is 60% complete.
- Cooling for the existing school has been restored.
- Reroofing the existing space is 95% complete.









**Free Home ES Replacement**

Replacement Facility  
Carroll Daniel Construction

Substantial Completion: 10.2024  
Anticipated Occupancy: 08.2025

- Begin the gym floor installation.
- Begin installation of the toilet partitions and bathroom accessories (paper holders, soap dispensers).
- Installation of fencing and landscape activities is ongoing.
- Continue work on the bio cell pond.
- Installation of the generator is complete and initial start-up was successful.







## Woodstock HS

Classroom Addition

SmithBuilt Construction Group

Substantial Completion: 01.2026

Anticipated Occupancy: 08.2026

- Relocation of all existing underground utilities (domestic and fire water lines, gas, power, sewer, and storm drainage) is complete.
- The affected area in the bus lanes was backfilled and compacted and asphalt and temporary striping were complete in time for the first day of school.
- Installation of the aggregate piers and building pad to begin soon.



## Woodstock HS

Track Resurface

SportsTurf

Substantial Completion: 08.2024

Anticipated Occupancy: 08.2024

- Installation of GAB is complete, and the site is being prepped for asphalt.





## Projects in Development

### River Ridge HS

Auxiliary Gym

*Perkins&Will*

Anticipated Construction RFP Issuance: 09.2024

Anticipated Board Action: 11.2024

Anticipated Construction: 03.2025

Anticipated Occupancy: 08.2026

- Construction documents have been completed and are under review by Capital Improvements (CI) staff.
- Procurement documents have been finalized and approved by the SB Attorney and submitted to Procurement.
- Project on schedule for anticipated construction RFP issuance.

### Sequoiah HS

Auxiliary Gym and Facility Improvements

(Press Box & Field House)

*Cooper Carry*

Anticipated Construction RFP Issuance: 03.2025

Anticipated Board Action: 05.2025

Anticipated Construction: 06.2025

Anticipated Occupancy: 11.2026

- Design meetings with CI staff and design professionals continue.
- Site borings have been scheduled.
- Project is on schedule for anticipated construction RFP issuance.