
**FY 2023-2024 FINANCIAL
STATUS REPORT AS OF:
MAY 31, 2024**



STRONGSVILLE CITY SCHOOL DISTRICT

July 1, 2023-May 31, 2024 Financial Report

Summary

The following spreadsheet shows the revenue and expenditures by month for the General Funds as of May 31, 2024. The total revenues that is forecasted in the May 2024 five year forecast, is \$90,303,527. The adopted budget approved by the Board in April was \$87,631,764 plus carryover encumbrances of \$1,499,480 for a total appropriation of \$89,131,244. The May 2024 five-year forecast and annual budget can be viewed at www.strongnet.org, under the Treasurer's Department.

Figure 1

	July	August	September	October	November	December
Revenues:						
Property Taxes	\$4,902,000	\$25,016,903	\$0	\$0	\$0	\$0
State Foundation	714,031	768,223	708,952	1,140,648	721,900	697,284
State Property Allocation	0	0	9,935	3,169,778	0	0
Other	406,849	2,095,054	641,804	444,081	385,444	516,372
Total Revenues	6,022,880	27,880,180	1,360,691	4,754,507	1,107,344	1,213,656
Expenditures:						
Salaries	3,826,755	3,977,310	4,208,026	4,153,933	4,166,309	4,250,128
Benefits	1,742,412	1,903,921	1,763,139	1,754,414	1,770,776	1,919,344
Purchase Services	1,478,900	519,425	566,947	522,687	539,017	368,132
Materials and Supplies	136,876	227,417	200,497	171,585	177,284	157,911
Capital Outlay	187,035	260,041	28,919	17,259	26,117	33,325
Other Objects	177,837	368,200	6,721	12,461	421,920	19,750
Total Expenditures	7,549,815	7,256,314	6,774,249	6,632,339	7,101,423	6,748,590
Net Change in Cash	(1,526,935)	20,623,866	(5,413,558)	(1,877,832)	(5,994,079)	(5,534,934)

	January	February	March	April	May	June	Total
Revenues:							
Property Taxes	\$2,853,000	\$18,318,000	\$15,009,582	\$0	\$0	\$0	\$66,099,485
State Foundation	699,312	692,975	700,913	927,410	679,881	0	8,451,529
State Property Allocation	0	0	0	18,025	3,195,810	0	6,393,548
Other	453,121	298,009	2,089,306	373,051	397,253	0	8,100,344
Total Revenues	4,005,433	19,308,984	17,799,801	1,318,486	4,272,944	0	89,044,906
Expenditures:							
Salaries	4,088,141	4,140,162	4,175,720	4,151,053	4,135,364	0	45,272,901
Benefits	1,752,155	1,763,562	1,753,850	1,748,305	1,758,738	0	19,630,616
Purchase Services	412,887	524,808	605,082	623,783	659,899	0	6,821,567
Materials and Supplies	62,860	181,340	162,364	163,660	577,098	0	2,218,892
Capital Outlay	7,076	22,972	21,590	15,038	6,362	0	625,734
Other Objects	26,975	11,294	575,204	5,689	26,036	0	1,652,087
Total Expenditures	6,350,094	6,644,138	7,293,810	6,707,528	7,163,497	0	76,221,797
Net Change in Cash	(2,344,661)	12,664,846	10,505,991	(5,389,042)	(2,890,553)	0	12,823,109

STRONGSVILLE CITY SCHOOL DISTRICT

July 1, 2023-May 31, 2024 Financial Report

REVENUE

The Strongsville City Schools is forecasting **\$90,303,527 (May Forecast)** in revenue within the General Funds in the 2023-2024 fiscal year as shown on figure 2. As of **May 31, 2024** the District has received revenue in the amount of \$89,044,907 for FY 2024. The District is projecting to receive \$1,426,506 in revenue in the remaining months of the fiscal year for a total projected revenue of \$90,471,413. The May 2024 five-year forecast was presented to the Board at the May 9, 2024 Board Meeting and can be viewed at www.strongnet.org, under the Treasurer's Department.

Figure 2

FORECASTED REVENUES AND ACTUAL REVENUES

	A	B	C	D = (B+C)		D-A
	Fiscal Year 2024 Forecast	Fiscal Year 2024 Actual	Projected Revenue June	Projected Total Revenue		Over/ (Under)
Revenues						
Real Property Tax	\$66,099,485	\$66,099,485	\$0	\$66,099,485	(a)	\$0
State Foundation	9,134,958	8,451,527	679,437	9,130,964	(b)	(3,994)
Property Tax Homestead and Rollbacks	6,393,548	6,393,548	0	6,393,548	(d)	0
TIF Revenue	3,053,219	3,145,914	0	3,145,914	(e)	92,695
Casino Receipts	365,153	365,153	0	365,153	(d)	0
Interest	2,570,347	2,483,011	175,000	2,658,011	(c)	87,664
Other Revenues	1,359,678	809,865	523,569	1,333,434	(f)	(26,244)
Sports Pay to Participate	233,515	241,515	8,500	250,015	(d)	16,500
Tuition - From Other Districts	386,977	386,816	0	386,816	(d)	(161)
Tuition - Full Day Kindergarten	577,647	537,047	40,000	577,047	(d)	(600)
Tuition - Preschool	129,000	131,026	0	131,026	(d)	2,026
Total Revenues	\$90,303,527	\$89,044,907	\$1,426,506	\$90,471,413		\$167,886

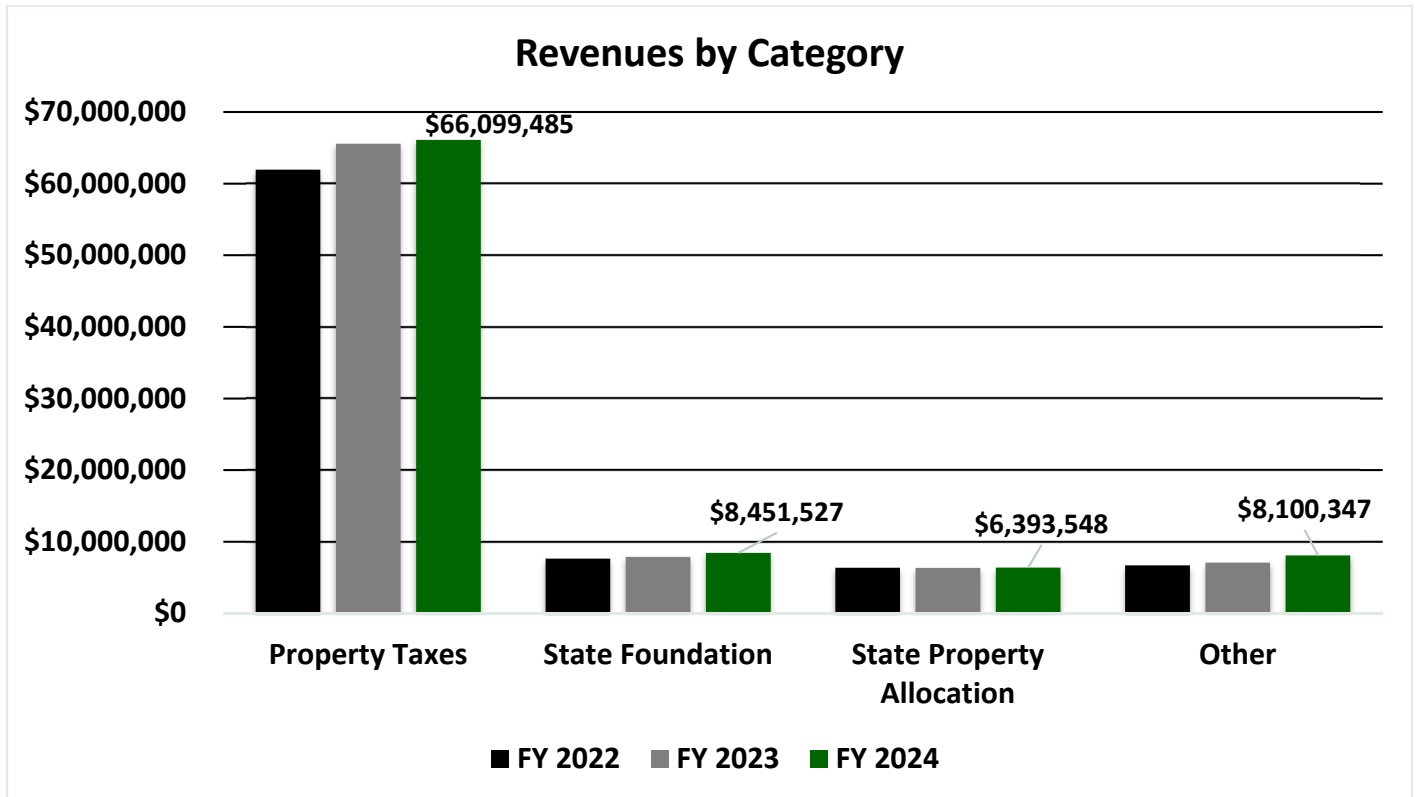
- (a) The District received \$65,576,177 in general real property taxes in FY23 and is forecasting \$66,463,295 in FY24. Collections for FY24 have concluded, the District received \$66,099,485, which is \$636,190 over the November forecast. The current collection rate for collection calendar year 2023 increased from 94.86% to 97.15%.
- (b) The District will receive state funding in FY24 based on the 2023-2025 biennium State budget, and HB 110, which adopted the Fair Funding Formula. Within the Fair Funding Formula, school district will no longer receive pass through dollars for community schools and vouchers for non-public schools which is represented in the decrease in the table above.
- (c) Projected revenue is based on projected monthly cash balances against the current interest rate. Projected revenue is subject to change based on a change in cash balances and market conditions.
- (d) These revenues have been received as anticipated.
- (e) The District received \$3,113,170 in TIF revenues in FY23 and received \$3,145,914 in FY24.
- (f) Other revenues include cell tower commission, vending commission, sale of property, services provided to other schools, state catastrophic aid, federal medicaid, athletic trainer fees, refunds of prior year expenditures, and other miscellaneous receipts.

STRONGSVILLE CITY SCHOOL DISTRICT

July 1, 2023-May 31, 2024 Financial Report

Figure 3 compares revenue sources to the prior two years as of May 31. The three years of data will be beneficial for trend analysis performed throughout the year.

Figure 3



STRONGSVILLE CITY SCHOOL DISTRICT

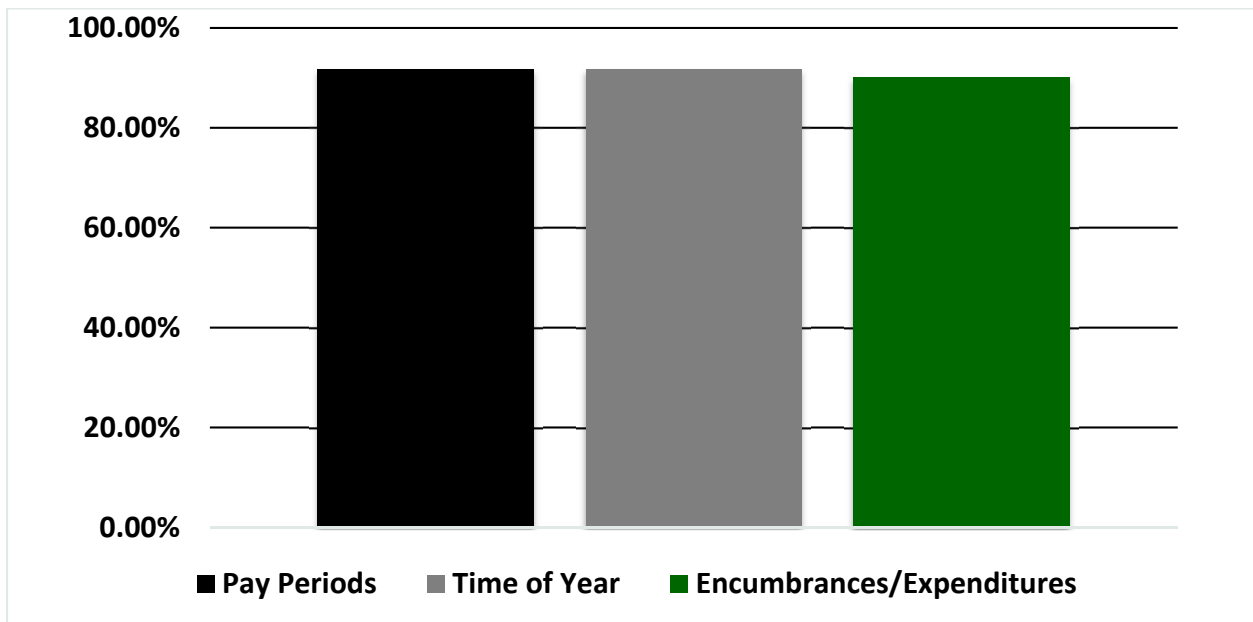
July 1, 2023-May 31, 2024 Financial Report

EXPENDITURES

The fiscal year 2024 adopted General Fund budget for the District is \$87,631,764. This budget, coupled with carryover encumbrances of \$1,499,480, resulted in a \$89,131,244 General Funds appropriation for FY 2024. The following information is a financial update of the status of this appropriation through May 31, 2024.

Through May 31, 2024 the District has expended \$76,221,797 and has outstanding encumbrances of \$4,068,242. This total of \$80,290,039 reflects 90.08% of the District's total appropriation. A statistical spending range for the District is based on two analyses: first, time elapsed is eleven months or 91.67% of the fiscal year has passed. Secondly, twenty-two of twenty-four (22/24), or 91.67% of the total pay periods have passed. Figure 4 illustrates these points.

Figure 4



Overall, the District's encumbrance/expenditure level through May is under the target based on the above analysis. As an examination of the categories of expenditures is performed, cyclical variances are noted between categories which relate specifically to school opening activities. Figure 5 compares the various expenditure categories to the expected level and to the prior two years. The three years of data will be beneficial for trend analysis performed throughout the year.

STRONGSVILLE CITY SCHOOL DISTRICT

July 1, 2023-May 31, 2024 Financial Report

Figure 5

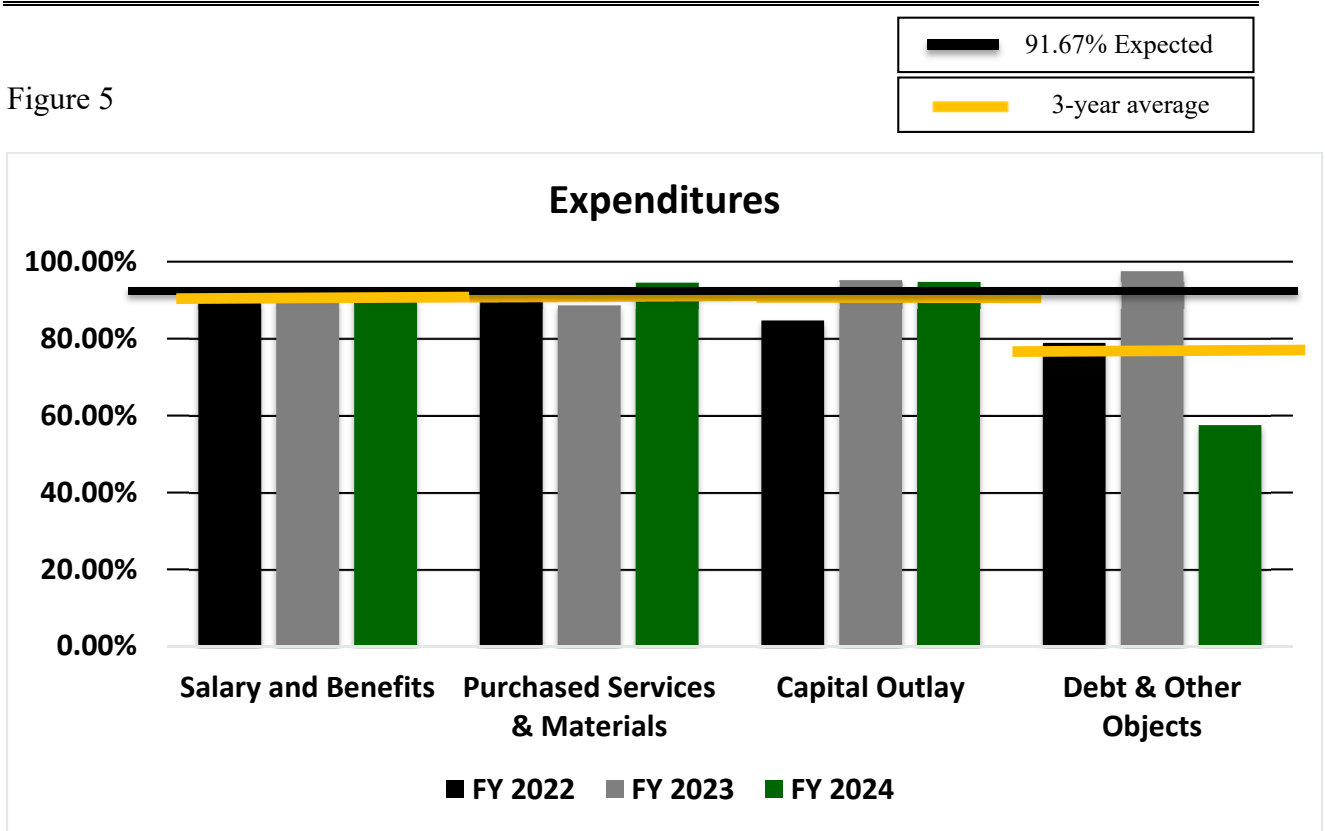
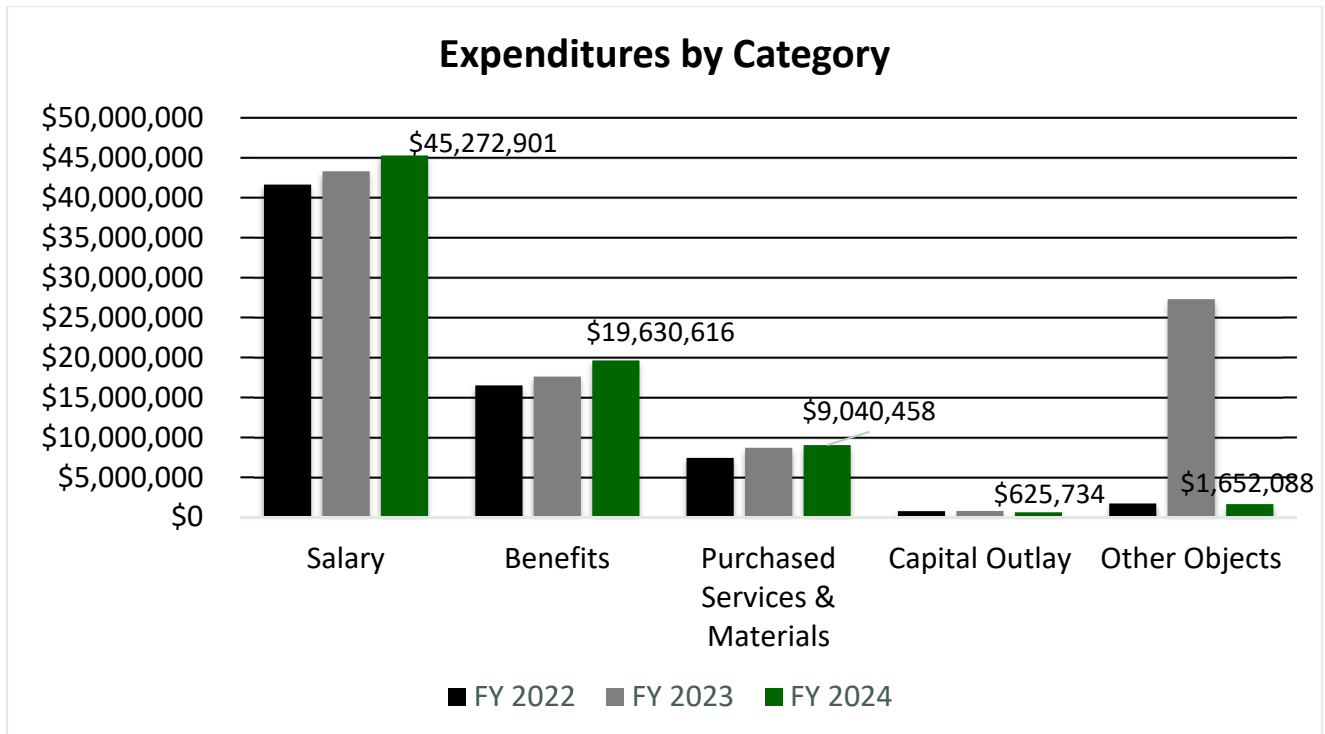


Figure 6



STRONGSVILLE CITY SCHOOL DISTRICT

July 1, 2023-May 31, 2024 Financial Report

As Figure 6 illustrates, salaries are higher than last year for this time of year which is due to negotiated agreements. We will continue to closely monitor this area for the remainder of the fiscal year. Salaries averaged \$2.1 million in May which is similar to the \$2.1 million in April. Benefits are higher compared to last year which is primarily due to the increase in healthcare and other benefits cost. Healthcare premiums increased 15.00% in fiscal year 2024 from fiscal year 2023.

The current year Purchased Services and Materials categories indicate an 94.48% encumbrance/expenditure level for May. This encumbrance/expenditure rate is higher compared to the 88.74% from this point in time last year. These expenditures vary from year to year base on the timing of when goods are needed and the invoices are paid and received. In addition, many of the annual contracts are encumbered at the beginning of the fiscal year and then spent down during the year. This is consistent with prior years and the cyclical nature of school operations.

The capital outlay encumbrance/expenditure level, whose budget comprises only 1.49% of the total General Fund budget indicates an 94.75% encumbrance/expenditure level for May. This encumbrance/expenditure rate is mainly attributable to school opening cost (technology updates, hardware, etc.). It should be noted that the vast majority of on-going construction and permanent improvements projects are accounted for in other funds and therefore not reflected in the encumbrances/expenditures above.

Finally, the debt service and other objects category of encumbrance/expenditures, which mainly reflects the payment of principal and interest for the energy conservation and facility improvements debt, treasurer and auditor fees, and the transfer of monies to other District funds (as required by State regulations), is as expected as of May 31, 2024. Debt payments occur in November and May while the transfer of monies to other funds will occur in June.

STRONGSVILLE CITY SCHOOL DISTRICT

July 1, 2023-May 31, 2024 Financial Report

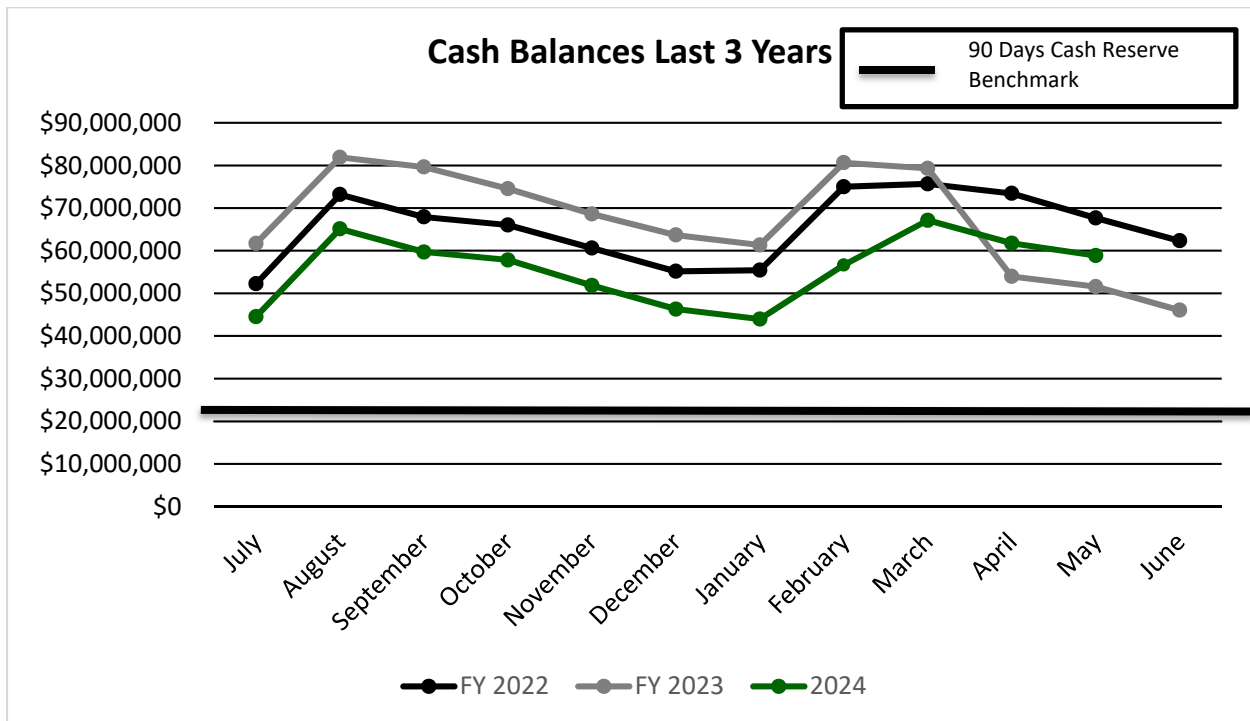
CASH BALANCES

The cash balance as of May 31, 2024 is \$58,871,370. The unencumbered balance as of May 31, 2024 is \$54,803,128. See Figure 7 for details.

Figure 7

	FY 2024
<i>Beginning Cash Balance</i>	\$ 46,048,260
Total Revenues	89,044,907
Total Expenditures	76,221,797
Revenue Over/(Under) Expenditures	12,823,110
Ending Cash Balance	58,871,370
Encumbrances	4,068,242
<i>Unencumbered Balance</i>	\$ 54,803,128

Figure 8



Strongsville City Schools
Monthly Financial Reports for May, 2024
To the Board of Education – APPENDIXES

- Bank Reconciliation – for the month ending May, 2024
- Meeder Investments Portfolio – General Account
- Meeder Investments Portfolio – Fund 070 Facilities Capital Projects
- Interest earnings for the month
- Monthly comparison – a comparison of the General Fund revenues and expenditures for the month most recently closed and the fiscal year to date; also includes the same month and fiscal year to date for the two previous years
- Financial report by fund – shows the monthly and fiscal year to date total revenues and expenditures, of all funds, for the most recent month. Current fund balance reflects the cash in the bank by fund
- Revenue account summary – reflects revenue accounts for all funds, month and year to date
- Appropriation account summary – shows the current budget (FYTD Appropriation), most recent month and fiscal year to date expenditures for all funds

BANK RECONCILIATION
FOR THE MONTH ENDING May 31, 2024

Bank Statements, as of:

US Bank General Account	\$	4,003,927.68
US Bank CP Investment (Sweep Account)	\$	1,946,557.69
Meeder Investments	\$	20,672,602.33
Meeder Investments - Capital Projects	\$	24,248,253.06
Star Ohio - General -	\$	45,711,770.13
Star Ohio - 070 Capital Projects Fund -	\$	1,288,186.68
Star Ohio - Construction -	\$	935,352.61
DragonFly Max Account	\$	1,605.76
OHIO Litigation Prepaid Debit Card	\$	19.84
Total Funds in Bank/Invested		\$ 98,808,275.78

Petty Cash/Change Funds:

HS Athletics Gate Change Fund	\$	5,000.00
Building/Department Petty Cash	\$	1,450.00
Cafeteria Change Fund	\$	1,000.00
MS Athletics Gate Change Fund	\$	500.00
Derby Shop Change Fund	\$	100.00
Total Petty Cash/Change Funds		\$ 8,050.00

Outstanding checks, as of:

eFINANCEPlus - Acct Payable Checks	\$	(463,933.19)
eFINANCEPlus- Accts Payable (payroll generated)	\$	(8,728.94)
		\$ (472,662.13)

Adjustment/In-Transit, as of:

NSF Checks Not Yet Reimbursed by Envision	\$	3,929.62
School District Income Tax (SSID) - April		(650.81)
School District Income Tax (SSID) - May		(606.98)
American Fidelity Adjustment		(5,177.43)
Miscellaneous IRS Adjustment		(120.00)
Total Adjustments		\$ (2,625.60)

Adjusted Bank Balance at 5/31/2024 \$ 98,341,038.05

Book Balance (Current Fund Balance) at 5/31/2024 \$ 98,341,038.05

Difference \$ -

Current Portfolio

Strongsville CSD Operating portfolio as of 5/31/2024

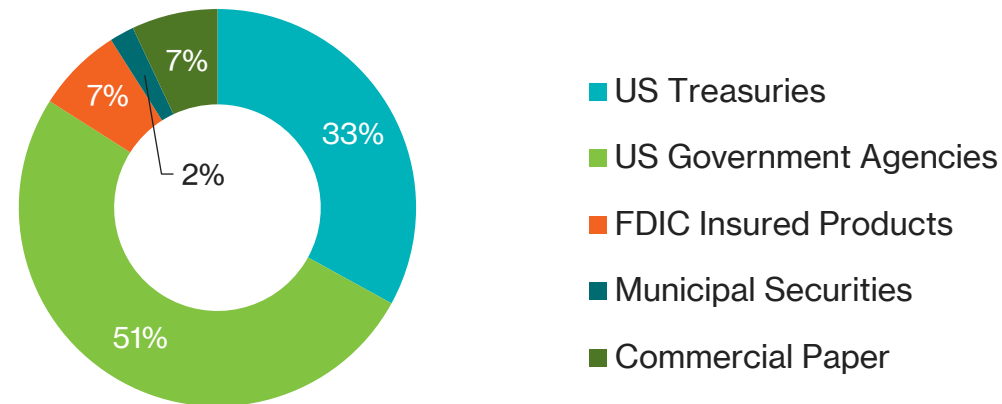
Your Portfolio

Cash	\$45,711,770
Securities	\$20,672,602
Total Portfolio	\$66,384,372

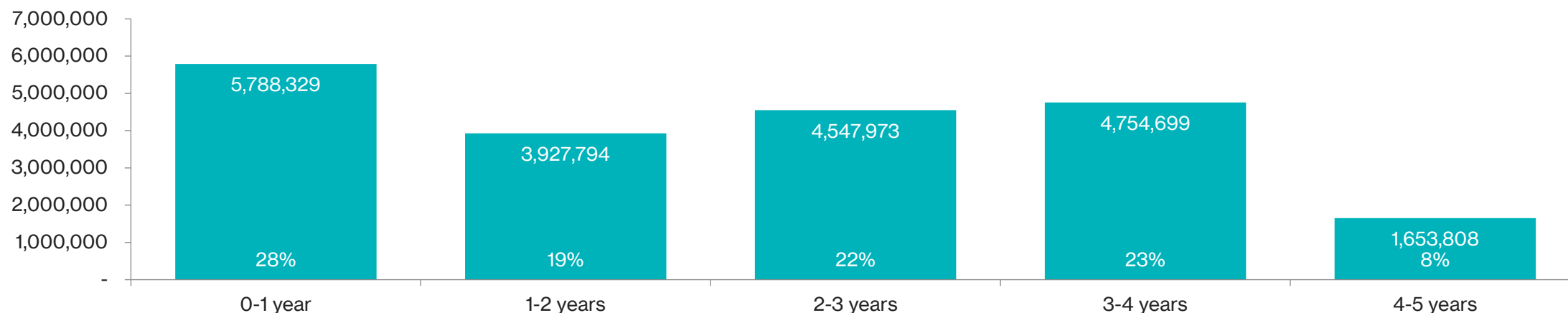
Your Securities

Weighted Average Maturity	2.14 years
Weighted Average Yield	2.73%
Estimated Annual Income	\$564,362

Your Asset Allocation



Your Maturity Distribution



YIELD AND INTEREST INCOME INFORMATION IS ANNUALIZED. ALL YIELD INFORMATION IS SHOWN GROSS OF ANY ADVISORY AND CUSTODY FEES AND IS BASED ON YIELD TO MATURITY AT COST. PAST PERFORMANCE IS NOT A GUARANTEE OF FUTURE RESULTS.

Current Portfolio

Strongsville CSD 070 portfolio as of 5/31/2024

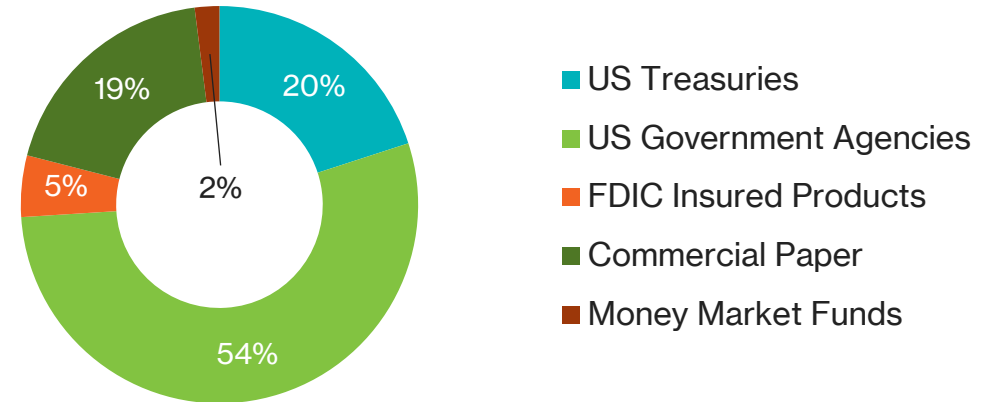
Your Portfolio

Cash	\$1,288,187
Securities	\$24,248,253
Total Portfolio	\$25,536,440

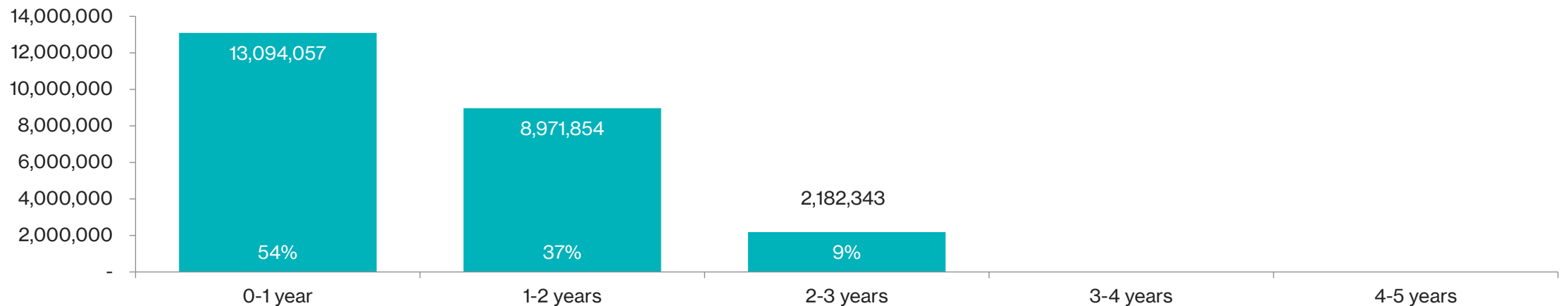
Your Securities

Weighted Average Maturity	0.96 years
Weighted Average Yield	2.89%
Estimated Annual Income	\$700,775

Your Asset Allocation



Your Maturity Distribution



YIELD AND INTEREST INCOME INFORMATION IS ANNUALIZED. ALL YIELD INFORMATION IS SHOWN GROSS OF ANY ADVISORY AND CUSTODY FEES AND IS BASED ON YIELD TO MATURITY AT COST. PAST PERFORMANCE IS NOT A GUARANTEE OF FUTURE RESULTS.

**STRONGSVILLE CITY SCHOOLS
INTEREST EARNED & ALLOCATED
FOR THE MONTH OF May 2024**

INSTITUTION	ACCOUNT BALANCE	INTEREST EARNED
US BANK REGULAR CHECKING	\$ 4,003,927.68	\$ 7.71
US BANK CP SWEEP	\$ 1,946,557.69	\$ -
DRAGONFLY MAX ACCOUNT	\$ 1,605.76	\$ -
OHIO Litigation Card	\$ 19.84	\$ -
STAR OHIO -	\$ 45,711,770.13	\$ 219,045.25
STAR OHIO - CONSTRUCTION -	\$ 935,352.61	\$ 4,303.57
STAR OHIO - CAP PROJECTS -	\$ 1,288,186.68	\$ 5,926.96
MEEDER INVESTMENTS - CAPITAL PROJECTS	\$ 24,248,253.06	\$ 39,098.12
MEEDER INVESTMENTS - GENERAL ACCOUNT	\$ 20,672,602.33	\$ 43,611.50
ACCOUNT BALANCE / INTEREST	<u>\$ 98,808,275.78</u>	<u>\$ 311,993.11</u>

	BALANCE BANK A/C or FUND	INTEREST EARNED by FUND
GENERAL FUND (001)	\$ 58,608,705.54	\$ 262,664.46
FIELD TURF DONATION (004-9953)	\$ 931,049.04	\$ 4,303.57
CAPITAL PROJECTS FUND (070-9001)	\$ 25,491,414.66	\$ 45,025.08
	<u>\$ 85,031,169.24</u>	<u>\$ 311,993.11</u>

DIFFERENCE: \$ -

**Strongsville City School District
Monthly Comparison of Revenues & Expenditures**

**May 2022, 2023 & 2024
and Fiscal Year to Date**

	May 2022	May 2023	May 2024	Monthly Change from Previous Year	Fiscal Year to Date 2022	Fiscal Year to Date 2023	Fiscal Year to Date 2024	YTD Change from Previous Fiscal Year
Revenue:								
Real Estate Taxes	0.00	0.00	0.00	0.00	61,956,735.41	65,576,176.89	66,099,484.87	523,307.98
State Aide - Unrestricted	451,825.03	672,059.74	637,667.50	(34,392.24)	7,459,689.25	7,821,502.95	8,103,873.78	282,370.83
State Aide - Restricted	10,342.18	40,098.73	42,213.42	2,114.69	535,741.61	437,830.78	712,805.62	274,974.84
Property Tax Allocation	0.00	3,163,343.62	3,195,810.33	32,466.71	6,359,822.34	6,355,472.59	6,393,547.87	38,075.28
All Other Revenues	131,955.26	313,353.52	397,252.76	83,899.24	6,356,847.23	6,712,536.57	7,735,194.84	1,022,658.27
Total Revenues	594,122.47	4,188,855.61	4,272,944.01	84,088.40	82,668,835.84	86,903,519.78	89,044,906.98	2,141,387.20
Expenditures:								
Salaries	3,778,671.29	3,954,407.25	4,135,364.40	180,957.15	41,629,043.51	43,297,257.51	45,272,900.98	1,975,643.47
Benefits	1,473,742.87	1,570,693.68	1,758,737.81	188,044.13	16,499,841.80	17,602,942.48	19,630,615.88	2,027,673.40
Purchased Services	586,738.26	726,221.58	659,898.76	(66,322.82)	5,613,206.10	6,623,495.68	6,821,566.36	198,070.68
Supplies and Materials	163,724.26	246,295.03	577,098.14	330,803.11	1,821,703.39	2,065,929.89	2,218,892.05	152,962.16
Capital Outlay	211,477.75	35,640.40	6,362.01	(29,278.39)	769,776.29	780,854.15	625,733.50	(155,120.65)
Other Objects	139,538.96	41,029.20	26,035.83	(14,993.37)	1,735,409.31	27,291,684.65	1,652,088.22	(25,639,596.43)
Total Expenditures	6,353,893.39	6,574,287.14	7,163,496.95	589,209.81	68,068,980.40	97,662,164.36	76,221,796.99	(21,440,367.37)
Excess of Revenue over (under) Expenditures	(5,759,770.92)	(2,385,431.53)	(2,890,552.94)		14,599,855.44	(10,758,644.58)	12,823,109.99	23,581,754.57

POWERSCHOOLS LLC
 DATE: 06/04/2024
 TIME: 09:29:50
 SELECTION CRITERIA : ALL

STRONGSVILLE CITY SCHOOL DISTRICT
 OH Cash Position Report

ACCOUNTING PERIOD : 11/24

FUND	SCC	DESCRIPTION	BEGIN BALANCE	MTD RECEIPTS	FYTD RECEIPTS	MTD EXPENDITURES	FYTD EXPENDITURES	CURRENT FUND BALANCE	CURRENT ENCUMBRANCE	UNENCUMBERED FUND BALANCE
001	0000	GENERAL FUND	46,048,260.01	4,272,944.01	89,044,906.98	7,163,496.95	76,221,796.99	58,871,370.00	4,068,242.31	54,803,127.69
Total For Fund 001:			46,048,260.01	4,272,944.01	89,044,906.98	7,163,496.95	76,221,796.99	58,871,370.00	4,068,242.31	54,803,127.69
002	0000	BOND RETIREMENT	6,079,358.93	204,672.47	3,745,830.39	839,858.51	3,425,644.29	6,399,545.03	0.00	6,399,545.03
Total For Fund 002:			6,079,358.93	204,672.47	3,745,830.39	839,858.51	3,425,644.29	6,399,545.03	0.00	6,399,545.03
003	0000	PERMANENT IMPROVEMENT	2,395,711.22	67,094.99	1,289,605.78	113,802.78	1,428,917.29	2,256,399.71	1,680,553.07	575,846.64
Total For Fund 003:			2,395,711.22	67,094.99	1,289,605.78	113,802.78	1,428,917.29	2,256,399.71	1,680,553.07	575,846.64
004	9953	BUILDING FUND - TURF	858,868.71	4,303.57	76,483.90	0.00	0.00	935,352.61	0.00	935,352.61
Total For Fund 004:			858,868.71	4,303.57	76,483.90	0.00	0.00	935,352.61	0.00	935,352.61
006	0000	FOOD SERVICE	992,915.13	202,306.49	2,162,706.76	212,520.95	2,252,382.76	903,239.13	158,005.25	745,233.88
Total For Fund 006:			992,915.13	202,306.49	2,162,706.76	212,520.95	2,252,382.76	903,239.13	158,005.25	745,233.88

STRONGSVILLE CITY SCHOOL DISTRICT
 OH Cash Position Report

ACCOUNTING PERIOD : 11/24

FUND	SCC	DESCRIPTION	BEGIN BALANCE	MTD RECEIPTS	FYTD RECEIPTS	MTD EXPENDITURES	FYTD EXPENDITURES	CURRENT FUND BALANCE	CURRENT ENCUMBRANCE	UNENCUMBERED FUND BALANCE
009	9110	USS CHAPMAN	1,118.70	32.42	9,718.02	0.00	12,343.09	-1,506.37	815.51	-2,321.88
009	9210	USS MURASKI	1,513.62	222.38	12,031.57	0.00	15,425.16	-1,879.97	1,690.47	-3,570.44
009	9220	USS KINSNER	2,133.02	203.66	15,551.60	464.37	20,865.01	-3,180.39	1,640.20	-4,820.59
009	9300	USS SURRARRER	1,101.60	351.89	8,265.75	0.00	10,184.29	-816.94	1,116.61	-1,933.55
009	9310	USS WHITNEY	1,893.49	101.28	10,942.20	0.00	14,326.01	-1,490.32	1,187.21	-2,677.53
009	9400	USS SELP	29.44	0.00	0.00	0.00	0.00	29.44	29.44	0.00
009	9600	USS SMS	18.60	4,180.31	71,293.34	2,245.41	76,569.91	-5,257.97	24,217.05	-29,475.02
009	9900	USS SHS	3,007.58	5,094.88	74,186.86	6,371.36	81,811.14	-4,616.70	7,481.91	-12,098.61
Total For Fund 009:			10,816.05	10,186.82	201,989.34	9,081.14	231,524.61	-18,719.22	38,178.40	-56,897.62
014	9001	ROTARY SUMMER SCHOOL	13,660.16	16,270.00	51,431.36	0.00	63,153.83	1,937.69	1,102.50	835.19
014	9002	ROTARY FACILITY USAGE	68,098.90	0.00	39,850.63	500.00	57,665.21	50,284.32	5,800.00	44,484.32
014	9003	ROTARY FAC USAGE - TURF	21,377.05	0.00	0.00	0.00	0.00	21,377.05	0.00	21,377.05
014	9005	ROTARY HR WEBCHECK	8,395.20	1,622.00	15,574.75	0.00	14,589.25	9,380.70	3,483.25	5,897.45
014	9006	ROTARY AUDIO VISUAL	875.43	0.00	0.00	0.00	0.00	875.43	0.00	875.43
014	9007	ROTARY MAKERSPACE CAMP	1,064.29	0.00	0.00	0.00	0.00	1,064.29	0.00	1,064.29
014	9010	ROTARY SPECIAL EDUCATION	23.24	0.00	0.00	0.00	0.00	23.24	0.00	23.24
014	9110	ROTARY FIELD TRIP CHAPMAN	-48.81	40.00	4,389.64	424.00	3,858.32	482.51	564.00	-81.49
014	9111	LIBRARY FINES&FEES-CHAPMA	256.85	54.06	229.04	0.00	381.40	104.49	0.00	104.49

ACCOUNTING PERIOD : 11/24

FUND	SCC	DESCRIPTION	BEGIN BALANCE	MTD RECEIPTS	FYTD RECEIPTS	MTD EXPENDITURES	FYTD EXPENDITURES	CURRENT FUND BALANCE	CURRENT ENCUMBRANCE	UNENCUMBERED FUND BALANCE
014	9150	ROTARY STOCKROOM	5,350.55	0.00	0.00	709.80	1,029.99	4,320.56	5,359.24	-1,038.68
014	9210	ROTARY FIELD TRIP MURASKI	19.30	49.00	6,138.30	279.00	5,011.74	1,145.86	1,140.00	5.86
014	9211	LIBRARY FINES&FEES-MURASK	1,052.69	95.30	301.52	0.00	0.00	1,354.21	0.00	1,354.21
014	9220	ROTARY FIELD TRIP KINSNER	180.94	66.10	7,452.85	980.00	6,967.28	666.51	490.00	176.51
014	9221	LIBRARY FINES&FEES-KINSNE	282.19	0.00	289.56	0.00	0.00	571.75	0.00	571.75
014	9300	ROTARY FIELD TRIP SURRARR	113.76	7.00	4,343.58	798.00	4,238.24	219.10	116.00	103.10
014	9301	LIBRARY FINES&FEES-SURRAR	149.12	76.00	171.00	0.00	0.00	320.12	0.00	320.12
014	9310	ROTARY FIELD TRIP WHITNEY	25.50	21.00	5,195.84	936.00	4,955.84	265.50	158.00	107.50
014	9311	LIBRARY FINES&FEES-WHITNE	209.82	15.00	285.94	0.00	0.00	495.76	0.00	495.76
014	9600	ROTARY FIELD TRIP SMS	178.00	0.00	0.00	0.00	0.00	178.00	0.00	178.00
014	9601	LIBRARY FINES&FEES-SMS	2,021.16	151.12	883.16	0.00	0.00	2,904.32	1,510.84	1,393.48
014	9900	ROTARY FIELD TRIP SHS	19.00	0.00	0.00	0.00	0.00	19.00	0.00	19.00
014	9901	LIBRARY FINES&FEES-SHS	1,626.90	43.29	742.12	0.00	0.00	2,369.02	0.00	2,369.02
014	9903	ROTARY AP/ACT/SAT TESTING	29,161.67	3,306.41	96,522.15	3,409.26	10,917.12	114,766.70	102,540.00	12,226.70
014	9904	STUDENT PATHS - SHS	5,114.72	0.00	3,428.00	200.00	3,808.61	4,734.11	0.00	4,734.11
Total For Fund 014:			159,207.63	21,816.28	237,229.44	8,236.06	176,576.83	219,860.24	122,263.83	97,596.41
018	9110	PUBL SCHL SUPRT - CHAPMAN	6,334.84	723.33	4,442.48	0.00	3,738.66	7,038.66	1,655.50	5,383.16
018	9210	PUBL SCHL SUPRT - MURASKI	7,842.52	206.00	4,220.92	85.47	808.15	11,255.29	720.00	10,535.29

POWERSCHOOLS LLC
 DATE: 06/04/2024
 TIME: 09:29:50
 SELECTION CRITERIA : ALL

STRONGSVILLE CITY SCHOOL DISTRICT
 OH Cash Position Report

ACCOUNTING PERIOD : 11/24

FUND	SCC	DESCRIPTION	BEGIN BALANCE	MTD RECEIPTS	FYTD RECEIPTS	MTD EXPENDITURES	FYTD EXPENDITURES	CURRENT FUND BALANCE	CURRENT ENCUMBRANCE	UNENCUMBERED FUND BALANCE
018	9220	PUBL SCHL SUPRT - KINSNER	13,186.59	168.57	6,875.86	30.00	3,897.44	16,165.01	650.97	15,514.04
018	9300	PUBL SCHL SUPRT - SURRARR	7,112.25	487.98	3,240.22	0.00	1,734.84	8,617.63	8.00	8,609.63
018	9310	PUBL SCHL SUPRT - WHITNEY	9,390.14	191.00	3,967.80	1,108.27	5,342.55	8,015.39	1,647.16	6,368.23
018	9400	PUBL SCHL SUPRT - SELP	6,069.90	244.25	792.99	0.00	176.55	6,686.34	200.00	6,486.34
018	9600	PUBL SCHL SUPRT - SMS	11,267.62	27.61	8,946.31	3,471.95	8,565.49	11,648.44	2,196.66	9,451.78
018	9900	PUBL SCHL SUPRT - SHS	114,034.72	3,324.85	54,315.39	4,533.71	40,431.85	127,918.26	7,062.29	120,855.97
Total For Fund 018:			175,238.58	5,373.59	86,801.97	9,229.40	64,695.53	197,345.02	14,140.58	183,204.44
019	9903	GPD FOUNDATION GRANT	0.00	0.00	16,649.00	2,712.00	16,514.36	134.64	0.00	134.64
019	9911	SEF FIELD TRIP GRANTS	0.00	0.00	0.00	0.00	1,500.00	-1,500.00	0.00	-1,500.00
019	9915	SEF GRANTS	10,899.03	0.00	37,113.60	29,031.60	46,345.59	1,667.04	0.00	1,667.04
019	9917	ROTARY SOCIAL PROG.	1,685.47	0.00	0.00	0.00	1,497.44	188.03	0.00	188.03
019	9922	COCA-COLA SCHOLARSHIP	0.00	0.00	1,500.00	0.00	0.00	1,500.00	1,500.00	0.00
019	9926	USAC E-RATE PROGRAM	157,830.10	0.00	34,681.60	101,964.67	135,170.83	57,340.87	0.00	57,340.87
019	9949	ODNR GRANTS	500.00	0.00	500.00	0.00	978.00	22.00	0.00	22.00
019	9956	SUPT INIATIVE GRANTS	293.46	0.00	1,500.00	0.00	1,793.46	0.00	0.00	0.00
019	9957	MAKERSPACE GRANTS	0.00	0.00	5,000.00	0.00	5,000.00	0.00	0.00	0.00
019	9962	SEF - RADEMAKER M. (ATHL)	0.00	0.00	680.00	0.00	642.74	37.26	0.00	37.26

POWERSCHOOLS LLC
 DATE: 06/04/2024
 TIME: 09:29:50
 SELECTION CRITERIA : ALL

STRONGSVILLE CITY SCHOOL DISTRICT
 OH Cash Position Report

ACCOUNTING PERIOD : 11/24

FUND	SCC	DESCRIPTION	BEGIN BALANCE	MTD RECEIPTS	FYTD RECEIPTS	MTD EXPENDITURES	FYTD EXPENDITURES	CURRENT FUND BALANCE	CURRENT ENCUMBRANCE	UNENCUMBERED FUND BALANCE
Total For Fund 019:			171,208.06	0.00	97,624.20	133,708.27	209,442.42	59,389.84	1,500.00	57,889.84
022	9014	OSHA TOURNAMENTS	0.00	3,422.00	28,648.10	598.67	14,681.21	13,966.89	3,821.19	10,145.70
022	9017	UNCLAIMED FUNDS	5,181.03	0.00	74.30	0.00	0.00	5,255.33	0.00	5,255.33
Total For Fund 022:			5,181.03	3,422.00	28,722.40	598.67	14,681.21	19,222.22	3,821.19	15,401.03
023	9001	SELF-INSUR 1:1 DEVICE	60,204.34	3,466.35	73,644.22	40,916.50	76,865.88	56,982.68	40,471.87	16,510.81
Total For Fund 023:			60,204.34	3,466.35	73,644.22	40,916.50	76,865.88	56,982.68	40,471.87	16,510.81
024	0000	SELF-INSUR MEDICAL	3,246,392.50	1,264,775.05	13,961,279.93	1,288,412.78	14,262,491.53	2,945,180.90	1,312,740.47	1,632,440.43
Total For Fund 024:			3,246,392.50	1,264,775.05	13,961,279.93	1,288,412.78	14,262,491.53	2,945,180.90	1,312,740.47	1,632,440.43
035	0000	TERMINATION BENEFITS FUND	250,000.00	0.00	0.00	2,414.17	568,506.70	-318,506.70	0.00	-318,506.70
Total For Fund 035:			250,000.00	0.00	0.00	2,414.17	568,506.70	-318,506.70	0.00	-318,506.70
070	9001	CAP PROJECTS - FACILITIES	25,025,978.07	45,025.08	510,461.67	0.00	0.00	25,536,439.74	0.00	25,536,439.74

STRONGSVILLE CITY SCHOOL DISTRICT
 OH Cash Position Report

ACCOUNTING PERIOD : 11/24

FUND	SCC	DESCRIPTION	BEGIN BALANCE	MTD RECEIPTS	FYTD RECEIPTS	MTD EXPENDITURES	FYTD EXPENDITURES	CURRENT FUND BALANCE	CURRENT ENCUMBRANCE	UNENCUMBERED FUND BALANCE
Total For Fund 070:			25,025,978.07	45,025.08	510,461.67	0.00	0.00	25,536,439.74	0.00	25,536,439.74
200	9141	STUD COUNCIL - CHAPMAN 2,582.51	0.00	835.50	532.73	2,126.68	1,291.33	0.00	1,291.33	
200	9241	STUD COUNCIL - MURASKI 4,028.40	71.00	594.00	0.00	473.97	4,148.43	500.00	3,648.43	
200	9242	STUD COUNCIL - KINSNER 2,681.51	10.00	1,276.00	585.50	926.22	3,031.29	0.00	3,031.29	
200	9341	STUD COUNCIL - WHITNEY 22,297.43	0.00	0.00	0.00	11,541.26	10,756.17	1,621.73	9,134.44	
200	9641	STUDENT COUNCIL - SMS 5,532.63	0.00	3,886.00	0.00	3,998.41	5,420.22	72.00	5,348.22	
200	9645	GUIDANCE CLUB - SMS 63.42	0.00	0.00	0.00	0.00	63.42	0.00	63.42	
200	9901	ART CLUB - SHS 553.41	0.00	0.00	0.00	0.00	553.41	0.00	553.41	
200	9902	STEM CLUB - SHS 100.00	0.00	0.00	0.00	0.00	100.00	0.00	100.00	
200	9904	DEBATE TEAM - SHS 151.23	0.00	0.00	0.00	0.00	151.23	0.00	151.23	
200	9905	RED CROSS CLUB - SHS 0.00	0.00	260.62	0.00	0.00	260.62	0.00	260.62	
200	9907	MATH CLUB - SHS 17,028.33	0.00	1,475.00	1,386.38	1,991.38	16,511.95	0.00	16,511.95	
200	9909	SCIENCE CLUB - SHS 2,438.58	0.00	1,968.00	1,152.00	1,981.45	2,425.13	0.00	2,425.13	
200	9912	TECHNOLOGY CLUB - SHS 3,609.38	0.00	0.00	0.00	0.00	3,609.38	0.00	3,609.38	
200	9913	SOCIEDAD HONORARIA - SHS 2,135.65	0.00	0.00	0.00	0.00	2,135.65	0.00	2,135.65	
200	9917	FRENCH CLUB - SHS 5,155.40	0.00	1,270.00	201.25	947.36	5,478.04	0.00	5,478.04	
200	9918	GERMAN CLUB - SHS 1,036.46	0.00	155.00	179.40	179.40	1,012.06	0.00	1,012.06	
200	9919	SPANISH CLUB - SHS 1,161.19	0.00	0.00	0.00	0.00	1,161.19	0.00	1,161.19	

STRONGSVILLE CITY SCHOOL DISTRICT
 OH Cash Position Report

ACCOUNTING PERIOD : 11/24

FUND	SCC	DESCRIPTION	BEGIN BALANCE	MTD RECEIPTS	FYTD RECEIPTS	MTD EXPENDITURES	FYTD EXPENDITURES	CURRENT FUND BALANCE	CURRENT ENCUMBRANCE	UNENCUMBERED FUND BALANCE
200	9923	CLASS OF 2023 - SHS	5,861.96	0.00	0.00	0.00	5,861.96	0.00	0.00	0.00
200	9927	BUSINESS CLUB - SHS	158.66	0.00	0.00	120.00	120.00	38.66	0.00	38.66
200	9929	ROTARY CLUB - SHS	1,024.30	0.00	0.00	95.88	95.88	928.42	0.00	928.42
200	9941	STUDENT COUNCIL - SHS	64,324.64	-229.67	29,029.25	6,367.27	34,748.73	58,605.16	1,217.15	57,388.01
200	9945	NAT ART HNR SOCIETY - SHS	2,151.19	0.00	350.00	87.63	162.63	2,338.56	0.00	2,338.56
200	9954	CLASS OF 2024 - SHS	6,127.31	0.00	0.00	0.00	891.74	5,235.57	1,600.00	3,635.57
200	9955	CLASS OF 2025 - SHS	432.97	1,760.00	48,455.54	5,035.00	9,908.68	38,979.83	32,500.00	6,479.83
200	9956	CLASS OF 2026 - SHS	250.00	0.00	311.00	0.00	239.00	322.00	0.00	322.00
200	9957	CLASS OF 2027 - SHS	0.00	0.00	105.00	0.00	0.00	105.00	0.00	105.00
200	9961	YOUTH OPTIMIST - SHS	404.00	0.00	0.00	0.00	0.00	404.00	0.00	404.00
200	9962	RHO KAPPA NHS - SHS	3,641.39	15.00	780.00	0.00	400.50	4,020.89	0.00	4,020.89
200	9963	GERMAN HNR SOCIETY - SHS	125.00	0.00	57.00	0.00	57.50	124.50	0.00	124.50
200	9964	ENGLISH HNR SOCIETY - SHS	584.43	0.00	1,110.00	143.81	856.57	837.86	0.00	837.86
200	9965	KEY CLUB - SHS	3,885.21	229.67	6,501.67	0.00	4,307.07	6,079.81	0.00	6,079.81
200	9966	SCIENCE HNR SOCIETY - SHS	0.00	0.00	935.00	655.00	655.00	280.00	0.00	280.00
200	9985	NHS - SHS	1,403.69	0.00	4,105.00	1,185.00	2,898.51	2,610.18	1,300.00	1,310.18
200	9990	SPIRIT SQUAD - SHS	1,745.03	0.00	0.00	0.00	494.81	1,250.22	0.00	1,250.22
Total For Fund 200:			162,675.31	1,856.00	103,459.58	17,726.85	85,864.71	180,270.18	38,810.88	141,459.30

STRONGSVILLE CITY SCHOOL DISTRICT
 OH Cash Position Report

ACCOUNTING PERIOD : 11/24

FUND	SCC	DESCRIPTION	BEGIN BALANCE	MTD RECEIPTS	FYTD RECEIPTS	MTD EXPENDITURES	FYTD EXPENDITURES	CURRENT FUND BALANCE	CURRENT ENCUMBRANCE	UNENCUMBERED FUND BALANCE
300	0000	ATHLETIC DEPARTMENT	23,235.90	15,263.42	209,143.38	31,907.68	326,058.25	-93,678.97	12,873.14	-106,552.11
300	9610	SKI CLUB - SMS	125.93	0.00	4,080.00	0.00	3,500.00	705.93	0.00	705.93
300	9633	ORCHESTRA - SMS	13,074.06	780.00	6,205.79	3,670.36	14,165.12	5,114.73	559.64	4,555.09
300	9634	BAND - SMS	4,885.26	30.00	2,036.00	1,860.00	4,159.79	2,761.47	621.00	2,140.47
300	9635	ART CLUB - SMS	1,284.70	0.00	0.00	0.00	0.00	1,284.70	0.00	1,284.70
300	9637	VOCAL MUSIC - SMS	1,573.26	0.00	4,484.00	2,870.00	4,967.61	1,089.65	276.82	812.83
300	9640	TEAM ADMIRALS - SMS	12.56	0.00	0.00	0.00	0.00	12.56	0.00	12.56
300	9641	TEAM CAPTAINS - SMS	1,000.00	0.00	0.00	0.00	191.48	808.52	0.00	808.52
300	9644	TEAM DISCOVERERS - SMS	8.10	0.00	0.00	0.00	0.00	8.10	0.00	8.10
300	9648	TEAM VANGUARDS - SMS	857.32	0.00	0.00	0.00	277.06	580.26	346.87	233.39
300	9649	TEAM CRUSADERS - SMS	296.48	0.00	617.50	0.00	277.06	636.92	346.89	290.03
300	9650	TEAM DRAGONS - SMS	1,802.78	0.00	1,710.00	975.00	2,024.92	1,487.86	346.87	1,140.99
300	9651	TEAM PIRATES - SMS	712.55	0.00	935.68	0.00	291.05	1,357.18	346.87	1,010.31
300	9652	TEAM VOYAGERS - SMS	14.00	0.00	0.00	0.00	0.00	14.00	0.00	14.00
300	9654	POWER OF THE PEN - SMS	0.00	0.00	150.00	0.00	0.00	150.00	150.00	0.00
300	9655	CEDAR POINT INCENT - SMS	0.00	50.00	14,701.50	0.00	0.00	14,701.50	13,294.59	1,406.91
300	9659	ATHLETICS M/S - SMS	3,413.20	900.00	41,626.05	2,665.91	64,383.86	-19,344.61	14,413.88	-33,758.49
300	9660	CLUB SOFTBALL - SMS	0.00	0.00	1,360.00	0.00	590.00	770.00	0.00	770.00
300	9670	CD/MD CLASS - SMS	1,098.27	53.00	455.00	270.08	454.48	1,098.79	0.00	1,098.79
300	9690	PHYS ED DEPT - SMS	3,080.39	0.00	981.00	0.00	2,851.66	1,209.73	0.00	1,209.73

STRONGSVILLE CITY SCHOOL DISTRICT
 OH Cash Position Report

ACCOUNTING PERIOD : 11/24

FUND	SCC	DESCRIPTION	BEGIN BALANCE	MTD RECEIPTS	FYTD RECEIPTS	MTD EXPENDITURES	FYTD EXPENDITURES	CURRENT FUND BALANCE	CURRENT ENCUMBRANCE	UNENCUMBERED FUND BALANCE
300	9901	INSTRUMENTAL UNIFOR - SHS	12,512.66	0.00	9,605.00	0.00	12,715.83	9,401.83	8.47	9,393.36
300	9904	CHORAL CLOTHING - SHS	490.26	0.00	0.00	0.00	0.00	490.26	0.00	490.26
300	9905	BAND - SHS	3,803.71	66.00	1,266.00	0.00	0.00	5,069.71	0.00	5,069.71
300	9906	DRAMA CLUB - SHS	12,247.85	128.00	6,537.87	118.20	6,213.94	12,571.78	483.75	12,088.03
300	9907	ASAP - SHS	614.07	0.00	0.00	0.00	0.00	614.07	0.00	614.07
300	9908	SEAC - SHS	677.38	0.00	0.00	0.00	0.00	677.38	500.00	177.38
300	9909	THE STAMPEDE - SHS	1.53	0.00	0.00	0.00	0.00	1.53	0.00	1.53
300	9910	SKI CLUB - SHS	238.63	0.00	0.00	0.00	0.00	238.63	0.00	238.63
300	9912	GIRLS LACROSSE - SHS	0.70	0.00	0.00	0.00	0.00	0.70	0.00	0.70
300	9913	LEADERSHIP ACADEMY - SHS	6,633.72	0.00	0.00	0.00	109.99	6,523.73	0.00	6,523.73
300	9914	M.I.L.E UNIT - SHS	3,189.37	9,416.75	17,057.11	871.60	5,814.71	14,431.77	1,391.00	13,040.77
300	9915	SHS MAKERS - HS	175.00	0.00	0.00	0.00	0.00	175.00	0.00	175.00
300	9916	FOOTBALL CAMP - SHS	213.65	0.00	0.00	0.00	29.85	183.80	0.00	183.80
300	9917	ATHLETIC PROGRAMS	764.17	0.00	458.93	0.00	0.00	1,223.10	0.00	1,223.10
300	9919	OHSAA TOURNAMENTS	9,857.89	0.00	2,560.91	0.00	155.91	12,262.89	0.00	12,262.89
300	9920	BOYS TRACK - SHS	889.54	0.00	200.00	0.00	0.00	1,089.54	77.00	1,012.54
300	9921	GIRLS TRACK - SHS	556.70	0.00	200.00	0.00	0.00	756.70	77.00	679.70
300	9922	MD VOCATIONAL TRAIN -SHS	9,210.52	10,437.67	52,632.42	6,516.76	48,579.54	13,263.40	7,250.00	6,013.40
300	9923	ENGINEERING CLUB - HS	488.89	0.00	0.00	0.00	0.00	488.89	0.00	488.89
300	9924	DECA - SHS	39,936.52	2,276.00	23,410.74	1,404.98	29,761.67	33,585.59	14,141.65	19,443.94

STRONGSVILLE CITY SCHOOL DISTRICT
 OH Cash Position Report

ACCOUNTING PERIOD : 11/24

FUND	SCC	DESCRIPTION	BEGIN BALANCE	MTD RECEIPTS	FYTD RECEIPTS	MTD EXPENDITURES	FYTD EXPENDITURES	CURRENT FUND BALANCE	CURRENT ENCUMBRANCE	UNENCUMBERED FUND BALANCE
300	9928	OHIO CAREER ASSOC - SHS	51.56	0.00	0.00	0.00	0.00	51.56	0.00	51.56
300	9930	DANCE TEAM - SHS	17.59	0.00	0.00	0.00	11.00	6.59	0.00	6.59
300	9934	GIRLS SOCCER - SHS	126.26	0.00	0.00	0.00	0.00	126.26	0.00	126.26
300	9935	ORCHESTRA - SHS	14,053.33	0.00	3,110.00	0.00	0.00	17,163.33	0.00	17,163.33
300	9936	BOYS SOCCER - SHS	60.60	0.00	0.00	0.00	19.90	40.70	0.00	40.70
300	9937	VOCAL MUSIC - SHS	760.77	0.00	0.00	0.00	0.00	760.77	0.00	760.77
300	9939	MUSICAL PRODUCTION - SHS	31,891.03	515.40	15,502.02	114.11	9,868.45	37,524.60	206.29	37,318.31
300	9941	GIRLS BASKETBALL - SHS	188.41	0.00	0.00	0.00	44.00	144.41	0.00	144.41
300	9946	BOYS BASKETBALL - SHS	170.64	0.00	0.00	0.00	33.00	137.64	88.00	49.64
300	9949	BOYS VOLLEYBALL - SHS	0.00	75.00	875.75	0.00	605.00	270.75	44.00	226.75
300	9950	GIRLS VOLLEYBALL - SHS	1.48	0.00	0.00	0.00	0.00	1.48	0.00	1.48
300	9951	PROJECT SUPPORT - SHS	431.13	0.00	0.00	115.98	115.98	315.15	0.00	315.15
300	9955	GIRLS TENNIS - SHS	2,850.90	0.00	0.00	0.00	9.95	2,840.95	0.00	2,840.95
300	9956	BOYS TENNIS - SHS	12.29	0.00	0.00	0.00	0.00	12.29	11.00	1.29
300	9960	SWIM TEAM - SHS	54.60	0.00	0.00	0.00	33.00	21.60	0.00	21.60
300	9961	WRESTLING TEAM - SHS	298.38	0.00	2,355.00	0.00	2,125.00	528.38	0.00	528.38
300	9965	ICE HOCKEY - SHS	0.16	0.00	0.00	0.00	0.00	0.16	0.00	0.16
300	9967	LANTERN - SHS	767.24	0.00	929.00	200.00	483.93	1,212.31	779.02	433.29
300	9968	STROHIGAN - SHS	6,466.85	715.00	5,300.00	0.00	4,019.12	7,747.73	0.00	7,747.73
300	9970	BASEBALL - SHS	12,107.29	0.00	125.00	0.00	12,231.02	1.27	0.00	1.27

STRONGSVILLE CITY SCHOOL DISTRICT
 OH Cash Position Report

ACCOUNTING PERIOD : 11/24

FUND	SCC	DESCRIPTION	BEGIN BALANCE	MTD RECEIPTS	FYTD RECEIPTS	MTD EXPENDITURES	FYTD EXPENDITURES	CURRENT FUND BALANCE	CURRENT ENCUMBRANCE	UNENCUMBERED FUND BALANCE
300	9971	SOFTBALL- SHS	71.62	0.00	0.00	0.00	0.00	71.62	55.00	16.62
300	9972	GIRLS CROSS COUNTRY - SHS	3,752.45	0.00	3,380.00	0.00	109.85	7,022.60	0.00	7,022.60
300	9975	BOYS CROSS COUNTRY - SHS	2,720.31	0.00	2,970.00	0.00	29.85	5,660.46	0.00	5,660.46
300	9976	BOYS GOLF - HS	1,716.80	0.00	250.00	0.00	919.90	1,046.90	550.00	496.90
300	9980	GYMNASTICS - SHS	65.53	0.00	0.00	0.00	22.00	43.53	11.00	32.53
300	9985	GIRLS GOLF - SHS	863.35	0.00	0.00	0.00	29.85	833.50	0.00	833.50
300	9990	ATHLETIC TRAINER - SHS	2,298.57	0.00	170.00	0.00	1,275.00	1,193.57	0.00	1,193.57
300	9992	FALL CHEERLEADING - SHS	138.02	0.00	0.00	0.00	0.00	138.02	0.00	138.02
300	9996	WINTER CHEERLEADING - SHS	17,569.93	14,445.77	35,151.81	7,631.22	25,656.73	27,065.01	21,345.23	5,719.78
Total For Fund 300:			258,484.61	55,152.01	472,533.46	61,191.88	585,216.31	145,801.76	90,594.98	55,206.78
401	9021	AUX SERV FY21 ST JOSEPH	12.18	0.00	0.00	0.00	0.00	12.18	0.00	12.18
Total For Fund 401:			12.18	0.00	0.00	0.00	0.00	12.18	0.00	12.18
451	9023	OH K-12 CONNECTIVITY FY23	0.00	0.00	322.70	0.00	322.70	0.00	0.00	0.00
451	9024	OH K-12 CONNECTIVITY FY24	0.00	0.00	13,660.01	0.00	12,600.00	1,060.01	0.00	1,060.01
Total For Fund 451:			0.00	0.00	13,982.71	0.00	12,922.70	1,060.01	0.00	1,060.01

STRONGSVILLE CITY SCHOOL DISTRICT
 OH Cash Position Report

ACCOUNTING PERIOD : 11/24

FUND	SCC	DESCRIPTION	BEGIN BALANCE	MTD RECEIPTS	FYTD RECEIPTS	MTD EXPENDITURES	FYTD EXPENDITURES	CURRENT FUND BALANCE	CURRENT ENCUMBRANCE	UNENCUMBERED FUND BALANCE
467	9020	STUDENT WELLNESS & SUCCES	17,959.15	0.00	0.00	0.00	4,575.00	13,384.15	5,765.00	7,619.15
Total For Fund 467:			17,959.15	0.00	0.00	0.00	4,575.00	13,384.15	5,765.00	7,619.15
499	9023	PARENT MENTOR FY23	0.00	0.00	2,083.48	0.00	2,083.48	0.00	0.00	0.00
499	9024	PARENT MENTOR FY24	0.00	2,125.10	19,321.75	2,125.10	21,446.85	-2,125.10	0.00	-2,125.10
499	9123	SCHOOL BUS PROGRAM FY23	135,000.00	0.00	0.00	0.00	135,000.00	0.00	0.00	0.00
499	9124	SCHOOL BUS PROGRAM FY24	0.00	0.00	0.00	0.00	0.00	0.00	135,000.00	-135,000.00
499	9223	AG SCHOOL SAFETY FY23	30,225.01	0.00	0.00	0.00	30,225.01	0.00	0.00	0.00
499	9224	AG SCHOOL SAFETY FY24	0.00	0.00	24,680.01	12,996.00	12,996.00	11,684.01	0.00	11,684.01
Total For Fund 499:			165,225.01	2,125.10	46,085.24	15,121.10	201,751.34	9,558.91	135,000.00	-125,441.09
507	9123	ESSER II FY23	5,089.62	0.00	59,589.50	0.00	64,679.12	0.00	0.00	0.00
507	9223	ESSER III FY23	0.00	0.00	188,900.57	0.00	188,900.57	0.00	0.00	0.00
507	9224	ESSER III FY24	0.00	150,376.84	1,284,993.66	151,903.97	1,436,897.63	-151,903.97	0.00	-151,903.97
507	9323	ARP HOMELESS FY23	4,335.00	0.00	0.00	0.00	4,335.00	0.00	0.00	0.00
507	9324	ARP HOMELESS FY24	0.00	826.35	2,863.57	1,381.73	4,245.30	-1,381.73	204.70	-1,586.43

STRONGSVILLE CITY SCHOOL DISTRICT
 OH Cash Position Report

ACCOUNTING PERIOD : 11/24

FUND	SCC	DESCRIPTION	BEGIN BALANCE	MTD RECEIPTS	FYTD RECEIPTS	MTD EXPENDITURES	FYTD EXPENDITURES	CURRENT FUND BALANCE	CURRENT ENCUMBRANCE	UNENCUMBERED FUND BALANCE
Total For Fund 507:			9,424.62	151,203.19	1,536,347.30	153,285.70	1,699,057.62	-153,285.70	204.70	-153,490.40
516	9023	IDEA-B FY23 607.63		0.00	147,076.07	0.00	147,683.70	0.00	0.00	0.00
516	9024	IDEA-B FY24 0.00		107,806.22	929,571.42	100,790.68	1,030,362.10	-100,790.68	23,814.94	-124,605.62
516	9123	ARP IDEA-B FY23 2.59		0.00	51,585.83	0.00	51,588.42	0.00	0.00	0.00
Total For Fund 516:			610.22	107,806.22	1,128,233.32	100,790.68	1,229,634.22	-100,790.68	23,814.94	-124,605.62
551	9023	TITLE III LEP FY23 380.00		0.00	0.00	0.00	380.00	0.00	0.00	0.00
551	9024	TITLE III LEP FY24 0.00		11,012.08	46,778.37	8,416.43	55,194.80	-8,416.43	2,302.74	-10,719.17
551	9124	TITLE III IMMIGRANT 0.00		0.00	414.00	0.00	414.00	0.00	0.00	0.00
Total For Fund 551:			380.00	11,012.08	47,192.37	8,416.43	55,988.80	-8,416.43	2,302.74	-10,719.17
572	9023	TITLE I FY23 11,270.59		0.00	37,721.09	0.00	48,991.68	0.00	0.00	0.00
572	9024	TITLE I FY24 0.00		72,820.61	462,347.88	79,410.01	541,757.89	-79,410.01	41,805.72	-121,215.73
572	9123	TITLE I EOEK FY23 0.00		0.00	13,442.98	0.00	13,442.98	0.00	0.00	0.00
Total For Fund 572:			11,270.59	72,820.61	513,511.95	79,410.01	604,192.55	-79,410.01	41,805.72	-121,215.73

STRONGSVILLE CITY SCHOOL DISTRICT
 OH Cash Position Report

ACCOUNTING PERIOD : 11/24

FUND	SCC	DESCRIPTION	BEGIN BALANCE	MTD RECEIPTS	FYTD RECEIPTS	MTD EXPENDITURES	FYTD EXPENDITURES	CURRENT FUND BALANCE	CURRENT ENCUMBRANCE	UNENCUMBERED FUND BALANCE
584	9023	TITLE IV-A FY23	4,067.57	0.00	5,459.65	0.00	9,527.22	0.00	0.00	0.00
584	9024	TITLE IV-A FY24	0.00	15,310.60	31,897.71	2,928.30	34,826.01	-2,928.30	12,435.17	-15,363.47
584	9124	STRONGER CONNECTIONS FY24	0.00	1,437.50	5,137.50	690.00	5,827.50	-690.00	1,380.00	-2,070.00
Total For Fund 584:			4,067.57	16,748.10	42,494.86	3,618.30	50,180.73	-3,618.30	13,815.17	-17,433.47
587	9023	EARLY CHILD SPED FY23	0.49	0.00	2,883.70	0.00	2,884.19	0.00	0.00	0.00
587	9024	EARLY CHILD SPED FY24	0.00	2,437.57	21,288.45	2,429.98	23,718.43	-2,429.98	0.00	-2,429.98
587	9123	ARP EARLY CHILD SPED FY23	0.00	0.00	2,628.40	0.00	2,628.40	0.00	0.00	0.00
Total For Fund 587:			0.49	2,437.57	26,800.55	2,429.98	29,231.02	-2,429.98	0.00	-2,429.98
590	9023	TITLE II-A FY23	18,842.54	0.00	31,118.42	0.00	49,960.96	0.00	0.00	0.00
590	9024	TITLE II-A FY24	0.00	3,963.33	97,623.64	2,408.19	100,031.83	-2,408.19	3,250.00	-5,658.19
Total For Fund 590:			18,842.54	3,963.33	128,742.06	2,408.19	149,992.79	-2,408.19	3,250.00	-5,658.19
599	9023	SCHOOL SAFETY GRANT FY23	289,043.96	0.00	0.00	0.00	280,965.55	8,078.41	8,078.40	0.01
599	9123	SCHOOL SAFETY RD 5 FY23	450,000.00	0.00	0.00	0.00	179,869.46	270,130.54	270,130.54	0.00

POWERSCHOOLS LLC
 DATE: 06/04/2024
 TIME: 09:29:50
 SELECTION CRITERIA : ALL

STRONGSVILLE CITY SCHOOL DISTRICT
 OH Cash Position Report

ACCOUNTING PERIOD : 11/24

FUND	SCC	DESCRIPTION	MTD RECEIPTS	FYTD RECEIPTS	MTD EXPENDITURES	FYTD EXPENDITURES	CURRENT FUND BALANCE	CURRENT ENCUMBRANCE	UNENCUMBERED FUND BALANCE

Total For Fund	599:								
		739,043.96	0.00	0.00	0.00	460,835.01	278,208.95	278,208.94	0.01

GRAND TOTALS:		86,867,336.51	6,530,510.91	115,576,670.38	10,266,675.30	104,102,968.84	98,341,038.05	8,073,490.04	90,267,548.01

POWERSCHOOLS LLC
 DATE: 06/04/2024
 TIME: 09:29:50
 SELECTION CRITERIA : ALL

STRONGSVILLE CITY SCHOOL DISTRICT
 OH Cash Position Report

ACCOUNTING PERIOD : 11/24

FUND	SCC	DESCRIPTION BEGIN BALANCE	MTD RECEIPTS	FYTD RECEIPTS	MTD EXPENDITURES	FYTD EXPENDITURES	CURRENT FUND BALANCE	CURRENT ENCUMBRANCE	UNENCUMBERED FUND BALANCE
001		46,048,260.01	4,272,944.01	89,044,906.98	7,163,496.95	76,221,796.99	58,871,370.00	4,068,242.31	54,803,127.69
002		6,079,358.93	204,672.47	3,745,830.39	839,858.51	3,425,644.29	6,399,545.03	0.00	6,399,545.03
003		2,395,711.22	67,094.99	1,289,605.78	113,802.78	1,428,917.29	2,256,399.71	1,680,553.07	575,846.64
004		858,868.71	4,303.57	76,483.90	0.00	0.00	935,352.61	0.00	935,352.61
006		992,915.13	202,306.49	2,162,706.76	212,520.95	2,252,382.76	903,239.13	158,005.25	745,233.88
009		10,816.05	10,186.82	201,989.34	9,081.14	231,524.61	-18,719.22	38,178.40	-56,897.62
014		159,207.63	21,816.28	237,229.44	8,236.06	176,576.83	219,860.24	122,263.83	97,596.41
018		175,238.58	5,373.59	86,801.97	9,229.40	64,695.53	197,345.02	14,140.58	183,204.44
019		171,208.06	0.00	97,624.20	133,708.27	209,442.42	59,389.84	1,500.00	57,889.84
022		5,181.03	3,422.00	28,722.40	598.67	14,681.21	19,222.22	3,821.19	15,401.03
023		60,204.34	3,466.35	73,644.22	40,916.50	76,865.88	56,982.68	40,471.87	16,510.81
024		3,246,392.50	1,264,775.05	13,961,279.93	1,288,412.78	14,262,491.53	2,945,180.90	1,312,740.47	1,632,440.43
035		250,000.00	0.00	0.00	2,414.17	568,506.70	-318,506.70	0.00	-318,506.70
070		25,025,978.07	45,025.08	510,461.67	0.00	0.00	25,536,439.74	0.00	25,536,439.74

STRONGSVILLE CITY SCHOOL DISTRICT
 OH Cash Position Report

ACCOUNTING PERIOD : 11/24

FUND	SCC	DESCRIPTION BEGIN BALANCE	MTD RECEIPTS	FYTD RECEIPTS	MTD EXPENDITURES	FYTD EXPENDITURES	CURRENT FUND BALANCE	CURRENT ENCUMBRANCE	UNENCUMBERED FUND BALANCE
200		162,675.31	1,856.00	103,459.58	17,726.85	85,864.71	180,270.18	38,810.88	141,459.30
300		258,484.61	55,152.01	472,533.46	61,191.88	585,216.31	145,801.76	90,594.98	55,206.78
401		12.18	0.00	0.00	0.00	0.00	12.18	0.00	12.18
451		0.00	0.00	13,982.71	0.00	12,922.70	1,060.01	0.00	1,060.01
467		17,959.15	0.00	0.00	0.00	4,575.00	13,384.15	5,765.00	7,619.15
499		165,225.01	2,125.10	46,085.24	15,121.10	201,751.34	9,558.91	135,000.00	-125,441.09
507		9,424.62	151,203.19	1,536,347.30	153,285.70	1,699,057.62	-153,285.70	204.70	-153,490.40
516		610.22	107,806.22	1,128,233.32	100,790.68	1,229,634.22	-100,790.68	23,814.94	-124,605.62
551		380.00	11,012.08	47,192.37	8,416.43	55,988.80	-8,416.43	2,302.74	-10,719.17
572		11,270.59	72,820.61	513,511.95	79,410.01	604,192.55	-79,410.01	41,805.72	-121,215.73
584		4,067.57	16,748.10	42,494.86	3,618.30	50,180.73	-3,618.30	13,815.17	-17,433.47
587		0.49	2,437.57	26,800.55	2,429.98	29,231.02	-2,429.98	0.00	-2,429.98
590		18,842.54	3,963.33	128,742.06	2,408.19	149,992.79	-2,408.19	3,250.00	-5,658.19
599		739,043.96	0.00	0.00	0.00	460,835.01	278,208.95	278,208.94	0.01

POWERSCHOOLS LLC
 DATE: 06/04/2024
 TIME: 09:29:50
 SELECTION CRITERIA : ALL

STRONGSVILLE CITY SCHOOL DISTRICT
 OH Cash Position Report

ACCOUNTING PERIOD : 11/24

FUND	SCC	DESCRIPTION	MTD RECEIPTS	FYTD RECEIPTS	MTD EXPENDITURES	FYTD EXPENDITURES	CURRENT FUND BALANCE	CURRENT ENCUMBRANCE	UNENCUMBERED FUND BALANCE
GRAND TOTALS:			6,530,510.91	115,576,670.38	10,266,675.30	104,102,968.84	98,341,038.05	8,073,490.04	90,267,548.01

STRONGSVILLE CITY SCHOOL DISTRICT
 REVENUE STATUS REPORT

SELECTION CRITERIA: ALL
 ACCOUNTING PERIOD: 11/24

SORTED BY: FUND/SCC,ACCOUNT
 TOTALED ON: FUND/SCC
 PAGE BREAKS ON:

FUND/SCC-0010000 GENERAL FUND

ACCOUNT	TITLE	BUDGET	PERIOD RECEIPTS	RECEIVABLES	YEAR TO DATE RECEIPTS	AVAILABLE BALANCE	YTD/ BUD
R1111	REAL ESTATE TAX	61,621,544.83	.00	.00	61,621,544.83	.00	100.00
R1122	PUBLIC UTILITY PERS PROP	4,477,940.04	.00	.00	4,477,940.04	.00	100.00
R1211	TUITION PRESCHOOL	129,000.00	10,920.00	.00	131,026.00	-2,026.00	101.57
R1219	TUITION FDK & OTHER	577,646.95	-600.00	.00	537,046.95	40,600.00	92.97
R1221	TUITION - SF14	234,252.60	.00	.00	234,252.60	.00	100.00
R1223	TUITION - S14H SPED	85,089.34	-161.27	.00	84,928.07	161.27	99.81
R1229	EXCESS COSTS - SF6	67,635.14	.00	.00	67,635.14	.00	100.00
R1410	INTEREST INCOME	2,570,346.83	262,664.46	.00	2,483,011.29	87,335.54	96.60
R1635	SPORT PAY TO PARTICIPATE	233,515.00	8,000.00	.00	241,515.00	-8,000.00	103.43
R1740	TECH FEE AND PY STUD FEE	180,000.00	4,419.11	.00	176,952.42	3,047.58	98.31
R1790	TRAINER FEE	19,463.75	840.00	.00	20,303.75	-840.00	104.32
R1820	CONTRIBUTION AND DONATIO	30,358.10	195.45	.00	30,553.55	-195.45	100.64
R1833	CUSTOMER SERVICES	255.05	16.00	.00	221.05	34.00	86.67
R1851	VENDING MACHINES	5,700.00	.00	.00	5,321.63	378.37	93.36
R1852	TELEPHONE/CELL TOWER	56,093.64	4,720.95	.00	51,372.69	4,720.95	91.58
R1890	OTHER MISC RECEIPTS	12,045.77	2,258.18	.00	14,303.95	-2,258.18	118.75
R1931	SALE OF FIXED ASSETS	21,420.00	294.63	.00	21,714.63	-294.63	101.38
R2400	REVENUE IN LIEU OF TAXES	3,053,219.42	92,694.37	.00	3,145,913.79	-92,694.37	103.04
R3110	BASIC STATE AID - FOUNDA	8,370,762.33	637,667.50	.00	7,738,721.11	632,041.22	92.45
R3131	STATE ROLLBACKS	5,427,980.00	2,703,484.27	.00	5,425,195.58	2,784.42	99.95
R3132	STATE HOMESTEAD	965,568.00	492,326.06	.00	968,352.29	-2,784.29	100.29
R3190	OTHER UNRESTRICTED GRANT	365,152.67	.00	.00	365,152.67	.00	100.00
R3211	ECON. DISAD. FUNDING	54,874.00	4,390.88	.00	50,664.50	4,209.50	92.33
R3215	CAREER TECHNICAL ED.	18,388.53	1,490.12	.00	16,844.92	1,543.61	91.61
R3216	GIFTED EDUCATION	183,335.00	14,462.20	.00	159,478.87	23,856.13	86.99
R3217	ENGLISH LEARNER FUNDING	19,542.47	1,683.03	.00	17,971.42	1,571.05	91.96
R3218	STUDENT WELLNESS & SUCCE	243,938.00	20,187.19	.00	223,728.51	20,209.49	91.72
R3219	OTHER RESTRICTED GRANTS	244,117.40	.00	.00	244,117.40	.00	100.00
R3300	CATASTROPHIC COST	550,000.00	.00	.00	.00	550,000.00	.00
R4120	MEDICAID	250,000.00	10,671.34	.00	255,099.99	-5,099.99	102.04
R5220	RETURN ADVANCE	197,620.00	.00	.00	197,619.85	.15	100.00
R5300	REFUND OF PRIOR YR EXP	36,722.03	319.54	.00	36,402.49	319.54	99.13
TOTAL GENERAL FUND		90,303,526.89	4,272,944.01	.00	89,044,906.98	1,258,619.91	98.61
FUND/SCC-0020000 BOND RETIREMENT							
R1111	REAL ESTATE TAX	3,228,986.73	.00	.00	3,228,986.73	.00	100.00
R1122	PUBLIC UTILITY PERS PROP	107,023.60	.00	.00	107,023.60	.00	100.00
R3131	STATE ROLLBACKS	355,485.06	177,061.25	.00	355,485.06	.00	100.00
R3132	STATE HOMESTEAD	54,335.00	27,611.22	.00	54,335.00	.00	100.00
TOTAL BOND RETIREMENT		3,745,830.39	204,672.47	.00	3,745,830.39	.00	100.00
FUND/SCC-0030000 PERMANENT IMPROVEMENT							
R1122	PUBLIC UTILITY PERS PROP	53,514.12	.00	.00	53,514.12	.00	100.00
R1190	OTHER LOCAL TAXES	1,076,572.89	.00	.00	1,076,572.89	.00	100.00
R1820	CONTRIBUTION AND DONATIO	1,500.00	.00	.00	1,500.00	.00	100.00

STRONGSVILLE CITY SCHOOL DISTRICT
 REVENUE STATUS REPORT

SELECTION CRITERIA: ALL
 ACCOUNTING PERIOD: 11/24

SORTED BY: FUND/SCC,ACCOUNT
 TOTALED ON: FUND/SCC
 PAGE BREAKS ON:

FUND/SCC-0030000 PERMANENT IMPROVEMENT

ACCOUNT - - - -	TITLE - - - -	BUDGET	PERIOD RECEIPTS	RECEIVABLES	YEAR TO DATE RECEIPTS	AVAILABLE BALANCE	YTD/ BUD
R3131	STATE ROLLBACKS	116,462.78	58,043.37	.00	116,462.78	.00	100.00
R3132	STATE HOMESTEAD	17,801.93	9,051.62	.00	17,801.93	.00	100.00
R5300	REFUND OF PRIOR YR EXP	23,754.06	.00	.00	23,754.06	.00	100.00
TOTAL PERMANENT IMPROVEMENT		1,289,605.78	67,094.99	.00	1,289,605.78	.00	100.00
FUND/SCC-0049953 BUILDING FUND - TURF							
R1410	INTEREST INCOME	25,000.00	4,303.57	.00	45,483.90	-20,483.90	181.94
R1820	CONTRIBUTION AND DONATIO	31,000.00	.00	.00	31,000.00	.00	100.00
R5100	TRANSFERS-IN	54,326.69	.00	.00	.00	54,326.69	.00
TOTAL BUILDING FUND - TURF		110,326.69	4,303.57	.00	76,483.90	33,842.79	69.32
FUND/SCC-0060000 FOOD SERVICE							
R1511	STUDENT BREAKFASTS	88,563.76	8,312.05	.00	87,166.10	1,397.66	98.42
R1512	STUDENT LUNCHES	787,205.92	67,936.30	.00	778,798.15	8,407.77	98.93
R1513	STUDENT ALA CARTE	474,368.92	41,234.22	.00	466,657.11	7,711.81	98.37
R1514	STUDENT MILK	1,214.10	143.40	.00	1,230.00	-15.90	101.31
R1523	ADULT ALA CARTE	26,018.47	2,236.00	.00	25,656.48	361.99	98.61
R1590	FOOD OTHER RECEIPTS	15,000.00	3,662.77	.00	7,059.94	7,940.06	47.07
R1851	VENDING MACHINES	5,321.64	.00	.00	5,321.64	.00	100.00
R1890	OTHER MISC RECEIPTS	17,859.73	1,627.50	.00	18,687.73	-828.00	104.64
R3200	RESTRICTED GRANTS-IN-AID	33,132.94	.00	.00	5,132.94	28,000.00	15.49
R4220	RESTRICTED GRANTS-IN-AID	843,569.20	77,154.25	.00	766,988.60	76,580.60	90.92
R5300	REFUND OF PRIOR YR EXP	8.07	.00	.00	8.07	.00	100.00
TOTAL FOOD SERVICE		2,292,262.75	202,306.49	.00	2,162,706.76	129,555.99	94.35
FUND/SCC-0099110 USS CHAPMAN							
R1710	SALE OF SUPPLIES	2,000.00	5.00	.00	1,644.25	355.75	82.21
R1720	SALE OF WORKBOOKS	15,000.00	27.42	.00	8,073.77	6,926.23	53.83
TOTAL USS CHAPMAN		17,000.00	32.42	.00	9,718.02	7,281.98	57.16
FUND/SCC-0099210 USS MURASKI							
R1710	SALE OF SUPPLIES	4,000.00	40.00	.00	2,129.54	1,870.46	53.24
R1720	SALE OF WORKBOOKS	16,000.00	182.38	.00	9,902.03	6,097.97	61.89
TOTAL USS MURASKI		20,000.00	222.38	.00	12,031.57	7,968.43	60.16
FUND/SCC-0099220 USS KINSNER							
R1710	SALE OF SUPPLIES	4,000.00	35.00	.00	2,705.75	1,294.25	67.64
R1720	SALE OF WORKBOOKS	25,000.00	168.66	.00	12,845.85	12,154.15	51.38
TOTAL USS KINSNER		29,000.00	203.66	.00	15,551.60	13,448.40	53.63
FUND/SCC-0099300 USS SURRARRER							
R1710	SALE OF SUPPLIES	1,500.00	60.00	.00	1,531.00	-31.00	102.07
R1720	SALE OF WORKBOOKS	18,000.00	291.89	.00	6,734.75	11,265.25	37.42
TOTAL USS SURRARRER		19,500.00	351.89	.00	8,265.75	11,234.25	42.39

SELECTION CRITERIA: ALL
 ACCOUNTING PERIOD: 11/24

SORTED BY: FUND/SCC,ACCOUNT
 TOTALED ON: FUND/SCC
 PAGE BREAKS ON:

FUND/SCC-0099310 USS WHITNEY

ACCOUNT - - - - TITLE - - - - -	BUDGET	PERIOD RECEIPTS	RECEIVABLES	YEAR TO DATE RECEIPTS	AVAILABLE BALANCE	YTD/ BUD
FUND/SCC-0099310 USS WHITNEY						
R1710 SALE OF SUPPLIES	3,000.00	15.00	.00	1,939.00	1,061.00	64.63
R1720 SALE OF WORKBOOKS	15,000.00	86.28	.00	9,003.20	5,996.80	60.02
TOTAL USS WHITNEY	18,000.00	101.28	.00	10,942.20	7,057.80	60.79
FUND/SCC-0099600 USS SMS						
R1710 SALE OF SUPPLIES	3,000.00	3.00	.00	31.15	2,968.85	1.04
R1720 SALE OF WORKBOOKS	110,000.00	4,177.31	.00	71,262.19	38,737.81	64.78
TOTAL USS SMS	113,000.00	4,180.31	.00	71,293.34	41,706.66	63.09
FUND/SCC-0099900 USS SHS						
R1710 SALE OF SUPPLIES	120,000.00	5,094.88	.00	74,186.86	45,813.14	61.82
TOTAL USS SHS	120,000.00	5,094.88	.00	74,186.86	45,813.14	61.82
FUND/SCC-0149001 ROTARY SUMMER SCHOOL						
R1222 TUITION SUMMER SCHOOL	80,946.57	16,270.00	.00	21,750.00	59,196.57	26.87
R1820 CONTRIBUTION AND DONATIO	.00	.00	.00	29,681.36	-29,681.36	.00
TOTAL ROTARY SUMMER SCHOOL	80,946.57	16,270.00	.00	51,431.36	29,515.21	63.54
FUND/SCC-0149002 ROTARY FACILITY USAGE						
R1839 OTHER ENTITIES	40,000.00	.00	.00	34,529.01	5,470.99	86.32
R1851 VENDING MACHINES	4,000.00	.00	.00	5,321.62	-1,321.62	133.04
TOTAL ROTARY FACILITY USAGE	44,000.00	.00	.00	39,850.63	4,149.37	90.57
FUND/SCC-0149003 ROTARY FAC USAGE - TURF						
R1839 OTHER ENTITIES	5,000.00	.00	.00	.00	5,000.00	.00
TOTAL ROTARY FAC USAGE - TURF	5,000.00	.00	.00	.00	5,000.00	.00
FUND/SCC-0149005 ROTARY HR WEBCHECK						
R1833 CUSTOMER SERVICES	20,000.00	1,622.00	.00	15,574.75	4,425.25	77.87
TOTAL ROTARY HR WEBCHECK	20,000.00	1,622.00	.00	15,574.75	4,425.25	77.87
FUND/SCC-0149006 ROTARY AUDIO VISUAL						
R1839 OTHER ENTITIES	100.00	.00	.00	.00	100.00	.00
TOTAL ROTARY AUDIO VISUAL	100.00	.00	.00	.00	100.00	.00
FUND/SCC-0149007 ROTARY MAKERSPACE CAMP						
R1222 TUITION SUMMER SCHOOL	2,000.00	.00	.00	.00	2,000.00	.00
TOTAL ROTARY MAKERSPACE CAMP	2,000.00	.00	.00	.00	2,000.00	.00
FUND/SCC-0149110 ROTARY FIELD TRIP CHAPMAN						
R1610 ADMISSIONS	5,500.00	40.00	.00	4,389.64	1,110.36	79.81
TOTAL ROTARY FIELD TRIP CHAPM	5,500.00	40.00	.00	4,389.64	1,110.36	79.81
FUND/SCC-0149111 LIBRARY FINES&FEES-CHAPMA						

STRONGSVILLE CITY SCHOOL DISTRICT
 REVENUE STATUS REPORT

SELECTION CRITERIA: ALL
 ACCOUNTING PERIOD: 11/24

SORTED BY: FUND/SCC,ACCOUNT
 TOTALED ON: FUND/SCC
 PAGE BREAKS ON:

FUND/SCC-0149111 LIBRARY FINES&FEES-CHAPMA

ACCOUNT - - - -	TITLE - - - -	BUDGET	PERIOD RECEIPTS	RECEIVABLES	YEAR TO DATE RECEIPTS	AVAILABLE BALANCE	YTD/ BUD
R1860	FINES	200.00	54.06	.00	229.04	-29.04	114.52
TOTAL LIBRARY FINES&FEES-CHAP		200.00	54.06	.00	229.04	-29.04	114.52
FUND/SCC-0149150 ROTARY STOCKROOM							
R1620	SALES	60,000.00	.00	.00	.00	60,000.00	.00
TOTAL ROTARY STOCKROOM		60,000.00	.00	.00	.00	60,000.00	.00
FUND/SCC-0149210 ROTARY FIELD TRIP MURASKI							
R1610	ADMISSIONS	8,300.00	49.00	.00	6,138.30	2,161.70	73.96
TOTAL ROTARY FIELD TRIP MURAS		8,300.00	49.00	.00	6,138.30	2,161.70	73.96
FUND/SCC-0149211 LIBRARY FINES&FEES-MURASK							
R1860	FINES	600.00	95.30	.00	301.52	298.48	50.25
TOTAL LIBRARY FINES&FEES-MURA		600.00	95.30	.00	301.52	298.48	50.25
FUND/SCC-0149220 ROTARY FIELD TRIP KINSNER							
R1610	ADMISSIONS	7,500.00	66.10	.00	7,452.85	47.15	99.37
TOTAL ROTARY FIELD TRIP KINSN		7,500.00	66.10	.00	7,452.85	47.15	99.37
FUND/SCC-0149221 LIBRARY FINES&FEES-KINSNE							
R1860	FINES	350.00	.00	.00	289.56	60.44	82.73
TOTAL LIBRARY FINES&FEES-KINS		350.00	.00	.00	289.56	60.44	82.73
FUND/SCC-0149300 ROTARY FIELD TRIP SURRARR							
R1610	ADMISSIONS	5,200.00	7.00	.00	4,343.58	856.42	83.53
TOTAL ROTARY FIELD TRIP SURRA		5,200.00	7.00	.00	4,343.58	856.42	83.53
FUND/SCC-0149301 LIBRARY FINES&FEES-SURRAR							
R1860	FINES	400.00	76.00	.00	171.00	229.00	42.75
TOTAL LIBRARY FINES&FEES-SURR		400.00	76.00	.00	171.00	229.00	42.75
FUND/SCC-0149310 ROTARY FIELD TRIP WHITNEY							
R1610	ADMISSIONS	7,000.00	21.00	.00	5,195.84	1,804.16	74.23
TOTAL ROTARY FIELD TRIP WHITN		7,000.00	21.00	.00	5,195.84	1,804.16	74.23
FUND/SCC-0149311 LIBRARY FINES&FEES-WHITNE							
R1860	FINES	350.00	15.00	.00	285.94	64.06	81.70
TOTAL LIBRARY FINES&FEES-WHIT		350.00	15.00	.00	285.94	64.06	81.70
FUND/SCC-0149600 ROTARY FIELD TRIP SMS							
R1610	ADMISSIONS	7,500.00	.00	.00	.00	7,500.00	.00
TOTAL ROTARY FIELD TRIP SMS		7,500.00	.00	.00	.00	7,500.00	.00
FUND/SCC-0149601 LIBRARY FINES&FEES-SMS							
R1860	FINES	700.00	151.12	.00	883.16	-183.16	126.17

SELECTION CRITERIA: ALL
 ACCOUNTING PERIOD: 11/24

SORTED BY: FUND/SCC,ACCOUNT
 TOTALED ON: FUND/SCC
 PAGE BREAKS ON:

FUND/SCC-0149601 LIBRARY FINES&FEES-SMS

ACCOUNT - - - - TITLE - - - -	BUDGET	PERIOD RECEIPTS	RECEIVABLES	YEAR TO DATE RECEIPTS	AVAILABLE BALANCE	YTD/ BUD
TOTAL LIBRARY FINES&FEES-SMS	700.00	151.12	.00	883.16	-183.16	126.17
FUND/SCC-0149900 ROTARY FIELD TRIP SHS						
R1610 ADMISSIONS	11,500.00	.00	.00	.00	11,500.00	.00
TOTAL ROTARY FIELD TRIP SHS	11,500.00	.00	.00	.00	11,500.00	.00
FUND/SCC-0149901 LIBRARY FINES&FEES-SHS						
R1860 FINES	500.00	43.29	.00	742.12	-242.12	148.42
TOTAL LIBRARY FINES&FEES-SHS	500.00	43.29	.00	742.12	-242.12	148.42
FUND/SCC-0149903 ROTARY AP/ACT/SAT TESTING						
R1631 ACADEMIC PAY TO PARTICIP	167,000.00	3,306.41	.00	96,522.15	70,477.85	57.80
TOTAL ROTARY AP/ACT/SAT TESTI	167,000.00	3,306.41	.00	96,522.15	70,477.85	57.80
FUND/SCC-0149904 STUDENT PATHS - SHS						
R1890 OTHER MISC RECEIPTS	5,500.00	.00	.00	3,428.00	2,072.00	62.33
TOTAL STUDENT PATHS - SHS	5,500.00	.00	.00	3,428.00	2,072.00	62.33
FUND/SCC-0189110 PUBL SCHL SUPRT - CHAPMAN						
R1820 CONTRIBUTION AND DONATIO	2,500.00	723.33	.00	4,442.48	-1,942.48	177.70
TOTAL PUBL SCHL SUPRT - CHAPM	2,500.00	723.33	.00	4,442.48	-1,942.48	177.70
FUND/SCC-0189210 PUBL SCHL SUPRT - MURASKI						
R1820 CONTRIBUTION AND DONATIO	4,000.00	206.00	.00	4,220.92	-220.92	105.52
TOTAL PUBL SCHL SUPRT - MURAS	4,000.00	206.00	.00	4,220.92	-220.92	105.52
FUND/SCC-0189220 PUBL SCHL SUPRT - KINSNER						
R1620 SALES	5,000.00	.00	.00	.00	5,000.00	.00
R1820 CONTRIBUTION AND DONATIO	5,000.00	168.57	.00	6,875.86	-1,875.86	137.52
R1839 OTHER ENTITIES	1,000.00	.00	.00	.00	1,000.00	.00
TOTAL PUBL SCHL SUPRT - KINSN	11,000.00	168.57	.00	6,875.86	4,124.14	62.51
FUND/SCC-0189300 PUBL SCHL SUPRT - SURRARR						
R1620 SALES	500.00	.00	.00	.00	500.00	.00
R1690 OTHER EXT ACTIVITY RCPTS	1,000.00	.00	.00	.00	1,000.00	.00
R1820 CONTRIBUTION AND DONATIO	1,500.00	487.98	.00	3,240.22	-1,740.22	216.01
R1839 OTHER ENTITIES	1,000.00	.00	.00	.00	1,000.00	.00
TOTAL PUBL SCHL SUPRT - SURRA	4,000.00	487.98	.00	3,240.22	759.78	81.01
FUND/SCC-0189310 PUBL SCHL SUPRT - WHITNEY						
R1620 SALES	.00	.00	.00	385.00	-385.00	.00
R1690 OTHER EXT ACTIVITY RCPTS	500.00	.00	.00	.00	500.00	.00
R1820 CONTRIBUTION AND DONATIO	3,600.00	191.00	.00	3,018.10	581.90	83.84
R1839 OTHER ENTITIES	.00	.00	.00	550.00	-550.00	.00
R1890 OTHER MISC RECEIPTS	.00	.00	.00	14.70	-14.70	.00

STRONGSVILLE CITY SCHOOL DISTRICT
 REVENUE STATUS REPORT

SELECTION CRITERIA: ALL
 ACCOUNTING PERIOD: 11/24

SORTED BY: FUND/SCC,ACCOUNT
 TOTALED ON: FUND/SCC
 PAGE BREAKS ON:

FUND/SCC-0189310 PUBL SCHL SUPRT - WHITNEY

ACCOUNT - - - - TITLE - - - - -	BUDGET	PERIOD RECEIPTS	RECEIVABLES	YEAR TO DATE RECEIPTS	AVAILABLE BALANCE	YTD/ BUD
TOTAL PUBL SCHL SUPRT - WHITN	4,100.00	191.00	.00	3,967.80	132.20	96.78
FUND/SCC-0189400 PUBL SCHL SUPRT - SELP						
R1620 SALES	500.00	.00	.00	.00	500.00	.00
R1820 CONTRIBUTION AND DONATIO	1,500.00	244.25	.00	792.99	707.01	52.87
TOTAL PUBL SCHL SUPRT - SELP	2,000.00	244.25	.00	792.99	1,207.01	39.65
FUND/SCC-0189600 PUBL SCHL SUPRT - SMS						
R1690 OTHER EXT ACTIVITY RCPTS	4,000.00	.00	.00	.00	4,000.00	.00
R1820 CONTRIBUTION AND DONATIO	3,500.00	27.61	.00	8,846.31	-5,346.31	252.75
R1839 OTHER ENTITIES	.00	.00	.00	100.00	-100.00	.00
TOTAL PUBL SCHL SUPRT - SMS	7,500.00	27.61	.00	8,946.31	-1,446.31	119.28
FUND/SCC-0189900 PUBL SCHL SUPRT - SHS						
R1620 SALES	.00	.00	.00	1,475.00	-1,475.00	.00
R1630 DUES AND FEES	50,000.00	1,910.53	.00	41,402.71	8,597.29	82.81
R1820 CONTRIBUTION AND DONATIO	10,000.00	74.32	.00	1,077.46	8,922.54	10.77
R1839 OTHER ENTITIES	.00	.00	.00	6,491.83	-6,491.83	.00
R1860 FINES	6,000.00	1,340.00	.00	3,837.90	2,162.10	63.97
R1890 OTHER MISC RECEIPTS	.00	.00	.00	30.49	-30.49	.00
TOTAL PUBL SCHL SUPRT - SHS	66,000.00	3,324.85	.00	54,315.39	11,684.61	82.30
FUND/SCC-0199903 GPD FOUNDATION GRANT						
R1820 CONTRIBUTION AND DONATIO	16,649.00	.00	.00	16,649.00	.00	100.00
TOTAL GPD FOUNDATION GRANT	16,649.00	.00	.00	16,649.00	.00	100.00
FUND/SCC-0199911 SEF FIELD TRIP GRANTS						
R1820 CONTRIBUTION AND DONATIO	1,500.00	.00	.00	.00	1,500.00	.00
TOTAL SEF FIELD TRIP GRANTS	1,500.00	.00	.00	.00	1,500.00	.00
FUND/SCC-0199915 SEF GRANTS						
R1820 CONTRIBUTION AND DONATIO	39,204.60	.00	.00	37,113.60	2,091.00	94.67
TOTAL SEF GRANTS	39,204.60	.00	.00	37,113.60	2,091.00	94.67
FUND/SCC-0199922 COCA-COLA SCHOLARSHIP						
R1820 CONTRIBUTION AND DONATIO	1,500.00	.00	.00	1,500.00	.00	100.00
TOTAL COCA-COLA SCHOLARSHIP	1,500.00	.00	.00	1,500.00	.00	100.00
FUND/SCC-0199926 USAC E-RATE PROGRAM						
R1890 OTHER MISC RECEIPTS	34,681.60	.00	.00	34,681.60	.00	100.00
TOTAL USAC E-RATE PROGRAM	34,681.60	.00	.00	34,681.60	.00	100.00
FUND/SCC-0199949 ODNR GRANTS						
R1820 CONTRIBUTION AND DONATIO	500.00	.00	.00	500.00	.00	100.00
TOTAL ODNR GRANTS	500.00	.00	.00	500.00	.00	100.00

SELECTION CRITERIA: ALL
 ACCOUNTING PERIOD: 11/24

SORTED BY: FUND/SCC,ACCOUNT
 TOTALED ON: FUND/SCC
 PAGE BREAKS ON:

FUND/SCC-0199949 ODNR GRANTS

ACCOUNT - - - - TITLE - - - - -	BUDGET	PERIOD RECEIPTS	RECEIVABLES	YEAR TO DATE RECEIPTS	AVAILABLE BALANCE	YTD/ BUD
FUND/SCC-0199956 SUPT INIATIVE GRANTS						
R1820 CONTRIBUTION AND DONATIO	1,500.00	.00	.00	1,500.00	.00	100.00
TOTAL SUPT INIATIVE GRANTS	1,500.00	.00	.00	1,500.00	.00	100.00
FUND/SCC-0199957 MAKERSPACE GRANTS						
R1820 CONTRIBUTION AND DONATIO	5,000.00	.00	.00	5,000.00	.00	100.00
TOTAL MAKERSPACE GRANTS	5,000.00	.00	.00	5,000.00	.00	100.00
FUND/SCC-0199962 SEF - RADEMAKER M. (ATHL)						
R1820 CONTRIBUTION AND DONATIO	680.00	.00	.00	680.00	.00	100.00
TOTAL SEF - RADEMAKER M. (ATH	680.00	.00	.00	680.00	.00	100.00
FUND/SCC-0229014 OSHAA TOURNAMENTS						
R1615 ADMISSIONS - ATHLETICS	75,000.00	3,422.00	.00	28,648.10	46,351.90	38.20
TOTAL OSHAA TOURNAMENTS	75,000.00	3,422.00	.00	28,648.10	46,351.90	38.20
FUND/SCC-0229017 UNCLIAMED FUNDS						
R1890 OTHER MISC RECEIPTS	.00	.00	.00	74.30	-74.30	.00
TOTAL UNCLIAMED FUNDS	.00	.00	.00	74.30	-74.30	.00
FUND/SCC-0239001 SELF-INSUR 1:1 DEVICE						
R1740 TECH FEE AND PY STUD FEE	70,000.00	3,466.35	.00	73,644.22	-3,644.22	105.21
TOTAL SELF-INSUR 1:1 DEVICE	70,000.00	3,466.35	.00	73,644.22	-3,644.22	105.21
FUND/SCC-0240000 SELF-INSUR MEDICAL						
R1872 SELF INSURANCE - CHARGES	15,255,788.00	1,264,775.05	.00	13,941,181.93	1,314,606.07	91.38
R5300 REFUND OF PRIOR YR EXP	.00	.00	.00	20,098.00	-20,098.00	.00
TOTAL SELF-INSUR MEDICAL	15,255,788.00	1,264,775.05	.00	13,961,279.93	1,294,508.07	91.51
FUND/SCC-0350000 TERMINATION BENEFITS FUND						
R5100 TRANSFERS-IN	466,092.53	.00	.00	.00	466,092.53	.00
TOTAL TERMINATION BENEFITS FU	466,092.53	.00	.00	.00	466,092.53	.00
FUND/SCC-0709001 CAP PROJECTS - FACILITIES						
R1410 INTEREST INCOME	1,000,000.00	45,025.08	.00	510,461.67	489,538.33	51.05
TOTAL CAP PROJECTS - FACILITI	1,000,000.00	45,025.08	.00	510,461.67	489,538.33	51.05
FUND/SCC-2009141 STUD COUNCIL - CHAPMAN						
R1620 SALES	3,500.00	.00	.00	835.50	2,664.50	23.87
R1690 OTHER EXT ACTIVITY RCPTS	1,000.00	.00	.00	.00	1,000.00	.00
TOTAL STUD COUNCIL - CHAPMAN	4,500.00	.00	.00	835.50	3,664.50	18.57
FUND/SCC-2009241 STUD COUNCIL - MURASKI						
R1620 SALES	1,000.00	71.00	.00	594.00	406.00	59.40

SELECTION CRITERIA: ALL
 ACCOUNTING PERIOD: 11/24

SORTED BY: FUND/SCC,ACCOUNT
 TOTALED ON: FUND/SCC
 PAGE BREAKS ON:

FUND/SCC-2009241 STUD COUNCIL - MURASKI

ACCOUNT - - - - TITLE - - - - -	BUDGET	PERIOD RECEIPTS	RECEIVABLES	YEAR TO DATE RECEIPTS	AVAILABLE BALANCE	YTD/ BUD
R1630 DUES AND FEES	500.00	.00	.00	.00	500.00	.00
R1820 CONTRIBUTION AND DONATIO	1,100.00	.00	.00	.00	1,100.00	.00
TOTAL STUD COUNCIL - MURASKI	2,600.00	71.00	.00	594.00	2,006.00	22.85
FUND/SCC-2009242 STUD COUNCIL - KINSNER						
R1620 SALES	.00	10.00	.00	1,276.00	-1,276.00	.00
R1630 DUES AND FEES	1,500.00	.00	.00	.00	1,500.00	.00
R1820 CONTRIBUTION AND DONATIO	500.00	.00	.00	.00	500.00	.00
R1890 OTHER MISC RECEIPTS	1,000.00	.00	.00	.00	1,000.00	.00
TOTAL STUD COUNCIL - KINSNER	3,000.00	10.00	.00	1,276.00	1,724.00	42.53
FUND/SCC-2009341 STUD COUNCIL - WHITNEY						
R1620 SALES	18,500.00	.00	.00	.00	18,500.00	.00
R1820 CONTRIBUTION AND DONATIO	100.00	.00	.00	.00	100.00	.00
TOTAL STUD COUNCIL - WHITNEY	18,600.00	.00	.00	.00	18,600.00	.00
FUND/SCC-2009342 STUD COUNCIL - SURREARER						
R1620 SALES	500.00	.00	.00	.00	500.00	.00
TOTAL STUD COUNCIL - SURREARRE	500.00	.00	.00	.00	500.00	.00
FUND/SCC-2009641 STUDENT COUNCIL - SMS						
R1610 ADMISSIONS	8,000.00	.00	.00	.00	8,000.00	.00
R1690 OTHER EXT ACTIVITY RCPTS	250.00	.00	.00	.00	250.00	.00
R1820 CONTRIBUTION AND DONATIO	3,000.00	.00	.00	3,886.00	-886.00	129.53
TOTAL STUDENT COUNCIL - SMS	11,250.00	.00	.00	3,886.00	7,364.00	34.54
FUND/SCC-2009645 GUIDANCE CLUB - SMS						
R1620 SALES	800.00	.00	.00	.00	800.00	.00
TOTAL GUIDANCE CLUB - SMS	800.00	.00	.00	.00	800.00	.00
FUND/SCC-2009901 ART CLUB - SHS						
R1620 SALES	500.00	.00	.00	.00	500.00	.00
R1630 DUES AND FEES	500.00	.00	.00	.00	500.00	.00
R1820 CONTRIBUTION AND DONATIO	100.00	.00	.00	.00	100.00	.00
TOTAL ART CLUB - SHS	1,100.00	.00	.00	.00	1,100.00	.00
FUND/SCC-2009902 STEM CLUB - SHS						
R1620 SALES	250.00	.00	.00	.00	250.00	.00
R1630 DUES AND FEES	250.00	.00	.00	.00	250.00	.00
R1820 CONTRIBUTION AND DONATIO	100.00	.00	.00	.00	100.00	.00
TOTAL STEM CLUB - SHS	600.00	.00	.00	.00	600.00	.00
FUND/SCC-2009904 DEBATE TEAM - SHS						
R1620 SALES	250.00	.00	.00	.00	250.00	.00
R1630 DUES AND FEES	250.00	.00	.00	.00	250.00	.00

SELECTION CRITERIA: ALL
 ACCOUNTING PERIOD: 11/24

SORTED BY: FUND/SCC,ACCOUNT
 TOTALED ON: FUND/SCC
 PAGE BREAKS ON:

FUND/SCC-2009904 DEBATE TEAM - SHS

ACCOUNT - - - - TITLE - - - -	BUDGET	PERIOD RECEIPTS	RECEIVABLES	YEAR TO DATE RECEIPTS	AVAILABLE BALANCE	YTD/ BUD
R1820 CONTRIBUTION AND DONATIO	100.00	.00	.00	.00	100.00	.00
TOTAL DEBATE TEAM - SHS	600.00	.00	.00	.00	600.00	.00
FUND/SCC-2009905 RED CROSS CLUB - SHS						
R1620 SALES	500.00	.00	.00	260.62	239.38	52.12
R1630 DUES AND FEES	100.00	.00	.00	.00	100.00	.00
R1820 CONTRIBUTION AND DONATIO	100.00	.00	.00	.00	100.00	.00
TOTAL RED CROSS CLUB - SHS	700.00	.00	.00	260.62	439.38	37.23
FUND/SCC-2009907 MATH CLUB - SHS						
R1620 SALES	500.00	.00	.00	.00	500.00	.00
R1630 DUES AND FEES	2,500.00	.00	.00	1,475.00	1,025.00	59.00
R1820 CONTRIBUTION AND DONATIO	100.00	.00	.00	.00	100.00	.00
TOTAL MATH CLUB - SHS	3,100.00	.00	.00	1,475.00	1,625.00	47.58
FUND/SCC-2009909 SCIENCE CLUB - SHS						
R1620 SALES	5,500.00	.00	.00	1,503.00	3,997.00	27.33
R1630 DUES AND FEES	5,500.00	.00	.00	465.00	5,035.00	8.45
R1820 CONTRIBUTION AND DONATIO	2,500.00	.00	.00	.00	2,500.00	.00
TOTAL SCIENCE CLUB - SHS	13,500.00	.00	.00	1,968.00	11,532.00	14.58
FUND/SCC-2009912 TECHNOLOGY CLUB - SHS						
R1620 SALES	250.00	.00	.00	.00	250.00	.00
R1630 DUES AND FEES	250.00	.00	.00	.00	250.00	.00
R1820 CONTRIBUTION AND DONATIO	250.00	.00	.00	.00	250.00	.00
TOTAL TECHNOLOGY CLUB - SHS	750.00	.00	.00	.00	750.00	.00
FUND/SCC-2009913 SOCIEDAD HONORARIA - SHS						
R1620 SALES	500.00	.00	.00	.00	500.00	.00
R1630 DUES AND FEES	1,000.00	.00	.00	.00	1,000.00	.00
R1820 CONTRIBUTION AND DONATIO	500.00	.00	.00	.00	500.00	.00
TOTAL SOCIEDAD HONORARIA - SH	2,000.00	.00	.00	.00	2,000.00	.00
FUND/SCC-2009917 FRENCH CLUB - SHS						
R1620 SALES	500.00	.00	.00	276.00	224.00	55.20
R1630 DUES AND FEES	1,500.00	.00	.00	994.00	506.00	66.27
R1820 CONTRIBUTION AND DONATIO	50.00	.00	.00	.00	50.00	.00
TOTAL FRENCH CLUB - SHS	2,050.00	.00	.00	1,270.00	780.00	61.95
FUND/SCC-2009918 GERMAN CLUB - SHS						
R1620 SALES	500.00	.00	.00	.00	500.00	.00
R1630 DUES AND FEES	500.00	.00	.00	155.00	345.00	31.00
R1820 CONTRIBUTION AND DONATIO	100.00	.00	.00	.00	100.00	.00
TOTAL GERMAN CLUB - SHS	1,100.00	.00	.00	155.00	945.00	14.09

STRONGSVILLE CITY SCHOOL DISTRICT
 REVENUE STATUS REPORT

SELECTION CRITERIA: ALL
 ACCOUNTING PERIOD: 11/24

SORTED BY: FUND/SCC,ACCOUNT
 TOTALED ON: FUND/SCC
 PAGE BREAKS ON:

FUND/SCC-2009919 SPANISH CLUB - SHS

ACCOUNT - - - - TITLE - - - - -	BUDGET	PERIOD RECEIPTS	RECEIVABLES	YEAR TO DATE RECEIPTS	AVAILABLE BALANCE	YTD/ BUD
FUND/SCC-2009919 SPANISH CLUB - SHS						
R1620 SALES	250.00	.00	.00	.00	250.00	.00
R1630 DUES AND FEES	500.00	.00	.00	.00	500.00	.00
R1820 CONTRIBUTION AND DONATIO	100.00	.00	.00	.00	100.00	.00
TOTAL SPANISH CLUB - SHS	850.00	.00	.00	.00	850.00	.00
FUND/SCC-2009927 BUSINESS CLUB - SHS						
R1620 SALES	250.00	.00	.00	.00	250.00	.00
R1630 DUES AND FEES	100.00	.00	.00	.00	100.00	.00
R1820 CONTRIBUTION AND DONATIO	50.00	.00	.00	.00	50.00	.00
TOTAL BUSINESS CLUB - SHS	400.00	.00	.00	.00	400.00	.00
FUND/SCC-2009929 ROTARY CLUB - SHS						
R1620 SALES	250.00	.00	.00	.00	250.00	.00
R1630 DUES AND FEES	250.00	.00	.00	.00	250.00	.00
R1820 CONTRIBUTION AND DONATIO	250.00	.00	.00	.00	250.00	.00
TOTAL ROTARY CLUB - SHS	750.00	.00	.00	.00	750.00	.00
FUND/SCC-2009941 STUDENT COUNCIL - SHS						
R1620 SALES	27,500.00	-229.67	.00	29,029.25	-1,529.25	105.56
R1630 DUES AND FEES	2,000.00	.00	.00	.00	2,000.00	.00
R1690 OTHER EXT ACTIVITY RCPTS	1,600.00	.00	.00	.00	1,600.00	.00
R1820 CONTRIBUTION AND DONATIO	1,000.00	.00	.00	.00	1,000.00	.00
TOTAL STUDENT COUNCIL - SHS	32,100.00	-229.67	.00	29,029.25	3,070.75	90.43
FUND/SCC-2009945 NAT ART HNR SOCIETY - SHS						
R1620 SALES	500.00	.00	.00	.00	500.00	.00
R1630 DUES AND FEES	1,000.00	.00	.00	350.00	650.00	35.00
R1820 CONTRIBUTION AND DONATIO	250.00	.00	.00	.00	250.00	.00
TOTAL NAT ART HNR SOCIETY - S	1,750.00	.00	.00	350.00	1,400.00	20.00
FUND/SCC-2009954 CLASS OF 2024 - SHS						
R1620 SALES	5,000.00	.00	.00	.00	5,000.00	.00
R1630 DUES AND FEES	2,000.00	.00	.00	.00	2,000.00	.00
R1820 CONTRIBUTION AND DONATIO	5,000.00	.00	.00	.00	5,000.00	.00
TOTAL CLASS OF 2024 - SHS	12,000.00	.00	.00	.00	12,000.00	.00
FUND/SCC-2009955 CLASS OF 2025 - SHS						
R1620 SALES	45,000.00	1,760.00	.00	35,314.30	9,685.70	78.48
R1630 DUES AND FEES	2,000.00	.00	.00	.00	2,000.00	.00
R1820 CONTRIBUTION AND DONATIO	10,000.00	.00	.00	13,141.24	-3,141.24	131.41
TOTAL CLASS OF 2025 - SHS	57,000.00	1,760.00	.00	48,455.54	8,544.46	85.01
FUND/SCC-2009956 CLASS OF 2026 - SHS						
R1620 SALES	750.00	.00	.00	311.00	439.00	41.47

STRONGSVILLE CITY SCHOOL DISTRICT
 REVENUE STATUS REPORT

SELECTION CRITERIA: ALL
 ACCOUNTING PERIOD: 11/24

SORTED BY: FUND/SCC,ACCOUNT
 TOTALED ON: FUND/SCC
 PAGE BREAKS ON:

FUND/SCC-2009956 CLASS OF 2026 - SHS

ACCOUNT - - - - TITLE - - - - -	BUDGET	PERIOD RECEIPTS	RECEIVABLES	YEAR TO DATE RECEIPTS	AVAILABLE BALANCE	YTD/ BUD
R1630 DUES AND FEES	250.00	.00	.00	.00	250.00	.00
R1820 CONTRIBUTION AND DONATIO	250.00	.00	.00	.00	250.00	.00
TOTAL CLASS OF 2026 - SHS	1,250.00	.00	.00	311.00	939.00	24.88
FUND/SCC-2009957 CLASS OF 2027 - SHS						
R1620 SALES	500.00	.00	.00	105.00	395.00	21.00
R1630 DUES AND FEES	250.00	.00	.00	.00	250.00	.00
R1820 CONTRIBUTION AND DONATIO	50.00	.00	.00	.00	50.00	.00
TOTAL CLASS OF 2027 - SHS	800.00	.00	.00	105.00	695.00	13.13
FUND/SCC-2009961 YOUTH OPTIMIST - SHS						
R1620 SALES	500.00	.00	.00	.00	500.00	.00
R1630 DUES AND FEES	200.00	.00	.00	.00	200.00	.00
R1820 CONTRIBUTION AND DONATIO	50.00	.00	.00	.00	50.00	.00
TOTAL YOUTH OPTIMIST - SHS	750.00	.00	.00	.00	750.00	.00
FUND/SCC-2009962 RHO KAPPA NHS - SHS						
R1620 SALES	250.00	.00	.00	.00	250.00	.00
R1630 DUES AND FEES	1,000.00	15.00	.00	780.00	220.00	78.00
R1820 CONTRIBUTION AND DONATIO	50.00	.00	.00	.00	50.00	.00
TOTAL RHO KAPPA NHS - SHS	1,300.00	15.00	.00	780.00	520.00	60.00
FUND/SCC-2009963 GERMAN HNR SOCIETY - SHS						
R1620 SALES	250.00	.00	.00	.00	250.00	.00
R1630 DUES AND FEES	300.00	.00	.00	57.00	243.00	19.00
R1820 CONTRIBUTION AND DONATIO	100.00	.00	.00	.00	100.00	.00
TOTAL GERMAN HNR SOCIETY - SH	650.00	.00	.00	57.00	593.00	8.77
FUND/SCC-2009964 ENGLISH HNR SOCIETY - SHS						
R1620 SALES	750.00	.00	.00	160.00	590.00	21.33
R1630 DUES AND FEES	1,000.00	.00	.00	950.00	50.00	95.00
R1820 CONTRIBUTION AND DONATIO	100.00	.00	.00	.00	100.00	.00
TOTAL ENGLISH HNR SOCIETY - S	1,850.00	.00	.00	1,110.00	740.00	60.00
FUND/SCC-2009965 KEY CLUB - SHS						
R1620 SALES	4,000.00	229.67	.00	1,230.67	2,769.33	30.77
R1630 DUES AND FEES	3,750.00	.00	.00	5,271.00	-1,521.00	140.56
R1820 CONTRIBUTION AND DONATIO	500.00	.00	.00	.00	500.00	.00
TOTAL KEY CLUB - SHS	8,250.00	229.67	.00	6,501.67	1,748.33	78.81
FUND/SCC-2009966 SCIENCE HNR SOCIETY - SHS						
R1620 SALES	1,200.00	.00	.00	.00	1,200.00	.00
R1630 DUES AND FEES	2,500.00	.00	.00	935.00	1,565.00	37.40
R1820 CONTRIBUTION AND DONATIO	500.00	.00	.00	.00	500.00	.00
TOTAL SCIENCE HNR SOCIETY - S	4,200.00	.00	.00	935.00	3,265.00	22.26

SELECTION CRITERIA: ALL
 ACCOUNTING PERIOD: 11/24

SORTED BY: FUND/SCC,ACCOUNT
 TOTALED ON: FUND/SCC
 PAGE BREAKS ON:

FUND/SCC-2009966 SCIENCE HNR SOCIETY - SHS

ACCOUNT - - - - TITLE - - - - -	BUDGET	PERIOD RECEIPTS	RECEIVABLES	YEAR TO DATE RECEIPTS	AVAILABLE BALANCE	YTD/ BUD
FUND/SCC-2009985 NHS - SHS						
R1620 SALES	2,750.00	.00	.00	1,185.00	1,565.00	43.09
R1630 DUES AND FEES	3,000.00	.00	.00	2,920.00	80.00	97.33
R1820 CONTRIBUTION AND DONATIO	500.00	.00	.00	.00	500.00	.00
TOTAL NHS - SHS	6,250.00	.00	.00	4,105.00	2,145.00	65.68
FUND/SCC-2009993 PIN 'EM CLUB - SHS						
R1620 SALES	250.00	.00	.00	.00	250.00	.00
R1630 DUES AND FEES	250.00	.00	.00	.00	250.00	.00
R1820 CONTRIBUTION AND DONATIO	1,000.00	.00	.00	.00	1,000.00	.00
TOTAL PIN 'EM CLUB - SHS	1,500.00	.00	.00	.00	1,500.00	.00
FUND/SCC-3000000 ATHLETIC DEPARTMENT						
R1615 ADMISSIONS - ATHLETICS	183,531.03	5,263.42	.00	183,531.03	.00	100.00
R1820 CONTRIBUTION AND DONATIO	14,532.35	10,000.00	.00	14,532.35	.00	100.00
R1833 CUSTOMER SERVICES	11,080.00	.00	.00	11,080.00	.00	100.00
R5100 TRANSFERS-IN	118,140.05	.00	.00	.00	118,140.05	.00
TOTAL ATHLETIC DEPARTMENT	327,283.43	15,263.42	.00	209,143.38	118,140.05	63.90
FUND/SCC-3009610 SKI CLUB - SMS						
R1630 DUES AND FEES	6,000.00	.00	.00	4,080.00	1,920.00	68.00
TOTAL SKI CLUB - SMS	6,000.00	.00	.00	4,080.00	1,920.00	68.00
FUND/SCC-3009633 ORCHESTRA - SMS						
R1620 SALES	5,000.00	.00	.00	.00	5,000.00	.00
R1630 DUES AND FEES	.00	.00	.00	2,666.79	-2,666.79	.00
R1690 OTHER EXT ACTIVITY RCPTS	100.00	780.00	.00	2,307.00	-2,207.00	2307.00
R1820 CONTRIBUTION AND DONATIO	100.00	.00	.00	1,232.00	-1,132.00	1232.00
R1860 FINES	100.00	.00	.00	.00	100.00	.00
R1890 OTHER MISC RECEIPTS	3,000.00	.00	.00	.00	3,000.00	.00
TOTAL ORCHESTRA - SMS	8,300.00	780.00	.00	6,205.79	2,094.21	74.77
FUND/SCC-3009634 BAND - SMS						
R1620 SALES	30,000.00	.00	.00	.00	30,000.00	.00
R1630 DUES AND FEES	.00	30.00	.00	420.00	-420.00	.00
R1690 OTHER EXT ACTIVITY RCPTS	5,000.00	.00	.00	1,616.00	3,384.00	32.32
R1820 CONTRIBUTION AND DONATIO	500.00	.00	.00	.00	500.00	.00
R1890 OTHER MISC RECEIPTS	2,000.00	.00	.00	.00	2,000.00	.00
TOTAL BAND - SMS	37,500.00	30.00	.00	2,036.00	35,464.00	5.43
FUND/SCC-3009635 ART CLUB - SMS						
R1630 DUES AND FEES	4,000.00	.00	.00	.00	4,000.00	.00
R1820 CONTRIBUTION AND DONATIO	300.00	.00	.00	.00	300.00	.00
TOTAL ART CLUB - SMS	4,300.00	.00	.00	.00	4,300.00	.00

STRONGSVILLE CITY SCHOOL DISTRICT
 REVENUE STATUS REPORT

SELECTION CRITERIA: ALL
 ACCOUNTING PERIOD: 11/24

SORTED BY: FUND/SCC,ACCOUNT
 TOTALED ON: FUND/SCC
 PAGE BREAKS ON:

FUND/SCC-3009635 ART CLUB - SMS

ACCOUNT - - - - TITLE - - - - -	BUDGET	PERIOD RECEIPTS	RECEIVABLES	YEAR TO DATE RECEIPTS	AVAILABLE BALANCE	YTD/ BUD
FUND/SCC-3009637 VOCAL MUSIC - SMS						
R1620 SALES	20,000.00	.00	.00	.00	20,000.00	.00
R1690 OTHER EXT ACTIVITY RCPTS	6,500.00	.00	.00	3,254.00	3,246.00	50.06
R1820 CONTRIBUTION AND DONATIO	400.00	.00	.00	1,230.00	-830.00	307.50
TOTAL VOCAL MUSIC - SMS	26,900.00	.00	.00	4,484.00	22,416.00	16.67
FUND/SCC-3009640 TEAM ADMIRALS - SMS						
R1620 SALES	1,000.00	.00	.00	.00	1,000.00	.00
TOTAL TEAM ADMIRALS - SMS	1,000.00	.00	.00	.00	1,000.00	.00
FUND/SCC-3009641 TEAM CAPTAINS - SMS						
R1620 SALES	1,000.00	.00	.00	.00	1,000.00	.00
TOTAL TEAM CAPTAINS - SMS	1,000.00	.00	.00	.00	1,000.00	.00
FUND/SCC-3009642 TEAM CRUISERS - SMS						
R1620 SALES	1,000.00	.00	.00	.00	1,000.00	.00
TOTAL TEAM CRUISERS - SMS	1,000.00	.00	.00	.00	1,000.00	.00
FUND/SCC-3009643 TEAM VIKINGS - SMS						
R1620 SALES	1,000.00	.00	.00	.00	1,000.00	.00
TOTAL TEAM VIKINGS - SMS	1,000.00	.00	.00	.00	1,000.00	.00
FUND/SCC-3009644 TEAM DISCOVERERS - SMS						
R1620 SALES	1,000.00	.00	.00	.00	1,000.00	.00
TOTAL TEAM DISCOVERERS - SMS	1,000.00	.00	.00	.00	1,000.00	.00
FUND/SCC-3009645 TEAM GLOBETROTTERS - SMS						
R1620 SALES	1,000.00	.00	.00	.00	1,000.00	.00
TOTAL TEAM GLOBETROTTERS - SM	1,000.00	.00	.00	.00	1,000.00	.00
FUND/SCC-3009646 TEAM PIONEERS - SMS						
R1620 SALES	1,000.00	.00	.00	.00	1,000.00	.00
TOTAL TEAM PIONEERS - SMS	1,000.00	.00	.00	.00	1,000.00	.00
FUND/SCC-3009647 TEAM SEEKERS - SMS						
R1620 SALES	1,000.00	.00	.00	.00	1,000.00	.00
TOTAL TEAM SEEKERS - SMS	1,000.00	.00	.00	.00	1,000.00	.00
FUND/SCC-3009648 TEAM VANGUARDS - SMS						
R1620 SALES	1,000.00	.00	.00	.00	1,000.00	.00
TOTAL TEAM VANGUARDS - SMS	1,000.00	.00	.00	.00	1,000.00	.00
FUND/SCC-3009649 TEAM CRUSADERS - SMS						
R1620 SALES	200.00	.00	.00	.00	200.00	.00

STRONGSVILLE CITY SCHOOL DISTRICT
 REVENUE STATUS REPORT

SELECTION CRITERIA: ALL
 ACCOUNTING PERIOD: 11/24

SORTED BY: FUND/SCC,ACCOUNT
 TOTALED ON: FUND/SCC
 PAGE BREAKS ON:

FUND/SCC-3009649 TEAM CRUSADERS - SMS

ACCOUNT - - - - TITLE - - - -	BUDGET	PERIOD RECEIPTS	RECEIVABLES	YEAR TO DATE RECEIPTS	AVAILABLE BALANCE	YTD/ BUD
R1820 CONTRIBUTION AND DONATIO	1,500.00	.00	.00	617.50	882.50	41.17
R1890 OTHER MISC RECEIPTS	700.00	.00	.00	.00	700.00	.00
TOTAL TEAM CRUSADERS - SMS	2,400.00	.00	.00	617.50	1,782.50	25.73
FUND/SCC-3009650 TEAM DRAGONS - SMS						
R1620 SALES	1,500.00	.00	.00	.00	1,500.00	.00
R1820 CONTRIBUTION AND DONATIO	1,500.00	.00	.00	1,710.00	-210.00	114.00
R1890 OTHER MISC RECEIPTS	700.00	.00	.00	.00	700.00	.00
TOTAL TEAM DRAGONS - SMS	3,700.00	.00	.00	1,710.00	1,990.00	46.22
FUND/SCC-3009651 TEAM PIRATES - SMS						
R1620 SALES	500.00	.00	.00	.00	500.00	.00
R1820 CONTRIBUTION AND DONATIO	.00	.00	.00	935.68	-935.68	.00
R1890 OTHER MISC RECEIPTS	500.00	.00	.00	.00	500.00	.00
TOTAL TEAM PIRATES - SMS	1,000.00	.00	.00	935.68	64.32	93.57
FUND/SCC-3009652 TEAM VOYAGERS - SMS						
R1620 SALES	1,000.00	.00	.00	.00	1,000.00	.00
TOTAL TEAM VOYAGERS - SMS	1,000.00	.00	.00	.00	1,000.00	.00
FUND/SCC-3009653 DUNGEONS & DRAGONS - SMS						
R1620 SALES	50.00	.00	.00	.00	50.00	.00
R1630 DUES AND FEES	100.00	.00	.00	.00	100.00	.00
R1820 CONTRIBUTION AND DONATIO	100.00	.00	.00	.00	100.00	.00
TOTAL DUNGEONS & DRAGONS - SM	250.00	.00	.00	.00	250.00	.00
FUND/SCC-3009654 POWER OF THE PEN - SMS						
R1620 SALES	100.00	.00	.00	.00	100.00	.00
R1630 DUES AND FEES	100.00	.00	.00	.00	100.00	.00
R1820 CONTRIBUTION AND DONATIO	400.00	.00	.00	150.00	250.00	37.50
TOTAL POWER OF THE PEN - SMS	600.00	.00	.00	150.00	450.00	25.00
FUND/SCC-3009655 CEDAR POINT INCENT - SMS						
R1620 SALES	16,000.00	14,501.50	.00	14,501.50	1,498.50	90.63
R1820 CONTRIBUTION AND DONATIO	1,000.00	-14,451.50	.00	200.00	800.00	20.00
TOTAL CEDAR POINT INCENT - SM	17,000.00	50.00	.00	14,701.50	2,298.50	86.48
FUND/SCC-3009659 ATHLETICS M/S - SMS						
R1610 ADMISSIONS	675.00	.00	.00	675.00	.00	100.00
R1615 ADMISSIONS - ATHLETICS	28,861.05	.00	.00	28,861.05	.00	100.00
R1630 DUES AND FEES	3,840.00	.00	.00	3,840.00	.00	100.00
R1690 OTHER EXT ACTIVITY RCPTS	4,500.00	.00	.00	4,500.00	.00	100.00
R1833 CUSTOMER SERVICES	3,300.00	900.00	.00	3,750.00	-450.00	113.64
R5100 TRANSFERS-IN	35,865.51	.00	.00	.00	35,865.51	.00
TOTAL ATHLETICS M/S - SMS	77,041.56	900.00	.00	41,626.05	35,415.51	54.03

STRONGSVILLE CITY SCHOOL DISTRICT
 REVENUE STATUS REPORT

SELECTION CRITERIA: ALL
 ACCOUNTING PERIOD: 11/24

SORTED BY: FUND/SCC,ACCOUNT
 TOTALED ON: FUND/SCC
 PAGE BREAKS ON:

FUND/SCC-3009659 ATHLETICS M/S - SMS

ACCOUNT - - - - TITLE - - - - -	BUDGET	PERIOD RECEIPTS	RECEIVABLES	YEAR TO DATE RECEIPTS	AVAILABLE BALANCE	YTD/ BUD
FUND/SCC-3009660 CLUB SOFTBALL - SMS						
R1630 DUES AND FEES	2,250.00	.00	.00	1,360.00	890.00	60.44
TOTAL CLUB SOFTBALL - SMS	2,250.00	.00	.00	1,360.00	890.00	60.44
FUND/SCC-3009670 CD/MD CLASS - SMS						
R1630 DUES AND FEES	600.00	53.00	.00	455.00	145.00	75.83
R1890 OTHER MISC RECEIPTS	400.00	.00	.00	.00	400.00	.00
TOTAL CD/MD CLASS - SMS	1,000.00	53.00	.00	455.00	545.00	45.50
FUND/SCC-3009690 PHYS ED DEPT - SMS						
R1620 SALES	2,000.00	.00	.00	.00	2,000.00	.00
R1890 OTHER MISC RECEIPTS	2,000.00	.00	.00	981.00	1,019.00	49.05
TOTAL PHYS ED DEPT - SMS	4,000.00	.00	.00	981.00	3,019.00	24.53
FUND/SCC-3009901 INSTRUMENTAL UNIFOR - SHS						
R1630 DUES AND FEES	10,000.00	.00	.00	9,605.00	395.00	96.05
R1820 CONTRIBUTION AND DONATIO	500.00	.00	.00	.00	500.00	.00
TOTAL INSTRUMENTAL UNIFOR - S	10,500.00	.00	.00	9,605.00	895.00	91.48
FUND/SCC-3009904 CHORAL CLOTHING - SHS						
R1630 DUES AND FEES	2,000.00	.00	.00	.00	2,000.00	.00
R1820 CONTRIBUTION AND DONATIO	500.00	.00	.00	.00	500.00	.00
TOTAL CHORAL CLOTHING - SHS	2,500.00	.00	.00	.00	2,500.00	.00
FUND/SCC-3009905 BAND - SHS						
R1630 DUES AND FEES	1,000.00	66.00	.00	1,266.00	-266.00	126.60
R1820 CONTRIBUTION AND DONATIO	500.00	.00	.00	.00	500.00	.00
TOTAL BAND - SHS	1,500.00	66.00	.00	1,266.00	234.00	84.40
FUND/SCC-3009906 DRAMA CLUB - SHS						
R1610 ADMISSIONS	2,500.00	.00	.00	5,510.00	-3,010.00	220.40
R1620 SALES	1,000.00	.00	.00	299.87	700.13	29.99
R1630 DUES AND FEES	1,000.00	.00	.00	.00	1,000.00	.00
R1820 CONTRIBUTION AND DONATIO	1,500.00	128.00	.00	728.00	772.00	48.53
TOTAL DRAMA CLUB - SHS	6,000.00	128.00	.00	6,537.87	-537.87	108.96
FUND/SCC-3009907 ASAP - SHS						
R1620 SALES	500.00	.00	.00	.00	500.00	.00
R1630 DUES AND FEES	250.00	.00	.00	.00	250.00	.00
R1820 CONTRIBUTION AND DONATIO	200.00	.00	.00	.00	200.00	.00
TOTAL ASAP - SHS	950.00	.00	.00	.00	950.00	.00
FUND/SCC-3009908 SEAC - SHS						
R1620 SALES	3,000.00	.00	.00	.00	3,000.00	.00

STRONGSVILLE CITY SCHOOL DISTRICT
 REVENUE STATUS REPORT

SELECTION CRITERIA: ALL
 ACCOUNTING PERIOD: 11/24

SORTED BY: FUND/SCC,ACCOUNT
 TOTALED ON: FUND/SCC
 PAGE BREAKS ON:

FUND/SCC-3009908 SEAC - SHS

ACCOUNT - - - - TITLE - - - -	BUDGET	PERIOD RECEIPTS	RECEIVABLES	YEAR TO DATE RECEIPTS	AVAILABLE BALANCE	YTD/ BUD
R1820 CONTRIBUTION AND DONATIO	2,000.00	.00	.00	.00	2,000.00	.00
TOTAL SEAC - SHS	5,000.00	.00	.00	.00	5,000.00	.00
FUND/SCC-3009909 THE STAMPEDE - SHS						
R1620 SALES	500.00	.00	.00	.00	500.00	.00
R1630 DUES AND FEES	500.00	.00	.00	.00	500.00	.00
R1820 CONTRIBUTION AND DONATIO	250.00	.00	.00	.00	250.00	.00
TOTAL THE STAMPEDE - SHS	1,250.00	.00	.00	.00	1,250.00	.00
FUND/SCC-3009910 SKI CLUB - SHS						
R1630 DUES AND FEES	23,000.00	.00	.00	.00	23,000.00	.00
TOTAL SKI CLUB - SHS	23,000.00	.00	.00	.00	23,000.00	.00
FUND/SCC-3009911 BOYS LACROSSE - SHS						
R1620 SALES	100.00	.00	.00	.00	100.00	.00
R1630 DUES AND FEES	100.00	.00	.00	.00	100.00	.00
R1820 CONTRIBUTION AND DONATIO	50.00	.00	.00	.00	50.00	.00
TOTAL BOYS LACROSSE - SHS	250.00	.00	.00	.00	250.00	.00
FUND/SCC-3009912 GIRLS LACROSSE - SHS						
R1620 SALES	100.00	.00	.00	.00	100.00	.00
R1630 DUES AND FEES	100.00	.00	.00	.00	100.00	.00
R1820 CONTRIBUTION AND DONATIO	50.00	.00	.00	.00	50.00	.00
TOTAL GIRLS LACROSSE - SHS	250.00	.00	.00	.00	250.00	.00
FUND/SCC-3009913 LEADERSHIP ACADEMY - SHS						
R1620 SALES	3,000.00	.00	.00	.00	3,000.00	.00
R1820 CONTRIBUTION AND DONATIO	1,500.00	.00	.00	.00	1,500.00	.00
TOTAL LEADERSHIP ACADEMY - SH	4,500.00	.00	.00	.00	4,500.00	.00
FUND/SCC-3009914 M.I.L.E UNIT - SHS						
R1620 SALES	4,000.00	308.00	.00	5,180.36	-1,180.36	129.51
R1630 DUES AND FEES	500.00	.00	.00	.00	500.00	.00
R1820 CONTRIBUTION AND DONATIO	1,500.00	9,108.75	.00	11,876.75	-10,376.75	791.78
TOTAL M.I.L.E UNIT - SHS	6,000.00	9,416.75	.00	17,057.11	-11,057.11	284.29
FUND/SCC-3009915 SHS MAKERS - HS						
R1620 SALES	500.00	.00	.00	.00	500.00	.00
R1630 DUES AND FEES	500.00	.00	.00	.00	500.00	.00
R1820 CONTRIBUTION AND DONATIO	500.00	.00	.00	.00	500.00	.00
TOTAL SHS MAKERS - HS	1,500.00	.00	.00	.00	1,500.00	.00
FUND/SCC-3009916 FOOTBALL CAMP - SHS						
R1620 SALES	500.00	.00	.00	.00	500.00	.00
R1630 DUES AND FEES	500.00	.00	.00	.00	500.00	.00

STRONGSVILLE CITY SCHOOL DISTRICT
 REVENUE STATUS REPORT

SELECTION CRITERIA: ALL
 ACCOUNTING PERIOD: 11/24

SORTED BY: FUND/SCC,ACCOUNT
 TOTALED ON: FUND/SCC
 PAGE BREAKS ON:

FUND/SCC-3009916 FOOTBALL CAMP - SHS

ACCOUNT - - - - TITLE - - - -	BUDGET	PERIOD RECEIPTS	RECEIVABLES	YEAR TO DATE RECEIPTS	AVAILABLE BALANCE	YTD/ BUD
R1820 CONTRIBUTION AND DONATIO	500.00	.00	.00	.00	500.00	.00
TOTAL FOOTBALL CAMP - SHS	1,500.00	.00	.00	.00	1,500.00	.00
FUND/SCC-3009917 ATHLETIC PROGRAMS						
R1820 CONTRIBUTION AND DONATIO	458.93	.00	.00	458.93	.00	100.00
TOTAL ATHLETIC PROGRAMS	458.93	.00	.00	458.93	.00	100.00
FUND/SCC-3009919 OHSAA TOURNAMENTS						
R5300 REFUND OF PRIOR YR EXP	2,560.91	.00	.00	2,560.91	.00	100.00
TOTAL OHSAA TOURNAMENTS	2,560.91	.00	.00	2,560.91	.00	100.00
FUND/SCC-3009920 BOYS TRACK - SHS						
R1620 SALES	1,000.00	.00	.00	.00	1,000.00	.00
R1630 DUES AND FEES	500.00	.00	.00	.00	500.00	.00
R1690 OTHER EXT ACTIVITY RCPTS	.00	.00	.00	200.00	-200.00	.00
R1820 CONTRIBUTION AND DONATIO	1,000.00	.00	.00	.00	1,000.00	.00
TOTAL BOYS TRACK - SHS	2,500.00	.00	.00	200.00	2,300.00	8.00
FUND/SCC-3009921 GIRLS TRACK - SHS						
R1620 SALES	500.00	.00	.00	.00	500.00	.00
R1630 DUES AND FEES	500.00	.00	.00	.00	500.00	.00
R1820 CONTRIBUTION AND DONATIO	500.00	.00	.00	200.00	300.00	40.00
TOTAL GIRLS TRACK - SHS	1,500.00	.00	.00	200.00	1,300.00	13.33
FUND/SCC-3009922 MD VOCATIONAL TRAIN -SHS						
R1620 SALES	55,000.00	10,437.67	.00	52,632.42	2,367.58	95.70
R1820 CONTRIBUTION AND DONATIO	4,000.00	.00	.00	.00	4,000.00	.00
R1839 OTHER ENTITIES	2,500.00	.00	.00	.00	2,500.00	.00
TOTAL MD VOCATIONAL TRAIN -SH	61,500.00	10,437.67	.00	52,632.42	8,867.58	85.58
FUND/SCC-3009923 ENGINEERING CLUB - HS						
R1620 SALES	1,500.00	.00	.00	.00	1,500.00	.00
R1630 DUES AND FEES	1,500.00	.00	.00	.00	1,500.00	.00
R1820 CONTRIBUTION AND DONATIO	1,500.00	.00	.00	.00	1,500.00	.00
TOTAL ENGINEERING CLUB - HS	4,500.00	.00	.00	.00	4,500.00	.00
FUND/SCC-3009924 DECA - SHS						
R1620 SALES	10,000.00	.00	.00	5,366.74	4,633.26	53.67
R1630 DUES AND FEES	16,000.00	1,576.00	.00	16,844.00	-844.00	105.28
R1820 CONTRIBUTION AND DONATIO	5,000.00	700.00	.00	1,200.00	3,800.00	24.00
TOTAL DECA - SHS	31,000.00	2,276.00	.00	23,410.74	7,589.26	75.52
FUND/SCC-3009928 OHIO CAREER ASSOC - SHS						
R1620 SALES	100.00	.00	.00	.00	100.00	.00
R1630 DUES AND FEES	100.00	.00	.00	.00	100.00	.00

SELECTION CRITERIA: ALL
 ACCOUNTING PERIOD: 11/24

SORTED BY: FUND/SCC,ACCOUNT
 TOTALED ON: FUND/SCC
 PAGE BREAKS ON:

FUND/SCC-3009928 OHIO CAREER ASSOC - SHS

ACCOUNT - - - - TITLE - - - - -	BUDGET	PERIOD RECEIPTS	RECEIVABLES	YEAR TO DATE RECEIPTS	AVAILABLE BALANCE	YTD/ BUD
R1820 CONTRIBUTION AND DONATIO	100.00	.00	.00	.00	100.00	.00
TOTAL OHIO CAREER ASSOC - SHS	300.00	.00	.00	.00	300.00	.00
FUND/SCC-3009929 FCCLA - SHS						
R1620 SALES	100.00	.00	.00	.00	100.00	.00
R1630 DUES AND FEES	100.00	.00	.00	.00	100.00	.00
R1820 CONTRIBUTION AND DONATIO	50.00	.00	.00	.00	50.00	.00
TOTAL FCCLA - SHS	250.00	.00	.00	.00	250.00	.00
FUND/SCC-3009930 DANCE TEAM - SHS						
R1620 SALES	1,000.00	.00	.00	.00	1,000.00	.00
R1630 DUES AND FEES	750.00	.00	.00	.00	750.00	.00
R1820 CONTRIBUTION AND DONATIO	500.00	.00	.00	.00	500.00	.00
TOTAL DANCE TEAM - SHS	2,250.00	.00	.00	.00	2,250.00	.00
FUND/SCC-3009934 GIRLS SOCCER - SHS						
R1620 SALES	100.00	.00	.00	.00	100.00	.00
R1630 DUES AND FEES	100.00	.00	.00	.00	100.00	.00
TOTAL GIRLS SOCCER - SHS	200.00	.00	.00	.00	200.00	.00
FUND/SCC-3009935 ORCHESTRA - SHS						
R1610 ADMISSIONS	2,000.00	.00	.00	.00	2,000.00	.00
R1620 SALES	2,500.00	.00	.00	.00	2,500.00	.00
R1630 DUES AND FEES	2,500.00	.00	.00	1,110.00	1,390.00	44.40
R1820 CONTRIBUTION AND DONATIO	2,500.00	.00	.00	2,000.00	500.00	80.00
TOTAL ORCHESTRA - SHS	9,500.00	.00	.00	3,110.00	6,390.00	32.74
FUND/SCC-3009936 BOYS SOCCER - SHS						
R1620 SALES	100.00	.00	.00	.00	100.00	.00
R1630 DUES AND FEES	50.00	.00	.00	.00	50.00	.00
R1690 OTHER EXT ACTIVITY RCPTS	100.00	.00	.00	.00	100.00	.00
TOTAL BOYS SOCCER - SHS	250.00	.00	.00	.00	250.00	.00
FUND/SCC-3009937 VOCAL MUSIC - SHS						
R1610 ADMISSIONS	500.00	.00	.00	.00	500.00	.00
R1620 SALES	500.00	.00	.00	.00	500.00	.00
R1630 DUES AND FEES	500.00	.00	.00	.00	500.00	.00
R1820 CONTRIBUTION AND DONATIO	500.00	.00	.00	.00	500.00	.00
TOTAL VOCAL MUSIC - SHS	2,000.00	.00	.00	.00	2,000.00	.00
FUND/SCC-3009939 MUSICAL PRODUCTION - SHS						
R1610 ADMISSIONS	13,500.00	.00	.00	13,437.00	63.00	99.53
R1620 SALES	1,000.00	515.40	.00	898.02	101.98	89.80
R1630 DUES AND FEES	1,000.00	.00	.00	.00	1,000.00	.00
R1820 CONTRIBUTION AND DONATIO	1,000.00	.00	.00	1,167.00	-167.00	116.70

SELECTION CRITERIA: ALL
 ACCOUNTING PERIOD: 11/24

SORTED BY: FUND/SCC,ACCOUNT
 TOTALED ON: FUND/SCC
 PAGE BREAKS ON:

FUND/SCC-3009939 MUSICAL PRODUCTION - SHS

ACCOUNT - - - - TITLE - - - - -	BUDGET	PERIOD RECEIPTS	RECEIVABLES	YEAR TO DATE RECEIPTS	AVAILABLE BALANCE	YTD/ BUD
TOTAL MUSICAL PRODUCTION - SH	16,500.00	515.40	.00	15,502.02	997.98	93.95
FUND/SCC-3009941 GIRLS BASKETBALL - SHS						
R1620 SALES	100.00	.00	.00	.00	100.00	.00
R1630 DUES AND FEES	100.00	.00	.00	.00	100.00	.00
R1820 CONTRIBUTION AND DONATIO	50.00	.00	.00	.00	50.00	.00
TOTAL GIRLS BASKETBALL - SHS	250.00	.00	.00	.00	250.00	.00
FUND/SCC-3009946 BOYS BASKETBALL - SHS						
R1620 SALES	100.00	.00	.00	.00	100.00	.00
R1630 DUES AND FEES	100.00	.00	.00	.00	100.00	.00
R1820 CONTRIBUTION AND DONATIO	50.00	.00	.00	.00	50.00	.00
TOTAL BOYS BASKETBALL - SHS	250.00	.00	.00	.00	250.00	.00
FUND/SCC-3009949 BOYS VOLLEYBALL - SHS						
R1620 SALES	500.00	.00	.00	.00	500.00	.00
R1630 DUES AND FEES	7,000.00	.00	.00	.00	7,000.00	.00
R1820 CONTRIBUTION AND DONATIO	500.00	75.00	.00	875.75	-375.75	175.15
TOTAL BOYS VOLLEYBALL - SHS	8,000.00	75.00	.00	875.75	7,124.25	10.95
FUND/SCC-3009950 GIRLS VOLLEYBALL - SHS						
R1620 SALES	500.00	.00	.00	.00	500.00	.00
R1630 DUES AND FEES	500.00	.00	.00	.00	500.00	.00
R1820 CONTRIBUTION AND DONATIO	250.00	.00	.00	.00	250.00	.00
TOTAL GIRLS VOLLEYBALL - SHS	1,250.00	.00	.00	.00	1,250.00	.00
FUND/SCC-3009951 PROJECT SUPPORT - SHS						
R1620 SALES	1,500.00	.00	.00	.00	1,500.00	.00
R1630 DUES AND FEES	500.00	.00	.00	.00	500.00	.00
R1820 CONTRIBUTION AND DONATIO	100.00	.00	.00	.00	100.00	.00
TOTAL PROJECT SUPPORT - SHS	2,100.00	.00	.00	.00	2,100.00	.00
FUND/SCC-3009955 GIRLS TENNIS - SHS						
R1620 SALES	500.00	.00	.00	.00	500.00	.00
R1630 DUES AND FEES	500.00	.00	.00	.00	500.00	.00
R1820 CONTRIBUTION AND DONATIO	250.00	.00	.00	.00	250.00	.00
TOTAL GIRLS TENNIS - SHS	1,250.00	.00	.00	.00	1,250.00	.00
FUND/SCC-3009956 BOYS TENNIS - SHS						
R1620 SALES	100.00	.00	.00	.00	100.00	.00
R1630 DUES AND FEES	100.00	.00	.00	.00	100.00	.00
R1820 CONTRIBUTION AND DONATIO	50.00	.00	.00	.00	50.00	.00
TOTAL BOYS TENNIS - SHS	250.00	.00	.00	.00	250.00	.00

FUND/SCC-3009960 SWIM TEAM - SHS

STRONGSVILLE CITY SCHOOL DISTRICT
 REVENUE STATUS REPORT

SELECTION CRITERIA: ALL
 ACCOUNTING PERIOD: 11/24

SORTED BY: FUND/SCC,ACCOUNT
 TOTALED ON: FUND/SCC
 PAGE BREAKS ON:

FUND/SCC-3009960 SWIM TEAM - SHS

ACCOUNT	TITLE	BUDGET	PERIOD RECEIPTS	RECEIVABLES	YEAR TO DATE RECEIPTS	AVAILABLE BALANCE	YTD/ BUD
R1620	SALES	100.00	.00	.00	.00	100.00	.00
R1630	DUES AND FEES	100.00	.00	.00	.00	100.00	.00
R1820	CONTRIBUTION AND DONATIO	50.00	.00	.00	.00	50.00	.00
TOTAL SWIM TEAM - SHS		250.00	.00	.00	.00	250.00	.00

FUND/SCC-3009961 WRESTLING TEAM - SHS

R1620	SALES	1,500.00	.00	.00	2,355.00	-855.00	157.00
R1630	DUES AND FEES	2,000.00	.00	.00	.00	2,000.00	.00
R1820	CONTRIBUTION AND DONATIO	500.00	.00	.00	.00	500.00	.00
TOTAL WRESTLING TEAM - SHS		4,000.00	.00	.00	2,355.00	1,645.00	58.88

FUND/SCC-3009965 ICE HOCKEY - SHS

R1620	SALES	100.00	.00	.00	.00	100.00	.00
R1630	DUES AND FEES	100.00	.00	.00	.00	100.00	.00
R1820	CONTRIBUTION AND DONATIO	50.00	.00	.00	.00	50.00	.00
TOTAL ICE HOCKEY - SHS		250.00	.00	.00	.00	250.00	.00

FUND/SCC-3009967 LANTERN - SHS

R1620	SALES	2,500.00	.00	.00	429.00	2,071.00	17.16
R1630	DUES AND FEES	1,500.00	.00	.00	.00	1,500.00	.00
R1820	CONTRIBUTION AND DONATIO	2,500.00	.00	.00	500.00	2,000.00	20.00
TOTAL LANTERN - SHS		6,500.00	.00	.00	929.00	5,571.00	14.29

FUND/SCC-3009968 STROHIGAN - SHS

R1620	SALES	4,000.00	715.00	.00	5,300.00	-1,300.00	132.50
R1630	DUES AND FEES	1,000.00	.00	.00	.00	1,000.00	.00
R1820	CONTRIBUTION AND DONATIO	3,500.00	.00	.00	.00	3,500.00	.00
TOTAL STROHIGAN - SHS		8,500.00	715.00	.00	5,300.00	3,200.00	62.35

FUND/SCC-3009970 BASEBALL - SHS

R1620	SALES	7,500.00	.00	.00	.00	7,500.00	.00
R1630	DUES AND FEES	5,000.00	.00	.00	.00	5,000.00	.00
R1820	CONTRIBUTION AND DONATIO	22,500.00	.00	.00	125.00	22,375.00	.56
TOTAL BASEBALL - SHS		35,000.00	.00	.00	125.00	34,875.00	.36

FUND/SCC-3009971 SOFTBALL- SHS

R1620	SALES	500.00	.00	.00	.00	500.00	.00
R1630	DUES AND FEES	500.00	.00	.00	.00	500.00	.00
R1820	CONTRIBUTION AND DONATIO	500.00	.00	.00	.00	500.00	.00
TOTAL SOFTBALL- SHS		1,500.00	.00	.00	.00	1,500.00	.00

FUND/SCC-3009972 GIRLS CROSS COUNTRY - SHS

R1620	SALES	2,000.00	.00	.00	.00	2,000.00	.00
R1630	DUES AND FEES	1,000.00	.00	.00	3,380.00	-2,380.00	338.00
R1820	CONTRIBUTION AND DONATIO	1,000.00	.00	.00	.00	1,000.00	.00

SELECTION CRITERIA: ALL
 ACCOUNTING PERIOD: 11/24

SORTED BY: FUND/SCC,ACCOUNT
 TOTALED ON: FUND/SCC
 PAGE BREAKS ON:

FUND/SCC-3009972 GIRLS CROSS COUNTRY - SHS

ACCOUNT - - - - TITLE - - - - -	BUDGET	PERIOD RECEIPTS	RECEIVABLES	YEAR TO DATE RECEIPTS	AVAILABLE BALANCE	YTD/ BUD
TOTAL GIRLS CROSS COUNTRY - S	4,000.00	.00	.00	3,380.00	620.00	84.50
FUND/SCC-3009975 BOYS CROSS COUNTRY - SHS						
R1620 SALES	1,500.00	.00	.00	.00	1,500.00	.00
R1630 DUES AND FEES	1,500.00	.00	.00	2,970.00	-1,470.00	198.00
R1820 CONTRIBUTION AND DONATIO	2,500.00	.00	.00	.00	2,500.00	.00
TOTAL BOYS CROSS COUNTRY - SH	5,500.00	.00	.00	2,970.00	2,530.00	54.00
FUND/SCC-3009976 BOYS GOLF - HS						
R1620 SALES	1,500.00	.00	.00	.00	1,500.00	.00
R1630 DUES AND FEES	1,500.00	.00	.00	.00	1,500.00	.00
R1820 CONTRIBUTION AND DONATIO	1,000.00	.00	.00	250.00	750.00	25.00
TOTAL BOYS GOLF - HS	4,000.00	.00	.00	250.00	3,750.00	6.25
FUND/SCC-3009980 GYMNASTICS - SHS						
R1620 SALES	250.00	.00	.00	.00	250.00	.00
R1630 DUES AND FEES	250.00	.00	.00	.00	250.00	.00
R1820 CONTRIBUTION AND DONATIO	50.00	.00	.00	.00	50.00	.00
TOTAL GYMNASTICS - SHS	550.00	.00	.00	.00	550.00	.00
FUND/SCC-3009985 GIRLS GOLF - SHS						
R1620 SALES	1,000.00	.00	.00	.00	1,000.00	.00
R1630 DUES AND FEES	500.00	.00	.00	.00	500.00	.00
R1820 CONTRIBUTION AND DONATIO	500.00	.00	.00	.00	500.00	.00
TOTAL GIRLS GOLF - SHS	2,000.00	.00	.00	.00	2,000.00	.00
FUND/SCC-3009990 ATHLETIC TRAINER - SHS						
R1620 SALES	500.00	.00	.00	170.00	330.00	34.00
R1630 DUES AND FEES	500.00	.00	.00	.00	500.00	.00
R1820 CONTRIBUTION AND DONATIO	500.00	.00	.00	.00	500.00	.00
TOTAL ATHLETIC TRAINER - SHS	1,500.00	.00	.00	170.00	1,330.00	11.33
FUND/SCC-3009992 FALL CHEERLEADING - SHS						
R1620 SALES	150.00	.00	.00	.00	150.00	.00
R1630 DUES AND FEES	150.00	.00	.00	.00	150.00	.00
R1820 CONTRIBUTION AND DONATIO	100.00	.00	.00	.00	100.00	.00
TOTAL FALL CHEERLEADING - SHS	400.00	.00	.00	.00	400.00	.00
FUND/SCC-3009996 WINTER CHEERLEADING - SHS						
R1620 SALES	12,000.00	1,950.00	.00	7,374.00	4,626.00	61.45
R1630 DUES AND FEES	27,000.00	12,495.77	.00	27,651.90	-651.90	102.41
R1820 CONTRIBUTION AND DONATIO	2,500.00	.00	.00	125.91	2,374.09	5.04
TOTAL WINTER CHEERLEADING - S	41,500.00	14,445.77	.00	35,151.81	6,348.19	84.70

FUND/SCC-4519023 OH K-12 CONNECTIVITY FY23

STRONGSVILLE CITY SCHOOL DISTRICT
 REVENUE STATUS REPORT

SELECTION CRITERIA: ALL
 ACCOUNTING PERIOD: 11/24

SORTED BY: FUND/SCC,ACCOUNT
 TOTALED ON: FUND/SCC
 PAGE BREAKS ON:

FUND/SCC-4519023 OH K-12 CONNECTIVITY FY23

ACCOUNT - - - -	TITLE - - - -	BUDGET	PERIOD RECEIPTS	RECEIVABLES	YEAR TO DATE RECEIPTS	AVAILABLE BALANCE	YTD/ BUD
R3219	OTHER RESTRICTED GRANTS	322.70	.00	.00	322.70	.00	100.00
TOTAL OH K-12 CONNECTIVITY FY		322.70	.00	.00	322.70	.00	100.00
FUND/SCC-4519024 OH K-12 CONNECTIVITY FY24							
R3219	OTHER RESTRICTED GRANTS	13,660.01	.00	.00	13,660.01	.00	100.00
TOTAL OH K-12 CONNECTIVITY FY		13,660.01	.00	.00	13,660.01	.00	100.00
FUND/SCC-4999023 PARENT MENTOR FY23							
R3200	RESTRICTED GRANTS-IN-AID	2,083.48	.00	.00	2,083.48	.00	100.00
TOTAL PARENT MENTOR FY23		2,083.48	.00	.00	2,083.48	.00	100.00
FUND/SCC-4999024 PARENT MENTOR FY24							
R3200	RESTRICTED GRANTS-IN-AID	25,000.00	2,125.10	.00	19,321.75	5,678.25	77.29
TOTAL PARENT MENTOR FY24		25,000.00	2,125.10	.00	19,321.75	5,678.25	77.29
FUND/SCC-4999124 SCHOOL BUS PROGRAM FY24							
R3200	RESTRICTED GRANTS-IN-AID	135,000.00	.00	.00	.00	135,000.00	.00
TOTAL SCHOOL BUS PROGRAM FY24		135,000.00	.00	.00	.00	135,000.00	.00
FUND/SCC-4999224 AG SCHOOL SAFETY FY24							
R3200	RESTRICTED GRANTS-IN-AID	24,680.01	.00	.00	24,680.01	.00	100.00
TOTAL AG SCHOOL SAFETY FY24		24,680.01	.00	.00	24,680.01	.00	100.00
FUND/SCC-5079123 ESSER II FY23							
R4220	RESTRICTED GRANTS-IN-AID	59,589.50	.00	.00	59,589.50	.00	100.00
TOTAL ESSER II FY23		59,589.50	.00	.00	59,589.50	.00	100.00
FUND/SCC-5079223 ESSER III FY23							
R4220	RESTRICTED GRANTS-IN-AID	188,900.57	.00	.00	188,900.57	.00	100.00
TOTAL ESSER III FY23		188,900.57	.00	.00	188,900.57	.00	100.00
FUND/SCC-5079224 ESSER III FY24							
R4220	RESTRICTED GRANTS-IN-AID	2,044,417.68	150,376.84	.00	1,284,993.66	759,424.02	62.85
TOTAL ESSER III FY24		2,044,417.68	150,376.84	.00	1,284,993.66	759,424.02	62.85
FUND/SCC-5079324 ARP HOMELESS FY24							
R4220	RESTRICTED GRANTS-IN-AID	4,450.00	826.35	.00	2,863.57	1,586.43	64.35
TOTAL ARP HOMELESS FY24		4,450.00	826.35	.00	2,863.57	1,586.43	64.35
FUND/SCC-5169023 IDEA-B FY23							
R4220	RESTRICTED GRANTS-IN-AID	147,076.07	.00	.00	147,076.07	.00	100.00
TOTAL IDEA-B FY23		147,076.07	.00	.00	147,076.07	.00	100.00
FUND/SCC-5169024 IDEA-B FY24							
R4220	RESTRICTED GRANTS-IN-AID	1,435,986.23	107,806.22	.00	929,571.42	506,414.81	64.73

STRONGSVILLE CITY SCHOOL DISTRICT
 REVENUE STATUS REPORT

SELECTION CRITERIA: ALL
 ACCOUNTING PERIOD: 11/24

SORTED BY: FUND/SCC,ACCOUNT
 TOTALED ON: FUND/SCC
 PAGE BREAKS ON:

FUND/SCC-5169024 IDEA-B FY24

ACCOUNT - - - - TITLE - - - - -	BUDGET	PERIOD RECEIPTS	RECEIVABLES	YEAR TO DATE RECEIPTS	AVAILABLE BALANCE	YTD/ BUD
TOTAL IDEA-B FY24	1,435,986.23	107,806.22	.00	929,571.42	506,414.81	64.73
FUND/SCC-5169123 ARP IDEA-B FY23						
R4220 RESTRICTED GRANTS-IN-AID	51,585.83	.00	.00	51,585.83	.00	100.00
TOTAL ARP IDEA-B FY23	51,585.83	.00	.00	51,585.83	.00	100.00
FUND/SCC-5519024 TITLE III LEP FY24						
R4220 RESTRICTED GRANTS-IN-AID	92,264.42	11,012.08	.00	46,778.37	45,486.05	50.70
TOTAL TITLE III LEP FY24	92,264.42	11,012.08	.00	46,778.37	45,486.05	50.70
FUND/SCC-5519124 TITLE III IMMIGRANT						
R4220 RESTRICTED GRANTS-IN-AID	7,629.76	.00	.00	414.00	7,215.76	5.43
TOTAL TITLE III IMMIGRANT	7,629.76	.00	.00	414.00	7,215.76	5.43
FUND/SCC-5729023 TITLE I FY23						
R4220 RESTRICTED GRANTS-IN-AID	37,721.09	.00	.00	37,721.09	.00	100.00
TOTAL TITLE I FY23	37,721.09	.00	.00	37,721.09	.00	100.00
FUND/SCC-5729024 TITLE I FY24						
R4220 RESTRICTED GRANTS-IN-AID	746,077.03	72,820.61	.00	462,347.88	283,729.15	61.97
TOTAL TITLE I FY24	746,077.03	72,820.61	.00	462,347.88	283,729.15	61.97
FUND/SCC-5729123 TITLE I EOC FY23						
R4220 RESTRICTED GRANTS-IN-AID	20,175.56	.00	.00	13,442.98	6,732.58	66.63
TOTAL TITLE I EOC FY23	20,175.56	.00	.00	13,442.98	6,732.58	66.63
FUND/SCC-5849023 TITLE IV-A FY23						
R4220 RESTRICTED GRANTS-IN-AID	5,459.65	.00	.00	5,459.65	.00	100.00
TOTAL TITLE IV-A FY23	5,459.65	.00	.00	5,459.65	.00	100.00
FUND/SCC-5849024 TITLE IV-A FY24						
R4220 RESTRICTED GRANTS-IN-AID	71,161.78	15,310.60	.00	31,897.71	39,264.07	44.82
TOTAL TITLE IV-A FY24	71,161.78	15,310.60	.00	31,897.71	39,264.07	44.82
FUND/SCC-5849124 STRONGER CONNECTIONS FY24						
R4220 RESTRICTED GRANTS-IN-AID	16,530.77	1,437.50	.00	5,137.50	11,393.27	31.08
TOTAL STRONGER CONNECTIONS FY	16,530.77	1,437.50	.00	5,137.50	11,393.27	31.08
FUND/SCC-5879023 EARLY CHILD SPED FY23						
R4220 RESTRICTED GRANTS-IN-AID	2,883.70	.00	.00	2,883.70	.00	100.00
TOTAL EARLY CHILD SPED FY23	2,883.70	.00	.00	2,883.70	.00	100.00
FUND/SCC-5879024 EARLY CHILD SPED FY24						
R4220 RESTRICTED GRANTS-IN-AID	28,598.34	2,437.57	.00	21,288.45	7,309.89	74.44
TOTAL EARLY CHILD SPED FY24	28,598.34	2,437.57	.00	21,288.45	7,309.89	74.44

POWERSCHOOL LLC
 DATE: 06/04/2024
 TIME: 09:28:38

STRONGSVILLE CITY SCHOOL DISTRICT
 REVENUE STATUS REPORT

PAGE NUMBER: 24
 REVSTA11

SELECTION CRITERIA: ALL
 ACCOUNTING PERIOD: 11/24

SORTED BY: FUND/SCC,ACCOUNT
 TOTALED ON: FUND/SCC
 PAGE BREAKS ON:

FUND/SCC-5879024 EARLY CHILD SPED FY24

ACCOUNT - - - - TITLE - - - - -	BUDGET	PERIOD RECEIPTS	RECEIVABLES	YEAR TO DATE RECEIPTS	AVAILABLE BALANCE	YTD/ BUD
FUND/SCC-5879123 ARP EARLY CHILD SPED FY23						
R4220 RESTRICTED GRANTS-IN-AID	2,628.40	.00	.00	2,628.40	.00	100.00
TOTAL ARP EARLY CHILD SPED FY	2,628.40	.00	.00	2,628.40	.00	100.00
FUND/SCC-5909023 TITLE II-A FY23						
R4220 RESTRICTED GRANTS-IN-AID	31,118.42	.00	.00	31,118.42	.00	100.00
TOTAL TITLE II-A FY23	31,118.42	.00	.00	31,118.42	.00	100.00
FUND/SCC-5909024 TITLE II-A FY24						
R4220 RESTRICTED GRANTS-IN-AID	228,529.18	3,963.33	.00	97,623.64	130,905.54	42.72
TOTAL TITLE II-A FY24	228,529.18	3,963.33	.00	97,623.64	130,905.54	42.72
TOTAL REPORT	122,067,619.81	6,530,510.91	.00	115,576,670.38	6,490,949.43	94.68

POWERSCHOOL LLC
 DATE: 06/04/2024
 TIME: 09:26:09

STRONGSVILLE CITY SCHOOL DISTRICT
 EXPENDITURE STATUS REPORT

PAGE NUMBER: 1
 EXPSTA11

SELECTION CRITERIA: ALL
 ACCOUNTING PERIOD: 11/24

SORTED BY: FUND/SCC
 TOTALED ON:
 PAGE BREAKS ON:

FUND/SCC	TITLE	BUDGET	PERIOD EXPENDITURES	ENCUMBRANCES OUTSTANDING	YEAR TO DATE EXP	AVAILABLE BALANCE	YTD/ BUD
0010000	GENERAL FUND	89,131,244.08	7,163,496.95	4,068,242.31	76,221,796.99	8,841,204.78	90.08
FUND/SCC-0020000	BOND RETIREMENT						
0020000	BOND RETIREMENT	3,430,262.40	839,858.51	.00	3,425,644.29	4,618.11	99.87
FUND/SCC-0030000	PERMANENT IMPROVEMENT						
0030000	PERMANENT IMPROVEME	3,204,730.78	113,802.78	1,680,553.07	1,428,917.29	95,260.42	97.03
FUND/SCC-0060000	FOOD SERVICE						
0060000	FOOD SERVICE	2,729,958.28	212,520.95	158,005.25	2,252,382.76	319,570.27	88.29
FUND/SCC-0099110	USS CHAPMAN						
0099110	USS CHAPMAN	18,118.70	.00	815.51	12,343.09	4,960.10	72.62
FUND/SCC-0099210	USS MURASKI						
0099210	USS MURASKI	21,513.62	.00	1,690.47	15,425.16	4,397.99	79.56
FUND/SCC-0099220	USS KINSNER						
0099220	USS KINSNER	31,133.02	464.37	1,640.20	20,865.01	8,627.81	72.29
FUND/SCC-0099300	USS SURRARRER						
0099300	USS SURRARRER	20,601.60	.00	1,116.61	10,184.29	9,300.70	54.85
FUND/SCC-0099310	USS WHITNEY						
0099310	USS WHITNEY	19,893.49	.00	1,187.21	14,326.01	4,380.27	77.98
FUND/SCC-0099400	USS SELP						
0099400	USS SELP	29.44	.00	29.44	.00	.00	100.00
FUND/SCC-0099600	USS SMS						
0099600	USS SMS	113,018.60	2,245.41	24,217.05	76,569.91	12,231.64	89.18
FUND/SCC-0099900	USS SHS						
0099900	USS SHS	123,007.58	6,371.36	7,481.91	81,811.14	33,714.53	72.59
FUND/SCC-0149001	ROTARY SUMMER SCHOOL						
0149001	ROTARY SUMMER SCHOO	94,606.73	.00	1,102.50	63,153.83	30,350.40	67.92
FUND/SCC-0149002	ROTARY FACILITY USAGE						
0149002	ROTARY FACILITY USA	69,086.93	500.00	5,800.00	57,665.21	5,621.72	91.86
FUND/SCC-0149005	ROTARY HR WEBCHECK						
0149005	ROTARY HR WEBCHECK	22,075.25	.00	3,483.25	14,589.25	4,002.75	81.87
FUND/SCC-0149006	ROTARY AUDIO VISUAL						
0149006	ROTARY AUDIO VISUAL	875.43	.00	.00	.00	875.43	.00
FUND/SCC-0149007	ROTARY MAKERSPACE CAMP						
0149007	ROTARY MAKERSPACE C	3,064.29	.00	.00	.00	3,064.29	.00
FUND/SCC-0149110	ROTARY FIELD TRIP CHAPMAN						
0149110	ROTARY FIELD TRIP C	5,500.00	424.00	564.00	3,858.32	1,077.68	80.41
FUND/SCC-0149111	LIBRARY FINES&FEES-CHAPMA						
0149111	LIBRARY FINES&FEES-	385.00	.00	.00	381.40	3.60	99.06
FUND/SCC-0149150	ROTARY STOCKROOM						
0149150	ROTARY STOCKROOM	61,256.20	709.80	5,359.24	1,029.99	54,866.97	10.43
FUND/SCC-0149210	ROTARY FIELD TRIP MURASKI						
0149210	ROTARY FIELD TRIP M	8,300.00	279.00	1,140.00	5,011.74	2,148.26	74.12
FUND/SCC-0149211	LIBRARY FINES&FEES-MURASK						
0149211	LIBRARY FINES&FEES-	1,355.00	.00	.00	.00	1,355.00	.00
FUND/SCC-0149220	ROTARY FIELD TRIP KINSNER						
0149220	ROTARY FIELD TRIP K	7,500.00	980.00	490.00	6,967.28	42.72	99.43
FUND/SCC-0149221	LIBRARY FINES&FEES-KINSNE						

STRONGSVILLE CITY SCHOOL DISTRICT
 EXPENDITURE STATUS REPORT

SELECTION CRITERIA: ALL
 ACCOUNTING PERIOD: 11/24

SORTED BY: FUND/SCC
 TOTALED ON:
 PAGE BREAKS ON:

FUND/SCC	TITLE	BUDGET	PERIOD EXPENDITURES	ENCUMBRANCES OUTSTANDING	YEAR TO DATE EXP	AVAILABLE BALANCE	YTD/ BUD
0149221	LIBRARY FINES&FEES-	490.00	.00	.00	.00	490.00	.00
FUND/SCC-0149300	ROTARY FIELD TRIP SURRARR						
0149300	ROTARY FIELD TRIP S	5,200.00	798.00	116.00	4,238.24	845.76	83.74
FUND/SCC-0149301	LIBRARY FINES&FEES-SURRARR						
0149301	LIBRARY FINES&FEES-	453.98	.00	.00	.00	453.98	.00
FUND/SCC-0149310	ROTARY FIELD TRIP WHITNEY						
0149310	ROTARY FIELD TRIP W	7,000.00	936.00	158.00	4,955.84	1,886.16	73.05
FUND/SCC-0149311	LIBRARY FINES&FEES-WHITNE						
0149311	LIBRARY FINES&FEES-	453.34	.00	.00	.00	453.34	.00
FUND/SCC-0149600	ROTARY FIELD TRIP SMS						
0149600	ROTARY FIELD TRIP S	7,500.00	.00	.00	.00	7,500.00	.00
FUND/SCC-0149601	LIBRARY FINES&FEES-SMS						
0149601	LIBRARY FINES&FEES-	1,998.18	.00	1,510.84	.00	487.34	75.61
FUND/SCC-0149900	ROTARY FIELD TRIP SHS						
0149900	ROTARY FIELD TRIP S	11,519.00	.00	.00	.00	11,519.00	.00
FUND/SCC-0149901	LIBRARY FINES&FEES-SHS						
0149901	LIBRARY FINES&FEES-	2,126.90	.00	.00	.00	2,126.90	.00
FUND/SCC-0149903	ROTARY AP/ACT/SAT TESTING						
0149903	ROTARY AP/ACT/SAT T	165,500.00	3,409.26	102,540.00	10,917.12	52,042.88	68.55
FUND/SCC-0149904	STUDENT PATHS - SHS						
0149904	STUDENT PATHS - SHS	9,930.00	200.00	.00	3,808.61	6,121.39	38.35
FUND/SCC-0189110	PUBL SCHL SUPRT - CHAPMAN						
0189110	PUBL SCHL SUPRT - C	8,245.00	.00	1,655.50	3,738.66	2,850.84	65.42
FUND/SCC-0189210	PUBL SCHL SUPRT - MURASKI						
0189210	PUBL SCHL SUPRT - M	7,500.00	85.47	720.00	808.15	5,971.85	20.38
FUND/SCC-0189220	PUBL SCHL SUPRT - KINSNER						
0189220	PUBL SCHL SUPRT - K	24,186.59	30.00	650.97	3,897.44	19,638.18	18.81
FUND/SCC-0189300	PUBL SCHL SUPRT - SURRARR						
0189300	PUBL SCHL SUPRT - S	11,112.25	.00	8.00	1,734.84	9,369.41	15.68
FUND/SCC-0189310	PUBL SCHL SUPRT - WHITNEY						
0189310	PUBL SCHL SUPRT - W	13,490.14	1,108.27	1,647.16	5,342.55	6,500.43	51.81
FUND/SCC-0189400	PUBL SCHL SUPRT - SELP						
0189400	PUBL SCHL SUPRT - S	6,925.00	.00	200.00	176.55	6,548.45	5.44
FUND/SCC-0189600	PUBL SCHL SUPRT - SMS						
0189600	PUBL SCHL SUPRT - S	17,244.81	3,471.95	2,196.66	8,565.49	6,482.66	62.41
FUND/SCC-0189900	PUBL SCHL SUPRT - SHS						
0189900	PUBL SCHL SUPRT - S	130,384.25	4,533.71	7,062.29	40,431.85	82,890.11	36.43
FUND/SCC-0199903	GPD FOUNDATION GRANT						
0199903	GPD FOUNDATION GRAN	16,649.00	2,712.00	.00	16,514.36	134.64	99.19
FUND/SCC-0199911	SEF FIELD TRIP GRANTS						
0199911	SEF FIELD TRIP GRAN	1,500.00	.00	.00	1,500.00	.00	100.00
FUND/SCC-0199915	SEF GRANTS						
0199915	SEF GRANTS	50,103.63	29,031.60	.00	46,345.59	3,758.04	92.50
FUND/SCC-0199917	ROTARY SOCIAL PROG.						
0199917	ROTARY SOCIAL PROG.	1,685.47	.00	.00	1,497.44	188.03	88.84
FUND/SCC-0199922	COCA-COLA SCHOLARSHIP						

STRONGSVILLE CITY SCHOOL DISTRICT
 EXPENDITURE STATUS REPORT

SELECTION CRITERIA: ALL
 ACCOUNTING PERIOD: 11/24

SORTED BY: FUND/SCC
 TOTALED ON:
 PAGE BREAKS ON:

FUND/SCC	TITLE	BUDGET	PERIOD EXPENDITURES	ENCUMBRANCES OUTSTANDING	YEAR TO DATE EXP	AVAILABLE BALANCE	YTD/ BUD
0199922	COCA-COLA SCHOLARSH	1,500.00	.00	1,500.00	.00	.00	100.00
FUND/SCC-0199926	USAC E-RATE PROGRAM						
0199926	USAC E-RATE PROGRAM	192,511.70	101,964.67	.00	135,170.83	57,340.87	70.21
FUND/SCC-0199949	ODNR GRANTS	1,000.00	.00	.00	978.00	22.00	97.80
0199949	ODNR GRANTS						
FUND/SCC-0199956	SUPT INIATIVE GRANTS						
0199956	SUPT INIATIVE GRANT	1,793.46	.00	.00	1,793.46	.00	100.00
FUND/SCC-0199957	MAKERSPACE GRANTS						
0199957	MAKERSPACE GRANTS	5,000.00	.00	.00	5,000.00	.00	100.00
FUND/SCC-0199962	SEF - RADEMAKER M. (ATHL)	680.00	.00	.00	642.74	37.26	94.52
0199962	SEF - RADEMAKER M.						
FUND/SCC-0229014	OSHA TOURNAMENTS	75,000.00	598.67	3,821.19	14,681.21	56,497.60	24.67
0229014	OSHA TOURNAMENTS						
FUND/SCC-0229017	UNCLIAMED FUNDS						
0229017	UNCLIAMED FUNDS	5,181.03	.00	.00	.00	5,181.03	.00
FUND/SCC-0239001	SELF-INSUR 1:1 DEVICE						
0239001	SELF-INSUR 1:1 DEVI	130,204.34	40,916.50	40,471.87	76,865.88	12,866.59	90.12
FUND/SCC-0240000	SELF-INSUR MEDICAL	15,594,746.00	1,288,412.78	1,312,740.47	14,262,491.53	19,514.00	99.87
0240000	SELF-INSUR MEDICAL						
FUND/SCC-0350000	TERMINATION BENEFITS FUND						
0350000	TERMINATION BENEFIT	566,092.53	2,414.17	.00	568,506.70	-2,414.17	100.43
FUND/SCC-2009141	STUD COUNCIL - CHAPMAN	5,850.00	532.73	.00	2,126.68	3,723.32	36.35
2009141	STUD COUNCIL - CHAP						
FUND/SCC-2009241	STUD COUNCIL - MURASKI	6,500.00	.00	500.00	473.97	5,526.03	14.98
2009241	STUD COUNCIL - MURA						
FUND/SCC-2009242	STUD COUNCIL - KINSNER	5,681.51	585.50	.00	926.22	4,755.29	16.30
2009242	STUD COUNCIL - KINS						
FUND/SCC-2009341	STUD COUNCIL - WHITNEY	40,897.43	.00	1,621.73	11,541.26	27,734.44	32.19
2009341	STUD COUNCIL - WHIT						
FUND/SCC-2009342	STUD COUNCIL - SURREARRER	500.00	.00	.00	.00	500.00	.00
2009342	STUD COUNCIL - SURR						
FUND/SCC-2009641	STUDENT COUNCIL - SMS	16,782.63	.00	72.00	3,998.41	12,712.22	24.25
2009641	STUDENT COUNCIL - S						
FUND/SCC-2009645	GUIDANCE CLUB - SMS	863.42	.00	.00	.00	863.42	.00
2009645	GUIDANCE CLUB - SMS						
FUND/SCC-2009901	ART CLUB - SHS	1,653.41	.00	.00	.00	1,653.41	.00
2009901	ART CLUB - SHS						
FUND/SCC-2009902	STEM CLUB - SHS	700.00	.00	.00	.00	700.00	.00
2009902	STEM CLUB - SHS						
FUND/SCC-2009904	DEBATE TEAM - SHS	751.23	.00	.00	.00	751.23	.00
2009904	DEBATE TEAM - SHS						
FUND/SCC-2009905	RED CROSS CLUB - SHS	700.00	.00	.00	.00	700.00	.00
2009905	RED CROSS CLUB - SH						
FUND/SCC-2009907	MATH CLUB - SHS	13,000.00	1,386.38	.00	1,991.38	11,008.62	15.32
2009907	MATH CLUB - SHS						
FUND/SCC-2009909	SCIENCE CLUB - SHS						

STRONGSVILLE CITY SCHOOL DISTRICT
 EXPENDITURE STATUS REPORT

SELECTION CRITERIA: ALL
 ACCOUNTING PERIOD: 11/24

SORTED BY: FUND/SCC
 TOTALED ON:
 PAGE BREAKS ON:

FUND/SCC	TITLE	BUDGET	PERIOD EXPENDITURES	ENCUMBRANCES OUTSTANDING	YEAR TO DATE EXP	AVAILABLE BALANCE	YTD/ BUD
2009909	SCIENCE CLUB - SHS	15,938.58	1,152.00	.00	1,981.45	13,957.13	12.43
FUND/SCC-2009912	TECHNOLOGY CLUB - SHS						
2009912	TECHNOLOGY CLUB - S	4,200.00	.00	.00	.00	4,200.00	.00
FUND/SCC-2009913	SOCIEDAD HONORARIA - SHS						
2009913	SOCIEDAD HONORARIA	3,850.00	.00	.00	.00	3,850.00	.00
FUND/SCC-2009917	FRENCH CLUB - SHS						
2009917	FRENCH CLUB - SHS	4,200.00	201.25	.00	947.36	3,252.64	22.56
FUND/SCC-2009918	GERMAN CLUB - SHS						
2009918	GERMAN CLUB - SHS	1,852.00	179.40	.00	179.40	1,672.60	9.69
FUND/SCC-2009919	SPANISH CLUB - SHS						
2009919	SPANISH CLUB - SHS	2,011.19	.00	.00	.00	2,011.19	.00
FUND/SCC-2009923	CLASS OF 2023 - SHS						
2009923	CLASS OF 2023 - SHS	5,861.96	.00	.00	5,861.96	.00	100.00
FUND/SCC-2009927	BUSINESS CLUB - SHS						
2009927	BUSINESS CLUB - SHS	558.66	120.00	.00	120.00	438.66	21.48
FUND/SCC-2009929	ROTARY CLUB - SHS						
2009929	ROTARY CLUB - SHS	1,600.00	95.88	.00	95.88	1,504.12	5.99
FUND/SCC-2009941	STUDENT COUNCIL - SHS						
2009941	STUDENT COUNCIL - S	80,600.00	6,367.27	1,217.15	34,748.73	44,634.12	44.62
FUND/SCC-2009945	NAT ART HNR SOCIETY - SHS						
2009945	NAT ART HNR SOCIETY	3,901.19	87.63	.00	162.63	3,738.56	4.17
FUND/SCC-2009954	CLASS OF 2024 - SHS						
2009954	CLASS OF 2024 - SHS	18,127.31	.00	1,600.00	891.74	15,635.57	13.75
FUND/SCC-2009955	CLASS OF 2025 - SHS						
2009955	CLASS OF 2025 - SHS	57,000.00	5,035.00	32,500.00	9,908.68	14,591.32	74.40
FUND/SCC-2009956	CLASS OF 2026 - SHS						
2009956	CLASS OF 2026 - SHS	1,350.00	.00	.00	239.00	1,111.00	17.70
FUND/SCC-2009957	CLASS OF 2027 - SHS						
2009957	CLASS OF 2027 - SHS	800.00	.00	.00	.00	800.00	.00
FUND/SCC-2009961	YOUTH OPTIMIST - SHS						
2009961	YOUTH OPTIMIST - SH	1,154.00	.00	.00	.00	1,154.00	.00
FUND/SCC-2009962	RHO KAPPA NHS - SHS						
2009962	RHO KAPPA NHS - SHS	4,675.00	.00	.00	400.50	4,274.50	8.57
FUND/SCC-2009963	GERMAN HNR SOCIETY - SHS						
2009963	GERMAN HNR SOCIETY	775.00	.00	.00	57.50	717.50	7.42
FUND/SCC-2009964	ENGLISH HNR SOCIETY - SHS						
2009964	ENGLISH HNR SOCIETY	2,434.43	143.81	.00	856.57	1,577.86	35.19
FUND/SCC-2009965	KEY CLUB - SHS						
2009965	KEY CLUB - SHS	12,135.21	.00	.00	4,307.07	7,828.14	35.49
FUND/SCC-2009966	SCIENCE HNR SOCIETY - SHS						
2009966	SCIENCE HNR SOCIETY	4,200.00	655.00	.00	655.00	3,545.00	15.60
FUND/SCC-2009985	NHS - SHS						
2009985	NHS - SHS	7,080.03	1,185.00	1,300.00	2,898.51	2,881.52	59.30
FUND/SCC-2009990	SPIRIT SQUAD - SHS						
2009990	SPIRIT SQUAD - SHS	3,245.03	.00	.00	494.81	2,750.22	15.25
FUND/SCC-3000000	ATHLETIC DEPARTMENT						

POWERSCHOOL LLC
 DATE: 06/04/2024
 TIME: 09:26:09

STRONGSVILLE CITY SCHOOL DISTRICT
 EXPENDITURE STATUS REPORT

PAGE NUMBER: 5
 EXPSTA11

SELECTION CRITERIA: ALL
 ACCOUNTING PERIOD: 11/24

SORTED BY: FUND/SCC
 TOTALED ON:
 PAGE BREAKS ON:

FUND/SCC	TITLE	BUDGET	PERIOD EXPENDITURES	ENCUMBRANCES OUTSTANDING	YEAR TO DATE EXP	AVAILABLE BALANCE	YTD/ BUD
3000000	ATHLETIC DEPARTMENT	340,519.33	31,907.68	12,873.14	326,058.25	1,587.94	99.53
FUND/SCC-3009610	SKI CLUB - SMS						
3009610	SKI CLUB - SMS	6,125.93	.00	.00	3,500.00	2,625.93	57.13
FUND/SCC-3009633	ORCHESTRA - SMS						
3009633	ORCHESTRA - SMS	21,374.06	3,670.36	559.64	14,165.12	6,649.30	68.89
FUND/SCC-3009634	BAND - SMS						
3009634	BAND - SMS	42,385.26	1,860.00	621.00	4,159.79	37,604.47	11.28
FUND/SCC-3009635	ART CLUB - SMS						
3009635	ART CLUB - SMS	5,584.70	.00	.00	.00	5,584.70	.00
FUND/SCC-3009637	VOCAL MUSIC - SMS						
3009637	VOCAL MUSIC - SMS	28,473.26	2,870.00	276.82	4,967.61	23,228.83	18.42
FUND/SCC-3009640	TEAM ADMIRALS - SMS						
3009640	TEAM ADMIRALS - SMS	1,012.56	.00	.00	.00	1,012.56	.00
FUND/SCC-3009641	TEAM CAPTAINS - SMS						
3009641	TEAM CAPTAINS - SMS	1,000.00	.00	.00	191.48	808.52	19.15
FUND/SCC-3009642	TEAM CRUISERS - SMS						
3009642	TEAM CRUISERS - SMS	1,000.00	.00	.00	.00	1,000.00	.00
FUND/SCC-3009643	TEAM VIKINGS - SMS						
3009643	TEAM VIKINGS - SMS	1,000.00	.00	.00	.00	1,000.00	.00
FUND/SCC-3009644	TEAM DISCOVERERS - SMS						
3009644	TEAM DISCOVERERS -	1,008.10	.00	.00	.00	1,008.10	.00
FUND/SCC-3009645	TEAM GLOBETROTTERS - SMS						
3009645	TEAM GLOBETROTTERS	1,000.00	.00	.00	.00	1,000.00	.00
FUND/SCC-3009646	TEAM PIONEERS - SMS						
3009646	TEAM PIONEERS - SMS	1,000.00	.00	.00	.00	1,000.00	.00
FUND/SCC-3009647	TEAM SEEKERS - SMS						
3009647	TEAM SEEKERS - SMS	1,000.00	.00	.00	.00	1,000.00	.00
FUND/SCC-3009648	TEAM VANGUARDS - SMS						
3009648	TEAM VANGUARDS - SM	1,857.32	.00	346.87	277.06	1,233.39	33.59
FUND/SCC-3009649	TEAM CRUSADERS - SMS						
3009649	TEAM CRUSADERS - SM	2,696.48	.00	346.89	277.06	2,072.53	23.14
FUND/SCC-3009650	TEAM DRAGONS - SMS						
3009650	TEAM DRAGONS - SMS	5,502.78	975.00	346.87	2,024.92	3,130.99	43.10
FUND/SCC-3009651	TEAM PIRATES - SMS						
3009651	TEAM PIRATES - SMS	1,712.55	.00	346.87	291.05	1,074.63	37.25
FUND/SCC-3009652	TEAM VOYAGERS - SMS						
3009652	TEAM VOYAGERS - SMS	1,014.00	.00	.00	.00	1,014.00	.00
FUND/SCC-3009653	DUNGEONS & DRAGONS - SMS						
3009653	DUNGEONS & DRAGONS	250.00	.00	.00	.00	250.00	.00
FUND/SCC-3009654	POWER OF THE PEN - SMS						
3009654	POWER OF THE PEN -	600.00	.00	150.00	.00	450.00	25.00
FUND/SCC-3009655	CEDAR POINT INCENT - SMS						
3009655	CEDAR POINT INCENT	17,000.00	.00	13,294.59	.00	3,705.41	78.20
FUND/SCC-3009659	ATHLETICS M/S - SMS						
3009659	ATHLETICS M/S - SMS	80,454.76	2,665.91	14,413.88	64,383.86	1,657.02	97.94
FUND/SCC-3009660	CLUB SOFTBALL - SMS						

POWERSCHOOL LLC
 DATE: 06/04/2024
 TIME: 09:26:09

STRONGSVILLE CITY SCHOOL DISTRICT
 EXPENDITURE STATUS REPORT

PAGE NUMBER: 6
 EXPSTA11

SELECTION CRITERIA: ALL
 ACCOUNTING PERIOD: 11/24

SORTED BY: FUND/SCC
 TOTALED ON:
 PAGE BREAKS ON:

FUND/SCC	TITLE	BUDGET	PERIOD EXPENDITURES	ENCUMBRANCES OUTSTANDING	YEAR TO DATE EXP	AVAILABLE BALANCE	YTD/ BUD
3009660	CLUB SOFTBALL - SMS	1,985.00	.00	.00	590.00	1,395.00	29.72
FUND/SCC-3009670	CD/MD CLASS - SMS						
3009670	CD/MD CLASS - SMS	2,098.27	270.08	.00	454.48	1,643.79	21.66
FUND/SCC-3009690	PHYS ED DEPT - SMS						
3009690	PHYS ED DEPT - SMS	7,080.39	.00	.00	2,851.66	4,228.73	40.28
FUND/SCC-3009901	INSTRUMENTAL UNIFOR - SHS						
3009901	INSTRUMENTAL UNIFOR	17,000.00	.00	8.47	12,715.83	4,275.70	74.85
FUND/SCC-3009904	CHORAL CLOTHING - SHS						
3009904	CHORAL CLOTHING - S	2,990.26	.00	.00	.00	2,990.26	.00
FUND/SCC-3009905	BAND - SHS						
3009905	BAND - SHS	5,303.71	.00	.00	.00	5,303.71	.00
FUND/SCC-3009906	DRAMA CLUB - SHS						
3009906	DRAMA CLUB - SHS	14,313.00	118.20	483.75	6,213.94	7,615.31	46.79
FUND/SCC-3009907	ASAP - SHS						
3009907	ASAP - SHS	1,364.07	.00	.00	.00	1,364.07	.00
FUND/SCC-3009908	SEAC - SHS						
3009908	SEAC - SHS	5,677.38	.00	500.00	.00	5,177.38	8.81
FUND/SCC-3009909	THE STAMPEDE - SHS						
3009909	THE STAMPEDE - SHS	1,251.53	.00	.00	.00	1,251.53	.00
FUND/SCC-3009910	SKI CLUB - SHS						
3009910	SKI CLUB - SHS	23,238.63	.00	.00	.00	23,238.63	.00
FUND/SCC-3009911	BOYS LACROSSE - SHS						
3009911	BOYS LACROSSE - SHS	250.00	.00	.00	.00	250.00	.00
FUND/SCC-3009912	GIRLS LACROSSE - SHS						
3009912	GIRLS LACROSSE - SH	250.00	.00	.00	.00	250.00	.00
FUND/SCC-3009913	LEADERSHIP ACADEMY - SHS						
3009913	LEADERSHIP ACADEMY	11,133.72	.00	.00	109.99	11,023.73	.99
FUND/SCC-3009914	M.I.L.E UNIT - SHS						
3009914	M.I.L.E UNIT - SHS	9,189.37	871.60	1,391.00	5,814.71	1,983.66	78.41
FUND/SCC-3009915	SHS MAKERS - HS						
3009915	SHS MAKERS - HS	1,675.00	.00	.00	.00	1,675.00	.00
FUND/SCC-3009916	FOOTBALL CAMP - SHS						
3009916	FOOTBALL CAMP - SHS	1,713.65	.00	.00	29.85	1,683.80	1.74
FUND/SCC-3009917	ATHLETIC PROGRAMS						
3009917	ATHLETIC PROGRAMS	1,223.10	.00	.00	.00	1,223.10	.00
FUND/SCC-3009919	OHSAA TOURNAMENTS						
3009919	OHSAA TOURNAMENTS	12,418.80	.00	.00	155.91	12,262.89	1.26
FUND/SCC-3009920	BOYS TRACK - SHS						
3009920	BOYS TRACK - SHS	3,389.54	.00	77.00	.00	3,312.54	2.27
FUND/SCC-3009921	GIRLS TRACK - SHS						
3009921	GIRLS TRACK - SHS	2,056.70	.00	77.00	.00	1,979.70	3.74
FUND/SCC-3009922	MD VOCATIONAL TRAIN -SHS						
3009922	MD VOCATIONAL TRAIN	65,830.75	6,516.76	7,250.00	48,579.54	10,001.21	84.81
FUND/SCC-3009923	ENGINEERING CLUB - HS						
3009923	ENGINEERING CLUB -	4,988.89	.00	.00	.00	4,988.89	.00
FUND/SCC-3009924	DECA - SHS						

STRONGSVILLE CITY SCHOOL DISTRICT
 EXPENDITURE STATUS REPORT

SELECTION CRITERIA: ALL
 ACCOUNTING PERIOD: 11/24

SORTED BY: FUND/SCC
 TOTALED ON:
 PAGE BREAKS ON:

FUND/SCC	TITLE	BUDGET	PERIOD EXPENDITURES	ENCUMBRANCES OUTSTANDING	YEAR TO DATE EXP	AVAILABLE BALANCE	YTD/ BUD
3009924	DECA - SHS	51,233.22	1,404.98	14,141.65	29,761.67	7,329.90	85.69
FUND/SCC-3009928	OHIO CAREER ASSOC - SHS						
3009928	OHIO CAREER ASSOC -	351.56	.00	.00	.00	351.56	.00
FUND/SCC-3009929	FCCLA - SHS						
3009929	FCCLA - SHS	250.00	.00	.00	.00	250.00	.00
FUND/SCC-3009930	DANCE TEAM - SHS						
3009930	DANCE TEAM - SHS	2,267.59	.00	.00	11.00	2,256.59	.49
FUND/SCC-3009934	GIRLS SOCCER - SHS						
3009934	GIRLS SOCCER - SHS	326.26	.00	.00	.00	326.26	.00
FUND/SCC-3009935	ORCHESTRA - SHS						
3009935	ORCHESTRA - SHS	19,515.76	.00	.00	.00	19,515.76	.00
FUND/SCC-3009936	BOYS SOCCER - SHS						
3009936	BOYS SOCCER - SHS	310.60	.00	.00	19.90	290.70	6.41
FUND/SCC-3009937	VOCAL MUSIC - SHS						
3009937	VOCAL MUSIC - SHS	2,760.77	.00	.00	.00	2,760.77	.00
FUND/SCC-3009939	MUSICAL PRODUCTION - SHS						
3009939	MUSICAL PRODUCTION	30,125.00	114.11	206.29	9,868.45	20,050.26	33.44
FUND/SCC-3009941	GIRLS BASKETBALL - SHS						
3009941	GIRLS BASKETBALL -	438.41	.00	.00	44.00	394.41	10.04
FUND/SCC-3009946	BOYS BASKETBALL - SHS						
3009946	BOYS BASKETBALL - S	420.64	.00	88.00	33.00	299.64	28.77
FUND/SCC-3009949	BOYS VOLLEYBALL - SHS						
3009949	BOYS VOLLEYBALL - S	8,000.00	.00	44.00	605.00	7,351.00	8.11
FUND/SCC-3009950	GIRLS VOLLEYBALL - SHS						
3009950	GIRLS VOLLEYBALL -	1,251.48	.00	.00	.00	1,251.48	.00
FUND/SCC-3009951	PROJECT SUPPORT - SHS						
3009951	PROJECT SUPPORT - S	2,531.13	115.98	.00	115.98	2,415.15	4.58
FUND/SCC-3009955	GIRLS TENNIS - SHS						
3009955	GIRLS TENNIS - SHS	4,100.90	.00	.00	9.95	4,090.95	.24
FUND/SCC-3009956	BOYS TENNIS - SHS						
3009956	BOYS TENNIS - SHS	262.29	.00	11.00	.00	251.29	4.19
FUND/SCC-3009960	SWIM TEAM - SHS						
3009960	SWIM TEAM - SHS	304.60	.00	.00	33.00	271.60	10.83
FUND/SCC-3009961	WRESTLING TEAM - SHS						
3009961	WRESTLING TEAM - SH	4,298.38	.00	.00	2,125.00	2,173.38	49.44
FUND/SCC-3009965	ICE HOCKEY - SHS						
3009965	ICE HOCKEY - SHS	250.16	.00	.00	.00	250.16	.00
FUND/SCC-3009967	LANTERN - SHS						
3009967	LANTERN - SHS	7,267.24	200.00	779.02	483.93	6,004.29	17.38
FUND/SCC-3009968	STROHIGAN - SHS						
3009968	STROHIGAN - SHS	14,966.85	.00	.00	4,019.12	10,947.73	26.85
FUND/SCC-3009970	BASEBALL - SHS						
3009970	BASEBALL - SHS	47,107.29	.00	.00	12,231.02	34,876.27	25.96
FUND/SCC-3009971	SOFTBALL- SHS						
3009971	SOFTBALL- SHS	1,571.62	.00	55.00	.00	1,516.62	3.50
FUND/SCC-3009972	GIRLS CROSS COUNTRY - SHS						

POWERSCHOOL LLC
 DATE: 06/04/2024
 TIME: 09:26:09

STRONGSVILLE CITY SCHOOL DISTRICT
 EXPENDITURE STATUS REPORT

PAGE NUMBER: 8
 EXPSTA11

SELECTION CRITERIA: ALL
 ACCOUNTING PERIOD: 11/24

SORTED BY: FUND/SCC
 TOTALED ON:
 PAGE BREAKS ON:

FUND/SCC	TITLE	BUDGET	PERIOD EXPENDITURES	ENCUMBRANCES OUTSTANDING	YEAR TO DATE EXP	AVAILABLE BALANCE	YTD/ BUD
3009972	GIRLS CROSS COUNTRY	7,752.45	.00	.00	109.85	7,642.60	1.42
FUND/SCC-3009975	BOYS CROSS COUNTRY - SHS						
3009975	BOYS CROSS COUNTRY	7,875.00	.00	.00	29.85	7,845.15	.38
FUND/SCC-3009976	BOYS GOLF - HS						
3009976	BOYS GOLF - HS	5,716.80	.00	550.00	919.90	4,246.90	25.71
FUND/SCC-3009980	GYMNASTICS - SHS						
3009980	GYMNASTICS - SHS	615.53	.00	11.00	22.00	582.53	5.36
FUND/SCC-3009985	GIRLS GOLF - SHS						
3009985	GIRLS GOLF - SHS	2,863.35	.00	.00	29.85	2,833.50	1.04
FUND/SCC-3009990	ATHLETIC TRAINER - SHS						
3009990	ATHLETIC TRAINER -	3,798.57	.00	.00	1,275.00	2,523.57	33.57
FUND/SCC-3009992	FALL CHEERLEADING - SHS						
3009992	FALL CHEERLEADING -	538.02	.00	.00	.00	538.02	.00
FUND/SCC-3009996	WINTER CHEERLEADING - SHS						
3009996	WINTER CHEERLEADING	56,384.98	7,631.22	21,345.23	25,656.73	9,383.02	83.36
FUND/SCC-4019021	AUX SERV FY21 ST JOSEPH						
4019021	AUX SERV FY21 ST JO	12.18	.00	.00	.00	12.18	.00
FUND/SCC-4519023	OH K-12 CONNECTIVITY FY23						
4519023	OH K-12 CONNECTIVIT	322.70	.00	.00	322.70	.00	100.00
FUND/SCC-4519024	OH K-12 CONNECTIVITY FY24						
4519024	OH K-12 CONNECTIVIT	13,660.01	.00	.00	12,600.00	1,060.01	92.24
FUND/SCC-4679020	STUDENT WELLNESS & SUCCES						
4679020	STUDENT WELLNESS &	17,959.15	.00	5,765.00	4,575.00	7,619.15	57.58
FUND/SCC-4999023	PARENT MENTOR FY23						
4999023	PARENT MENTOR FY23	2,083.48	.00	.00	2,083.48	.00	100.00
FUND/SCC-4999024	PARENT MENTOR FY24						
4999024	PARENT MENTOR FY24	25,000.00	2,125.10	.00	21,446.85	3,553.15	85.79
FUND/SCC-4999123	SCHOOL BUS PROGRAM FY23						
4999123	SCHOOL BUS PROGRAM	135,000.00	.00	.00	135,000.00	.00	100.00
FUND/SCC-4999124	SCHOOL BUS PROGRAM FY24						
4999124	SCHOOL BUS PROGRAM	135,000.00	.00	135,000.00	.00	.00	100.00
FUND/SCC-4999223	AG SCHOOL SAFETY FY23						
4999223	AG SCHOOL SAFETY FY	30,225.01	.00	.00	30,225.01	.00	100.00
FUND/SCC-4999224	AG SCHOOL SAFETY FY24						
4999224	AG SCHOOL SAFETY FY	24,680.01	12,996.00	.00	12,996.00	11,684.01	52.66
FUND/SCC-5079123	ESSER II FY23						
5079123	ESSER II FY23	64,679.12	.00	.00	64,679.12	.00	100.00
FUND/SCC-5079223	ESSER III FY23						
5079223	ESSER III FY23	188,900.57	.00	.00	188,900.57	.00	100.00
FUND/SCC-5079224	ESSER III FY24						
5079224	ESSER III FY24	2,044,417.68	151,903.97	.00	1,436,897.63	607,520.05	70.28
FUND/SCC-5079323	ARP HOMELESS FY23						
5079323	ARP HOMELESS FY23	4,335.00	.00	.00	4,335.00	.00	100.00
FUND/SCC-5079324	ARP HOMELESS FY24						
5079324	ARP HOMELESS FY24	4,450.00	1,381.73	204.70	4,245.30	.00	100.00
FUND/SCC-5169023	IDEA-B FY23						

STRONGSVILLE CITY SCHOOL DISTRICT
 EXPENDITURE STATUS REPORT

SELECTION CRITERIA: ALL
 ACCOUNTING PERIOD: 11/24

SORTED BY: FUND/SCC
 TOTALED ON:
 PAGE BREAKS ON:

FUND/SCC	TITLE	BUDGET	PERIOD EXPENDITURES	ENCUMBRANCES OUTSTANDING	YEAR TO DATE EXP	AVAILABLE BALANCE	YTD/ BUD
5169023	IDEA-B FY23	147,683.70	.00	.00	147,683.70	.00	100.00
FUND/SCC-5169024	IDEA-B FY24						
5169024	IDEA-B FY24	1,435,986.23	100,790.68	23,814.94	1,030,362.10	381,809.19	73.41
FUND/SCC-5169123	ARP IDEA-B FY23						
5169123	ARP IDEA-B FY23	51,588.42	.00	.00	51,588.42	.00	100.00
FUND/SCC-5519023	TITLE III LEP FY23						
5519023	TITLE III LEP FY23	380.00	.00	.00	380.00	.00	100.00
FUND/SCC-5519024	TITLE III LEP FY24						
5519024	TITLE III LEP FY24	92,264.42	8,416.43	2,302.74	55,194.80	34,766.88	62.32
FUND/SCC-5519124	TITLE III IMMIGRANT						
5519124	TITLE III IMMIGRANT	7,629.76	.00	.00	414.00	7,215.76	5.43
FUND/SCC-5729023	TITLE I FY23						
5729023	TITLE I FY23	48,991.68	.00	.00	48,991.68	.00	100.00
FUND/SCC-5729024	TITLE I FY24						
5729024	TITLE I FY24	746,077.03	79,410.01	41,805.72	541,757.89	162,513.42	78.22
FUND/SCC-5729123	TITLE I EOC FY23						
5729123	TITLE I EOC FY23	20,175.56	.00	.00	13,442.98	6,732.58	66.63
FUND/SCC-5849023	TITLE IV-A FY23						
5849023	TITLE IV-A FY23	9,527.22	.00	.00	9,527.22	.00	100.00
FUND/SCC-5849024	TITLE IV-A FY24						
5849024	TITLE IV-A FY24	71,161.78	2,928.30	12,435.17	34,826.01	23,900.60	66.41
FUND/SCC-5849124	STRONGER CONNECTIONS FY24						
5849124	STRONGER CONNECTION	16,530.77	690.00	1,380.00	5,827.50	9,323.27	43.60
FUND/SCC-5879023	EARLY CHILD SPED FY23						
5879023	EARLY CHILD SPED FY	2,884.19	.00	.00	2,884.19	.00	100.00
FUND/SCC-5879024	EARLY CHILD SPED FY24						
5879024	EARLY CHILD SPED FY	28,598.34	2,429.98	.00	23,718.43	4,879.91	82.94
FUND/SCC-5879123	ARP EARLY CHILD SPED FY23						
5879123	ARP EARLY CHILD SPE	2,628.40	.00	.00	2,628.40	.00	100.00
FUND/SCC-5909023	TITLE II-A FY23						
5909023	TITLE II-A FY23	49,960.96	.00	.00	49,960.96	.00	100.00
FUND/SCC-5909024	TITLE II-A FY24						
5909024	TITLE II-A FY24	228,529.18	2,408.19	3,250.00	100,031.83	125,247.35	45.19
FUND/SCC-5999023	SCHOOL SAFETY GRANT FY23						
5999023	SCHOOL SAFETY GRANT	289,043.96	.00	8,078.40	280,965.55	.01	100.00
FUND/SCC-5999123	SCHOOL SAFETY RD 5 FY23						
5999123	SCHOOL SAFETY RD 5	450,000.00	.00	270,130.54	179,869.46	.00	100.00
TOTAL REPORT		123,959,668.05	10,266,675.30	8,073,490.04	104,102,968.84	11,783,209.17	90.49