

Annual Report

School Board Meeting
June 4, 2024

WE ARE WEST!

A.J. West Elementary



Nani Villarreal, Principal



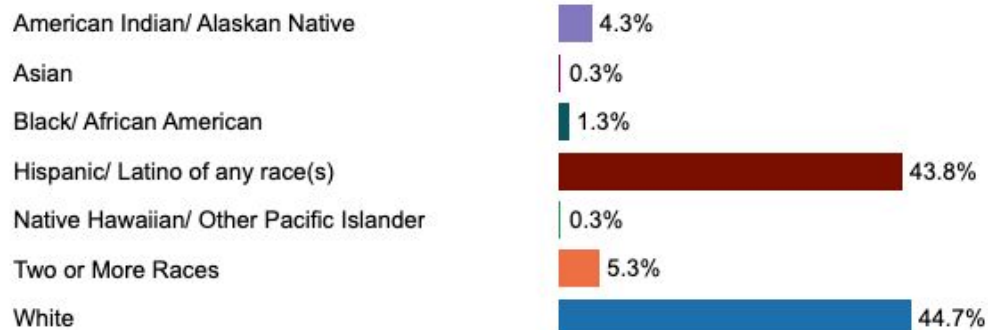
Elementary School
should be joyful!

*A picture is worth a
thousand words...*

Our Students

311 Students K-5

Race/Ethnicity



- 85% low income
- 21% qualify for EL services
- 26% have an IEP (Resource, Speech, ID, Transitions)
- 2.6% have a 504 Plan



Our Staff

Certificated:

- 23 certificated
- Average experience = 20 yrs.
- Average time at AJ West = 12 yrs.
 - 2-37 years
 - 27 years in the same classroom
 - 22 years in the same classroom, went to 1st grade in that room
 - 8 entire career at AJW
- 74% masters degree or higher
- 26% National Board Certified

Classified:

- 22 classified
- Average experience = 9 yrs.
 - 1-30 years

*5 fluent in Spanish



Panorama Data - Attendance



Are we hitting our attendance goal? Our goal: 95% daily attendance

90.9% on Thursday, May 30th
daily attendance

91.2% year to date
average daily attendance

Half-day absences:

☐ Included in calculation ⓘ

What is our daily attendance?



Panorama Data - SEL



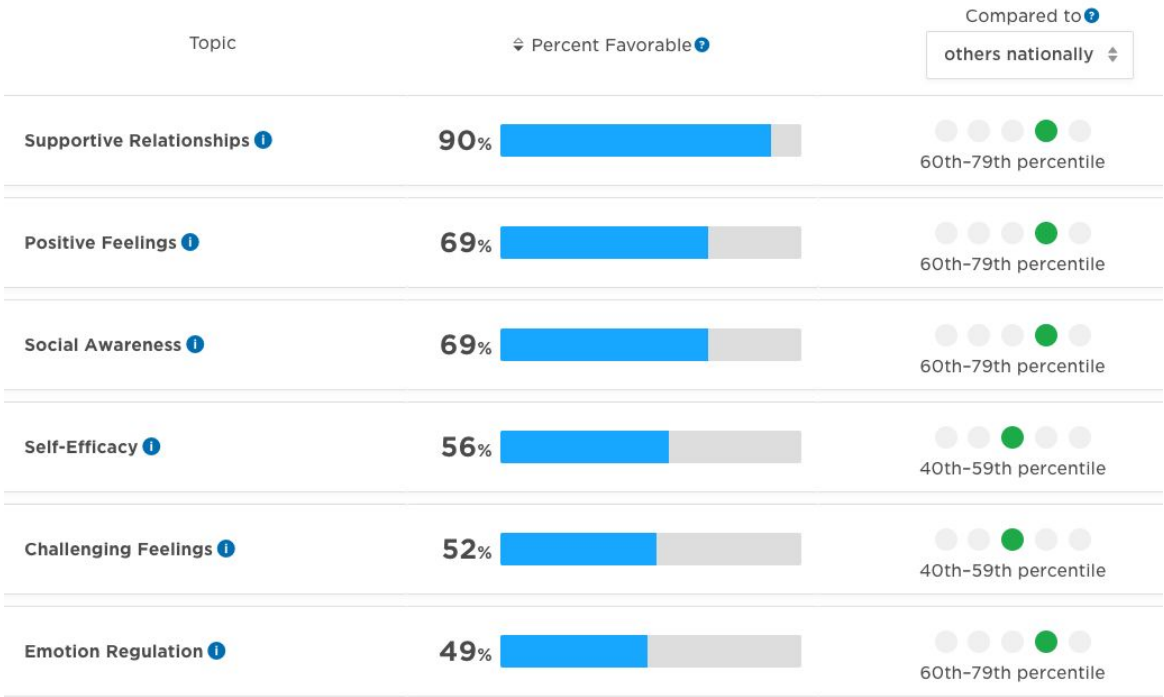
2023/2024 - Panorama Social-Emotional Learning: Student Competency & Well-Being Measures

How did students perceive their own social-emotional skills?

Grades 3-5

23 responses | [show breakdown](#)

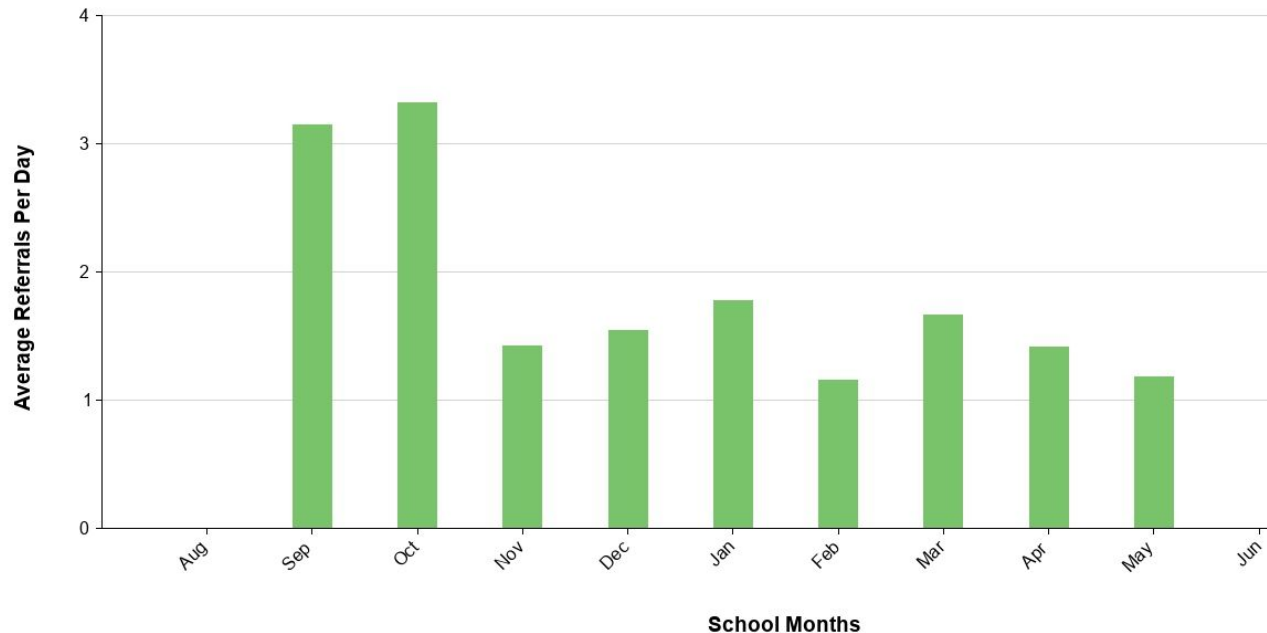
Save as:



SWIS Data - Discipline Referrals


Average Referrals Per Day Per Month

Major, 2023-24



The Expectations
at A.J. West:

Be RESPECTFUL
Be RESPONSIBLE
Be SAFE



Academic - iReady comparison of Overall **Fall** Reading to **Spring** 23/24

Fall BOY 2023-24



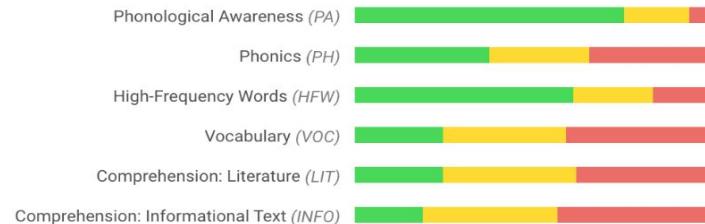
Students Assessed/Total: 288/307

Overall Placement



- At Risk for Tier 3 40% **2 or more grade levels below**
- Tier 2 41% **1 grade level below**
- Tier 1 19% **At or above grade level**

Placement By Domain




Spring EOY 2023-24

Overall Placement



- At Risk for Tier 3 26% **+14%**
- Tier 2 34% **+7%**
- Tier 1 40% **+21%**

Placement By Domain



Academic - iReady comparison of Overall **Fall Math** to **Spring** 23/24



Fall BOY 2023-24

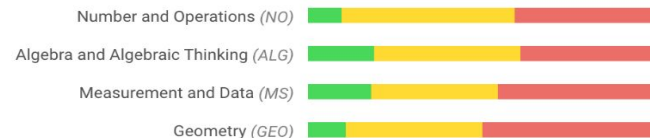
Students Assessed/Total: 244/307

Overall Placement



- At Risk for Tier 3 47% **2 or more grade levels below**
- Tier 2 45% **1 grade level below**
- Tier 1 8% **At or above grade level**

Placement By Domain



[i The Mapping Between 5-Level and 3-Level Placements](#)

Spring EOY 2023-24

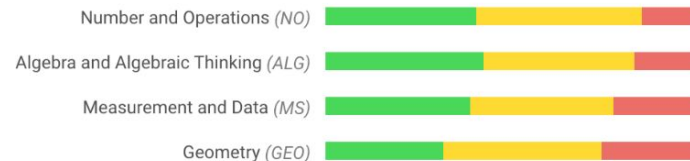
Students Assessed/Total: 304/310

Overall Placement



- At Risk for Tier 3 21% **+26%**
- Tier 2 47% **-2%**
- Tier 1 32% **+24%**

Placement By Domain



[i The Mapping Between 5-Level and 3-Level Placements](#)

School Improvement Goals



Goal #1: Reading - YES +21%

By May 31, 2024 AJ West Elementary School will demonstrate a minimum of a **7% increase** of K-5 students in overall Tier 1 placement as measured by iReady End of Year Benchmark reading scores.

Goal #2: Math - YES +24%

By May 31, 2024 AJ West Elementary School will demonstrate a minimum of a **10% increase** of K-5 students in overall Tier 1 placement as measured by iReady End of Year Benchmark math scores.

Goal #3: Behavior - Work in progress

By May 31, 2024, AJ West Elementary School will demonstrate a minimum of a **5% decrease** of K-5 behavior referrals.

Traditions - Fun Run 1983-1997, 2021-present



- 160 participants
- 30 volunteers
- 2 weeks - learn about healthy choices, how to run
- Students run the course
- Family BBQ

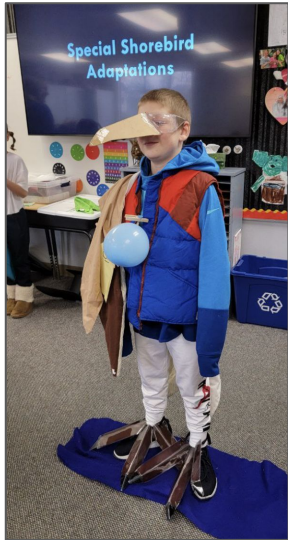


Traditions - 70 Years of Kindergarten Circus

*You Are Invited -
Friday, June 7
1:00-2:00 p.m.*



Engagement



*Missoula Children's Theater
PBIS Celebrations
Field Trips
Garden
Outdoor School
Fun Run
Kindergarten Circus
Fun Assemblies - We dance!
Innovative Practices*



THANK YOU
GRACIAS

