

**ABERDEEN SCHOOL DISTRICT NO. 5  
ABERDEEN, WASHINGTON**

Regular Meeting of the Board of Directors  
Community Room, Aberdeen High School  
March 29, 2019

**AGENDA**

5:00 p.m. Regular Meeting Call to Order

Flag Salute

**Consent Agenda**

1. Minutes
2. Gift to the District
3. Trip Requests

Comments from Board Members

Comments from Student Representative

Comments from the Audience

Old Business

Superintendent's Report

1. Legislative Update
2. Budget Update

Instructional Services

1. [Odysseyware](#)

Financial Services

1. [Fiscal Status Report](#)
2. [Asset Preservation Report](#)

New Business

1. [Special Education Contract](#)
2. [Surplus Technology](#)
3. Next Meeting

Comments from the Audience

Executive Session

1. [Personnel Matters](#)

ADJOURN

ABERDEEN SCHOOL DISTRICT NO. 5

BOARD INFORMATION AND BACKGROUND

March 29, 2019 – Community Room, Aberdeen High School

5:00 p.m. – Regular Meeting Call to Order

Flag Salute

Consent Agenda – [Enclosure 1](#)

1. Minutes – The minutes from the regular meeting on March 5, 2019, and the special meeting on March 9, 2019, are enclosed for your review and approval.
2. Accounts Payable – The payroll and accounts payable vouchers for February are enclosed for your review and approval.
3. Gift to the District – The Rotary Club of Aberdeen has donated \$1,000 to the FBLA at Aberdeen High School to help defray the cost of attending the state competition.
4. Trip Requests
  - a. The FBLA at Aberdeen High School is requesting permission to travel to Bellevue for a student leadership conference and competition on April 10-13.
  - b. Mathletes at Aberdeen High School are requesting permission to travel to Central Washington University at Ellensburg for the state competition on April 12-13.
  - c. The choirs at Aberdeen High School are requesting permission to travel to Seattle to experience several music venues on May 2-3.

Comments from Board Members

Comments from Student Representative

Comments from the Audience

Old Business

Superintendent's Report

1. Legislative Update – Superintendent Henderson will report on the 2019 Legislature and funding for schools.
2. Budget Update – Superintendent Henderson will provide an update on planning for the 2019-2020 Budget.

Board Information  
March 5, 2019

Instructional Services

1. Odysseyware – The Instructional Materials Committee is recommending Odysseyware as the preferred online curriculum in the District. The information is presented tonight for first reading. [Enclosure 2](#)

Financial Services

1. Fiscal Status Report – Executive Director of Business and Operations Elyssa Louderback will provide the Fiscal Status Report for February. [Enclosure 3](#)
2. Asset Preservation Report – The annual report assessing the condition of buildings under the state Asset Preservation Program is enclosed for your review and approval. [Enclosure 4](#)

New Business

1. Special Education Contract – A contract with Pioneer Healthcare Services assigning Rachel Bromberg as an occupational therapist in the District is presented for your review and approval. [Enclosure 5](#)
2. Surplus Technology – The Technology Department is requesting that the items on the enclosed inventory be declared surplus as they are either at the end of their useful life or no longer used by students or staff. [Enclosure 6](#)
3. Next Meeting – The next regular meeting of the Board is set for 5 p.m. Tuesday, April 16, 2019, in the Community Room at Aberdeen High School.

Comments from the Audience

Executive Session

At this time the meeting will recess for an executive session expected to last 15 minutes under RCW 42.30.110 (g) (to evaluate the qualifications of an applicant for public employment or to review the performance of a public employee).

1. Personnel Matters [Enclosure 7](#)
  - a. Certificated
  - b. Classified

ADJOURN

## ABERDEEN SCHOOL DISTRICT NO. 5

### Minutes of the Regular Meeting of the Board of Directors – March 5, 2019

At 5:00 p.m. President Bielski convened the regular meeting of the Aberdeen School Board in the Community Room at Aberdeen High School. Members present were Jennifer Durney, Bill Dyer, Erin Farrer and Jeff Nelson, along with Superintendent Alicia Henderson, student representative Natalie Hurd and approximately 70 patrons and staff. The meeting began with the Flag salute.

CALL TO ORDER

On a motion by Erin Farrer and seconded by Jennifer Durney, the Board approved the Consent Agenda, which included the minutes of the regular meeting on February 19, 2019, and trip requests for 5<sup>th</sup> Grade students at Central Park Elementary School to travel to the Oregon Museum of Science and Industry in Portland, Ore., on June 10, FFA at Aberdeen High School to travel to the forestry regional competition at Mt. Baker High School in Burlington on March 15-16 and for FFA at Aberdeen High School to travel to the state nursery landscape competition in Ritzville on March 22-23.

CONSENT AGENDA

Directors Jennifer Durney and Sandra Bielski commented that they were able to attend the celebration for Jerry Salstrom marking 50 years in education and both enjoyed it, very much.

COMMENTS FROM  
BOARD MEMBERS

President Bielski commented that her company took part in Future Options Day at Miller Junior High School. One of her employees shared his expertise as an engraver and both came away extremely impressed with the students. She also appreciated Mrs. Laura Carle's assistance with technology.

Student Representative Natalie Hurd provided an update on student activities in the District, noting that it was finals week and that spring sports have begun.

COMMENTS FROM  
STUDENT  
REPRESENTATIVE

Superintendent Henderson provided an update on the current legislative session.

LEGISLATIVE  
UPDATE

Superintendent Henderson provided an update on the 2018-2019 budget and planning for the 2019-2020 budget. Following a review of expected revenue and expenditures, she reported the District is on track to reduce expenditures by \$1 million this school year and she recommends further reductions totaling \$3.5 million in 2019-2020. On a motion by Director Bill Dyer and seconded by Director Jeff Nelson, the Board voted to consider a resolution directing the superintendent to prepare for a reduced educational program including a reduction in force to be presented at the April 16 meeting. The Board set 8:30 a.m. Saturday, March 9, before its annual retreat, as the date to take action on the resolution.

SUPERINTENDENT  
BUDGET UPDATE

Superintendent Henderson provided an update on the 2018-2019 focus areas, noting that the Discipline Committee is continuing its work of drafting new policies in preparation for new state regulations regarding progressive discipline of students. Superintendent Henderson provided an update on planning for the new Stevens Elementary School. She noted that the task force reconvened on February 28 for an update and that the geotech work will be coordinated with the city and begin soon.

2018-2019 FOCUS  
AREAS

NEW STEVENS  
SCHOOL

Superintendent Henderson discussed a meeting she participated in with Great Rivers Behavioral Health to discuss student eligibility and access to mental health resources.

MENTAL HEALTH  
RESOURCES

Superintendent Henderson reported that a training in threat assessment will take place in the District on Friday, March 7, and that the intent is to establish a Level 1 threat assessment at all schools in the District.

THREAT ASSESSMENT

Superintendent Henderson discussed risky student behaviors, such as vaping and inappropriate pictures on social media, and the work that is taking place to bring more information to students and families about the risks.

STUDENT SAFE PRACTICES

Teaching and Learning Director Traci Sandstrom provided the Teaching and Learning Report for March. She discussed AVID, elementary and secondary science curriculum review, the working taking place in PBIS and MTSS, new teacher orientation, state assessments and training through a grant for kindergarten computer science instruction.

INSTRUCTIONAL SERVICES

Executive Director of Business and Operations Elyssa Louderback provided an update on the preparations for a modular building at Miller Junior High School for the 6<sup>th</sup> Grade.

6<sup>TH</sup> TO MILLER UPDATE

Athletic Director Aaron Roiko provided a report on winter and spring athletics. He noted that 10 teams earned WIAA academic honors – girls’ varsity and JV wrestling, varsity, JV and C Team basketball and varsity and JV bowling and boys’ varsity wrestling, JV basketball, and boys’ swimming and diving.

ATHLETIC DIRECTOR’S REPORT

Following discussion about unexpected scheduling conflicts, the Board set the next regular meeting for 5 p.m. Friday, March 29, 2019. If the Community Room is not available, it will take place in the Board Room of the Administration Building. A special meeting to consider a resolution for a reduced education plan for 2019-2020 is set for 8:30 a.m. in the Board Room at the Administration Building to be followed by the Board’s annual retreat work study at 9 a.m.

NEXT MEETING

Veronica DeAlba Cruz, a parent, offered comment regarding the pending budget cuts and the rules of order at Board meetings.

COMMENTS FROM THE AUDIENCE

Tina Palmer, a staff member, offered comment regarding rules of order for Board meetings and suggested putting the Miller Junior High 6<sup>th</sup> Grade project on hold to offset planned budget reductions.

Superintendent Henderson noted the District is confident in its budget assumptions and that postponing the Miller project does not free up money in the General Fund for personnel costs.

President Bielski commented that the concern in the room is shared by the Board, but that it’s the Legislature that needs to hear about how the new funding model is impacting Aberdeen.

At 6:11 p.m., President Sandra Bielski recessed the meeting for an executive session expected to last 60 minutes under RCW 42.30.110 (b) (c) (g) (to evaluate the qualifications of an applicant for public employment or to review the performance of a public employee and to consider real estate matters). At 7:12 p.m., the regular meeting reconvened.

EXECUTIVE SESSION

On a motion by Jennifer Durney and seconded by Erin Farrer, the Board approved the Personnel Report as presented by Assistant Superintendent Jim Sawin.

PERSONNEL REPORT

Under certificated matters, the Board accepted the resignation of Mark Weinrub, a math teacher at Aberdeen High School, effective June 30, and the hiring of Mark Engebretsen and Jennifer Tingey as substitutes for the District.

CERTIFICATED

Under classified matters, the Board accepted resignations from Michael Gates, a custodian at Aberdeen High School, effective March 22, and from Nikkol Daniels, an after-school para-educator at Central Park Elementary School, effective February 20; approved a leave of absence for Brian Heaton, an LRC technician at Miller Junior High School, effective April 9 to May 2; approved an extra-curricular contract for Katelynn Reeson as a 0.5 FTE assistant coach for fastpitch at Aberdeen High School effective March 1, and approved the hiring of Jose' Ortiz and Heather Smith as substitutes for the District.

CLASSIFIED

On a motion by Jennifer Durney and seconded by Jeff Nelson, the Board approved the collective bargaining agreement for 2019-2022 with Public School Employees SEIU Local 1948.

PSE 2019-2022  
BARGAINING  
AGREEMENT

There being no further business, the regular meeting was adjourned at 7:15 p.m.

ADJOURN

---

Alicia Henderson, Secretary

---

Sandra Bielski, President

**ABERDEEN SCHOOL DISTRICT NO. 5**

Minutes of the Special Meeting of the  
Board of Directors – March 9, 2019

At 8:30 a.m. President Bielski convened the regular meeting of the Aberdeen School Board in the Board Room of the Administration Building. Members present were Bill Dyer, Erin Farrer and Jeff Nelson, along with Superintendent Alicia Henderson and approximately 36 patrons and staff. Director Jennifer Durney was excused. The meeting began with the Flag salute.

CALL TO ORDER

On a motion by Jeff Nelson and seconded by Erin Farrer, the Board approved a contract with Zones, Inc., for LAN/WLAN system upgrades in the amount of \$67,880.39 with the District's cost after E-Rate reimbursement estimated at \$10,182.05.

TECHNOLOGY  
CONTRACT

On a motion by Bill Dyer and seconded by Jeff Nelson, the Board considered Resolution 2019-06 Directing the Superintendent to prepare for a Reduced Educational Plan and Reduction in force. Superintendent Alicia Henderson read the resolution. Director Bill Dyer and President Sandra Bielski each read statements regarding planning for a reduced budget in 2019-2020. Director Jeff Nelson offered comment appreciating the summary statements and noted the District is in a position where it must make reductions. The resolution was adopted unanimously.

RESOLUTION 2019-06  
REDUCTION IN  
FORCE

Myka Jugum offered comment on the planning for a reduced budget and the impact.

COMMENTS FROM  
THE AUDIENCE

Joni Sherman and Jenny Sturgill offered comment on the work of school counselors in the District.

Helen King offered comment on relationships and morale in the District.

Carla White offered comment regarding caseloads, class size and Special Education in the District.

Michelle Reed offered comment on the meeting location.

There being no further business President Bielski declared the Special Meeting adjourned at 9:30 a.m. and announced the Board would move into its work study session for the annual self-assessment and a review of social media policies.

ADJOURN

---

Alicia Henderson, Secretary

---

Sandra Bielski, President

The following vouchers, as audited and certified by the Auditing Officer as required by RCW 42.24.080, and those expense reimbursement claims certified as required by RCW 42.24.090, are approved for payment. Those payments have been recorded on this listing which has been made available to the board.

As of March 19, 2019, the board, by a \_\_\_\_\_ vote, approves payments, totaling \$1,726,718.54. The payments are further identified in this document.

Total by Payment Type for Cash Account, ACCOUNTS PAYABLE:  
Warrant Numbers 827074 through 827076, totaling \$1,726,718.54

Secretary \_\_\_\_\_ Board Member \_\_\_\_\_  
Board Member \_\_\_\_\_ Board Member \_\_\_\_\_  
Board Member \_\_\_\_\_

| Check Nbr     | Vendor Name         | Check Date              | Check Amount |
|---------------|---------------------|-------------------------|--------------|
| 827074-827075 | Payroll Warrants    | 02/28/2019              | 1,681.62     |
| 827076        | Anchor Savings Bank | 02/27/2019              | 1,725,036.92 |
| 1             | Computer            | Check(s) For a Total of | 1,726,718.54 |



The following vouchers, as audited and certified by the Auditing Officer as required by RCW 42.24.080, and those expense reimbursement claims certified as required by RCW 42.24.090, are approved for payment. Those payments have been recorded on this listing which has been made available to the board.

As of March 19, 2019, the board, by a \_\_\_\_\_ vote, approves payments, totaling \$1,762,576.61. The payments are further identified in this document.

Total by Payment Type for Cash Account, ACCOUNTS PAYABLE:  
Warrant Numbers 827077 through 827120, totaling \$1,762,576.61

Secretary \_\_\_\_\_ Board Member \_\_\_\_\_  
Board Member \_\_\_\_\_ Board Member \_\_\_\_\_  
Board Member \_\_\_\_\_

| Check Nbr | Vendor Name                    | Check Date | Check Amount |
|-----------|--------------------------------|------------|--------------|
| 827077    | Aberdeen High School-AHS Schol | 02/28/2019 | 115.00       |
| 827078    | Aberdeen Sd #5 Revolving Fund  | 02/28/2019 | 589.19       |
| 827079    | Aberdeen School District #5    | 02/28/2019 | 157.08       |
| 827080    | Aflac Remittance Processing    | 02/28/2019 | 1,777.39     |
| 827081    | American Fidelity-FSA          | 02/28/2019 | 4,402.14     |
| 827082    | American Fidelity              | 02/28/2019 | 5,768.88     |
| 827083    | American Fidelity Health Servi | 02/28/2019 | 3,250.00     |
| 827084    | Ameritas                       | 02/28/2019 | 19,206.00    |
| 827085    | Anchor Savings Bank-Child Supp | 02/28/2019 | 750.00       |
| 827086    | Bank Of The Pacific            | 02/28/2019 | 586,320.45   |
| 827087    | Cnty/city Mun Ees              | 02/28/2019 | 2,923.23     |
| 827088    | Deferred Compensation Program  | 02/28/2019 | 17,121.00    |
| 827089    | Delta Management Associates In | 02/28/2019 | 557.58       |
| 827090    | Dynamic Collectors             | 02/28/2019 | 1,123.03     |
| 827091    | E.S.D.#113 Unemployment Coop   | 02/28/2019 | 3,239.52     |
| 827092    | Ecmc                           | 02/28/2019 | 371.72       |
| 827093    | Ed.Serv.Dist.#113              | 02/28/2019 | 29,466.78    |
| 827094    | Great NW Credit Union          | 02/28/2019 | 375.00       |
| 827095    | Inspirus                       | 02/28/2019 | 11,700.56    |
| 827096    | Legal Shield                   | 02/28/2019 | 136.15       |
| 827097    | Lina                           | 02/28/2019 | 6,830.65     |
| 827098    | Nbn Vision                     | 02/28/2019 | 10,620.00    |
| 827099    | PREMERA                        | 02/28/2019 | 401,908.53   |
| 827100    | Pse Of Wa                      | 02/28/2019 | 6,355.92     |
| 827101    | Pse Of Washington              | 02/28/2019 | 48.74        |
| 827102    | Public Employees Retirement    | 02/28/2019 | 984.92       |
| 827103    | School Employees Retirement Sy | 02/28/2019 | 135,356.04   |
| 827104    | Suttell & Hammer Ps            | 02/28/2019 | 362.53       |
| 827105    | Teacher Retirement System-Dc   | 02/28/2019 | 390,107.19   |
| 827106    | Tsa Consulting Group Inc       | 02/28/2019 | 14,485.00    |
| 827107    | Twin Star Credit Union         | 02/28/2019 | 3,615.00     |
| 827108    | Twin Star Credit Union         | 02/28/2019 | 260.00       |
| 827109    | Twin Star Scholarship Acct     | 02/28/2019 | 93.00        |

| Check Nbr | Vendor Name                  | Check Date              | Check Amount |
|-----------|------------------------------|-------------------------|--------------|
| 827110    | Twinstar Pse Local Dues      | 02/28/2019              | 93.00        |
| 827111    | United Way                   | 02/28/2019              | 612.38       |
| 827112    | Us Department Of Education   | 02/28/2019              | 826.62       |
| 827113    | Veba Contributions-Y1286.001 | 02/28/2019              | 11,071.30    |
| 827114    | Wa State School Ret Assn     | 02/28/2019              | 49.00        |
| 827115    | Washington State Treasurer   | 02/28/2019              | 33,452.07    |
| 827116    | Wea Chinook                  | 02/28/2019              | 13.70        |
| 827117    | Wea Payroll Deductions       | 02/28/2019              | 21,887.69    |
| 827118    | Wea Select Plans-Wds         | 02/28/2019              | 21,055.69    |
| 827119    | Wea Select Plans-Willamette  | 02/28/2019              | 4,506.70     |
| 827120    | Wpas                         | 02/28/2019              | 8,630.24     |
| 44        | Computer                     | Check(s) For a Total of | 1,762,576.61 |

The following vouchers, as audited and certified by the Auditing Officer as required by RCW 42.24.080, and those expense reimbursement claims certified as required by RCW 42.24.090, are approved for payment. Those payments have been recorded on this listing which has been made available to the board.

As of March 29, 2019, the board, by a \_\_\_\_\_ vote, approves payments, totaling \$4,251.40. The payments are further identified in this document.

Total by Payment Type for Cash Account, ACCOUNTS PAYABLE: ASB FUND  
Warrant Numbers 827121 through 827123, totaling \$4,251.40

Secretary \_\_\_\_\_ Board Member \_\_\_\_\_  
Board Member \_\_\_\_\_ Board Member \_\_\_\_\_  
Board Member \_\_\_\_\_

| Check Nbr | Vendor Name            | Check Date              | Check Amount |
|-----------|------------------------|-------------------------|--------------|
| 827121    | Houk, Molly K          | 02/22/2019              | 305.00       |
| 827122    | NATURE'S VISION        | 02/22/2019              | 3,641.40     |
| 827123    | Turner, Kasi Christine | 02/22/2019              | 305.00       |
| 3         | Computer               | Check(s) For a Total of | 4,251.40     |

The following vouchers, as audited and certified by the Auditing Officer as required by RCW 42.24.080, and those expense reimbursement claims certified as required by RCW 42.24.090, are approved for payment. Those payments have been recorded on this listing which has been made available to the board.

As of March 29, 2019, the board, by a \_\_\_\_\_ vote, approves payments, totaling \$38,089.50. The payments are further identified in this document.

Total by Payment Type for Cash Account, ACCOUNTS PAYABLE: GENERAL & ASB FUNDS  
Warrant Numbers 827124 through 827125, totaling \$38,089.50

Secretary \_\_\_\_\_ Board Member \_\_\_\_\_  
Board Member \_\_\_\_\_ Board Member \_\_\_\_\_  
Board Member \_\_\_\_\_

| Check Nbr | Vendor Name         | Check Date              | Check Amount |
|-----------|---------------------|-------------------------|--------------|
| 827124    | Anchor Savings Bank | 03/12/2019              | 30,189.98 GF |
| 827125    | Anchor Savings Bank | 03/12/2019              | 7,899.52 ASB |
| 2         | Computer            | Check(s) For a Total of | 38,089.50    |

The following vouchers, as audited and certified by the Auditing Officer as required by RCW 42.24.080, and those expense reimbursement claims certified as required by RCW 42.24.090, are approved for payment. Those payments have been recorded on this listing which has been made available to the board.

As of March 29, 2019, the board, by a \_\_\_\_\_ vote, approves payments, totaling \$4,000.00. The payments are further identified in this document.

Total by Payment Type for Cash Account, ACCOUNTS PAYABLE: CAPITAL PROJECTS  
Warrant Numbers 827126 through 827126, totaling \$4,000.00

Secretary \_\_\_\_\_ Board Member \_\_\_\_\_  
Board Member \_\_\_\_\_ Board Member \_\_\_\_\_  
Board Member \_\_\_\_\_

| Check Nbr | Vendor Name            | Check Date              | Check Amount |
|-----------|------------------------|-------------------------|--------------|
| 827126    | Wedderman Architecture | 03/19/2019              | 4,000.00     |
| 1         | Computer               | Check(s) For a Total of | 4,000.00     |

The following vouchers, as audited and certified by the Auditing Officer as required by RCW 42.24.080, and those expense reimbursement claims certified as required by RCW 42.24.090, are approved for payment. Those payments have been recorded on this listing which has been made available to the board.

As of March 29, 2009, the board, by a \_\_\_\_\_ vote, approves payments, totaling \$380.00. The payments are further identified in this document.

Total by Payment Type for Cash Account, ACCOUNTS PAYABLE:PRIVATE PURPOSE TRUST Warrant Numbers 827127 through 827127, totaling \$380.00

Secretary \_\_\_\_\_ Board Member \_\_\_\_\_

Board Member \_\_\_\_\_ Board Member \_\_\_\_\_

Board Member \_\_\_\_\_

| Check Nbr | Vendor Name                | Check Date              | Check Amount |
|-----------|----------------------------|-------------------------|--------------|
| 827127    | Aberdeen High School (asb) | 03/19/2019              | 380.00       |
| 1         | Computer                   | Check(s) For a Total of | 380.00       |

# Finance Report

A/P Month of February

ASB Totals \$ 13,526.12

Approved:

Camryn Cook 3-20-14  
ASB President Date

Enrique Ontiveros 3/20/14  
ASB Treasurer Date

Kim Edwards 3/19/14  
ASB Comptroller Date

The following vouchers, as audited and certified by the Auditing Officer as required by RCW 42.24.080, and those expense reimbursement claims certified as required by RCW 42.24.090, are approved for payment. Those payments have been recorded on this listing which has been made available to the board.

As of March 29, 2019, the board, by a \_\_\_\_\_ vote, approves payments, totaling \$8,949.56. The payments are further identified in this document.

Total by Payment Type for Cash Account, ACCOUNTS PAYABLE: ASB FUND  
Warrant Numbers 827128 through 827146, totaling \$8,949.56

Secretary \_\_\_\_\_ Board Member \_\_\_\_\_  
Board Member \_\_\_\_\_ Board Member \_\_\_\_\_  
Board Member \_\_\_\_\_

| Check Nbr | Vendor Name                    | Check Date              | Check Amount |
|-----------|--------------------------------|-------------------------|--------------|
| 827128    | Aberdeen School District #5    | 03/19/2019              | 404.27       |
| 827129    | Aberdeen School District #5    | 03/19/2019              | 8.00         |
| 827130    | Aberdeen School District #5    | 03/19/2019              | 2.88         |
| 827131    | Ahs Asb Imprest Fund           | 03/19/2019              | 1,000.00     |
| 827132    | Cbc Jaz Unlimited              | 03/19/2019              | 300.00       |
| 827133    | D4 Sports Llc                  | 03/19/2019              | 141.44       |
| 827134    | Food Services Of America       | 03/19/2019              | 710.79       |
| 827135    | Grays Harbor Officials Associa | 03/19/2019              | 2,112.00     |
| 827136    | Harbor Awards & Engraving      | 03/19/2019              | 1,177.64     |
| 827137    | Harbor Pacific Bottling Co     | 03/19/2019              | 125.66       |
| 827138    | Skills Usa                     | 03/19/2019              | 80.00        |
| 827139    | Sound Fundraising              | 03/19/2019              | 569.40       |
| 827140    | South Sound Umpires Associatio | 03/19/2019              | 140.50       |
| 827141    | Stewart, Gayla Dianne          | 03/19/2019              | 10.78        |
| 827142    | SWWMEA ATTN: CLARANCE KNUTSO   | 03/19/2019              | 300.00       |
| 827143    | The Pasta Shoppe               | 03/19/2019              | 474.00       |
| 827144    | Washington Ffa Assoc           | 03/19/2019              | 17.00        |
| 827145    | Weatherwax Asb Fund            | 03/19/2019              | 975.20       |
| 827146    | Wheelan, Christopher           | 03/19/2019              | 400.00       |
| 19        | Computer                       | Check(s) For a Total of | 8,949.56     |



The following vouchers, as audited and certified by the Auditing Officer as required by RCW 42.24.080, and those expense reimbursement claims certified as required by RCW 42.24.090, are approved for payment. Those payments have been recorded on this listing which has been made available to the board.

As of March 29, 2019, the board, by a \_\_\_\_\_ vote, approves payments, totaling \$694,459.11. The payments are further identified in this document.

Total by Payment Type for Cash Account, ACCOUNTS PAYABLE: GENERAL FUND  
Warrant Numbers 827147 through 827266, totaling \$694,459.11

Secretary \_\_\_\_\_ Board Member \_\_\_\_\_  
Board Member \_\_\_\_\_ Board Member \_\_\_\_\_  
Board Member \_\_\_\_\_

| Check Nbr | Vendor Name                    | Check Date | Check Amount |
|-----------|--------------------------------|------------|--------------|
| 827147    | Aberdeen School Dist-Cte Impre | 03/21/2019 | 297.50       |
| 827148    | Aberdeen Office Equipment Inc  | 03/21/2019 | 6,287.29     |
| 827149    | Aberdeen Sanitation            | 03/21/2019 | 7,129.50     |
| 827150    | Aberdeen Sd #5 Revolving Fund  | 03/21/2019 | 740.00       |
| 827151    | Aberdeen School District-Cash  | 03/21/2019 | 3,931.49     |
| 827152    | Airgas Usa, Llc                | 03/21/2019 | 77.62        |
| 827153    | Amazon Capital Services        | 03/21/2019 | 2,259.00     |
| 827154    | Anchor Savings Bank            | 03/21/2019 | 9,046.54     |
| 827155    | Antich Supply                  | 03/21/2019 | 320.14       |
| 827156    | Aramark Uniform Services       | 03/21/2019 | 70.84        |
| 827157    | Ats Automation, Inc            | 03/21/2019 | 6,468.76     |
| 827158    | Auto-Chlor                     | 03/21/2019 | 228.75       |
| 827159    | B & H Photo Video              | 03/21/2019 | 2,928.04     |
| 827160    | Batdorf & Bronson              | 03/21/2019 | 269.39       |
| 827161    | Bhc Fairfax Hospital, Inc      | 03/21/2019 | 11,087.00    |
| 827162    | Bickar, Denny                  | 03/21/2019 | 600.00       |
| 827163    | Builders Hardware & Supply     | 03/21/2019 | 111.44       |
| 827164    | Cascade Recreation Inc         | 03/21/2019 | 18,453.49    |
| 827165    | Cascade Natural Gas            | 03/21/2019 | 41,887.08    |
| 827166    | Caskey Industrial Supply Co In | 03/21/2019 | 42.61        |
| 827167    | Consolidated Electrical Distri | 03/21/2019 | 13.30        |
| 827168    | Centurylink (business Serv)    | 03/21/2019 | 115.52       |
| 827169    | Centurylink                    | 03/21/2019 | 2,247.62     |
| 827170    | Chinook Music Educators Associ | 03/21/2019 | 185.00       |
| 827171    | Cintas Corporation             | 03/21/2019 | 9,133.80     |
| 827172    | City Of Aberdeen               | 03/21/2019 | 5,845.90     |
| 827173    | Clay Art Center                | 03/21/2019 | 1,427.58     |
| 827174    | CMG CIT Acquisition LLC        | 03/21/2019 | 9,480.00     |
| 827175    | Coast To Coast Computer Produc | 03/21/2019 | 1,001.06     |
| 827176    | College Entrance Exam Board    | 03/21/2019 | 1,056.00     |
| 827177    | Comcast                        | 03/21/2019 | 289.88       |
| 827178    | Cosmopolis School District     | 03/21/2019 | 4,435.01     |
| 827179    | Coyle, Matt                    | 03/21/2019 | 275.00       |

| Check Nbr | Vendor Name                     | Check Date | Check Amount |
|-----------|---------------------------------|------------|--------------|
| 827180    | Cts Language Link               | 03/21/2019 | 187.74       |
| 827181    | Dairy Fresh Farms               | 03/21/2019 | 14,423.33    |
| 827182    | Dawnsignpress                   | 03/21/2019 | 444.72       |
| 827183    | Day Wireless Systems (pay To)   | 03/21/2019 | 196.07       |
| 827184    | Degenkolb Engineers             | 03/21/2019 | 6,495.00     |
| 827185    | Dell Usa Lp                     | 03/21/2019 | 53,911.84    |
| 827186    | Domino's Pizza                  | 03/21/2019 | 2,034.63     |
| 827187    | Dunsire Printers                | 03/21/2019 | 40.85        |
| 827188    | Ednetics Inc                    | 03/21/2019 | 238.28       |
| 827189    | Edu Healthcare                  | 03/21/2019 | 10,984.80    |
| 827190    | Ellingsen, Mary Nell            | 03/21/2019 | 6,375.00     |
| 827191    | ESD 113                         | 03/21/2019 | 74,252.73    |
| 827192    | Espresso Products Direct (epd   | 03/21/2019 | 790.44       |
| 827193    | Farmer Bros Co                  | 03/21/2019 | 161.97       |
| 827194    | Fastenal Company                | 03/21/2019 | 15.23        |
| 827195    | Ferrellgas                      | 03/21/2019 | 3,883.73     |
| 827196    | Follett Software Company (pay)  | 03/21/2019 | 5,679.38     |
| 827197    | Food Services Of America        | 03/21/2019 | 79,303.44    |
| 827198    | Franz Family Bakeries           | 03/21/2019 | 2,837.28     |
| 827199    | Glynlyon Inc                    | 03/21/2019 | 1,250.00     |
| 827200    | Govconnection Inc               | 03/21/2019 | 1,196.79     |
| 827201    | Grays Harbor Transportation     | 03/21/2019 | 536.00       |
| 827202    | Grays Harbor Public Health      | 03/21/2019 | 40.00        |
| 827203    | Grays Harbor Equipment          | 03/21/2019 | 7.32         |
| 827204    | Grays Harbor College - Cashier  | 03/21/2019 | 518.34       |
| 827205    | Greater Grays Harbor, Inc       | 03/21/2019 | 125.00       |
| 827206    | Harbor Auto & Truck Parts       | 03/21/2019 | 660.82       |
| 827207    | Harbor Disposal Co Inc          | 03/21/2019 | 1,396.22     |
| 827208    | Harbor Saw And Supply           | 03/21/2019 | 1,289.91     |
| 827209    | Health Care Authority           | 03/21/2019 | 414.29       |
| 827210    | Hermenegildo, Edgar             | 03/21/2019 | 6,558.60     |
| 827211    | Home Depot                      | 03/21/2019 | 127.97       |
| 827212    | Hoquiam School District #28     | 03/21/2019 | 54,396.42    |
| 827213    | Hung Right Doors Llc            | 03/21/2019 | 234.20       |
| 827214    | Jostens Inc                     | 03/21/2019 | 331.64       |
| 827215    | KCDA Purchasing Coop.           | 03/21/2019 | 2,027.04     |
| 827216    | Kelley Imaging Systems Agreeeme | 03/21/2019 | 3,830.00     |
| 827217    | Lemay Mobile Shredding          | 03/21/2019 | 210.30       |
| 827218    | Marshall's Garden & Pet Store   | 03/21/2019 | 23.86        |
| 827219    | Masco                           | 03/21/2019 | 10,967.66    |
| 827220    | Mb Industrial Motors, Llc       | 03/21/2019 | 1,072.58     |
| 827221    | Miller Junior High Asb          | 03/21/2019 | 30.00        |
| 827222    | Montesano Internal Medicine     | 03/21/2019 | 180.00       |
| 827223    | MUSIC 6000, INC                 | 03/21/2019 | 277.70       |
| 827224    | NATIONAL HONOR SOCIETY          | 03/21/2019 | 385.00       |
| 827225    | Northstar AV LLC                | 03/21/2019 | 302.33       |
| 827226    | O'Reilly Auto Parts             | 03/21/2019 | 50.87        |
| 827227    | Office Depot                    | 03/21/2019 | 1,045.69     |
| 827228    | Olympic Peninsula Consultants   | 03/21/2019 | 300.00       |
| 827229    | Oregon Museum Of Science & Ind  | 03/21/2019 | 360.00       |

| Check Nbr | Vendor Name                    | Check Date              | Check Amount |
|-----------|--------------------------------|-------------------------|--------------|
| 827230    | OSPI                           | 03/21/2019              | 4,552.96     |
| 827231    | Parris, Trinity A              | 03/21/2019              | 833.33       |
| 827232    | Pioneer Healthcare Services LL | 03/21/2019              | 7,728.00     |
| 827233    | Precision Exams Llc            | 03/21/2019              | 2,178.60     |
| 827234    | Pud #1 Of Grays Harbor Co      | 03/21/2019              | 51,443.53    |
| 827235    | Renaissance Learning Inc       | 03/21/2019              | 51.47        |
| 827236    | Ricoh Usa Inc                  | 03/21/2019              | 545.99       |
| 827237    | School Nurse Supply            | 03/21/2019              | 108.25       |
| 827238    | Sound Publishing, Inc.         | 03/21/2019              | 421.67       |
| 827239    | South Sound Parent To Parent   | 03/21/2019              | 27,328.77    |
| 827240    | St Mary School                 | 03/21/2019              | 700.00       |
| 827241    | Staples Business Advantage     | 03/21/2019              | 439.21       |
| 827242    | State Auditor's Office         | 03/21/2019              | 28,262.49    |
| 827243    | Supplyworks                    | 03/21/2019              | 673.20       |
| 827244    | Swanson's Food                 | 03/21/2019              | 7,102.26     |
| 827245    | TCF Architecture               | 03/21/2019              | 3,377.03     |
| 827246    | Ted Brown Music                | 03/21/2019              | 160.08       |
| 827247    | Thermal Supply Inc             | 03/21/2019              | 119.29       |
| 827248    | Tke Corp                       | 03/21/2019              | 5,192.74     |
| 827249    | Toledo Pe Supply C., Inc.      | 03/21/2019              | 367.69       |
| 827250    | Transact                       | 03/21/2019              | 3,710.00     |
| 827251    | United Laboratories            | 03/21/2019              | 67.83        |
| 827252    | University Of Oregon           | 03/21/2019              | 5,630.00     |
| 827253    | University Of Washington- Gran | 03/21/2019              | 4,702.16     |
| 827254    | Upper Edge Technologies, Llc   | 03/21/2019              | 1,228.00     |
| 827255    | Us Postal Service (cmrs-Fp)    | 03/21/2019              | 1,000.00     |
| 827256    | Valley Cleaners                | 03/21/2019              | 170.00       |
| 827257    | Verizon Wireless               | 03/21/2019              | 2,256.83     |
| 827258    | Wal Mart (pay To)              | 03/21/2019              | 2,101.53     |
| 827259    | Washington State Math Council  | 03/21/2019              | 200.00       |
| 827260    | Washington State Math Council  | 03/21/2019              | 160.00       |
| 827261    | Water Walkers Inc DbA Health-E | 03/21/2019              | 5,119.71     |
| 827262    | Williams, Kristin              | 03/21/2019              | 64.84        |
| 827263    | Wsa Head Start & Eceap Program | 03/21/2019              | 832.00       |
| 827264    | YMCA                           | 03/21/2019              | 6,679.84     |
| 827265    | Zones, Inc                     | 03/21/2019              | 18,784.65    |
| 827266    | Aberdeen Sd #5 Revolving Fund  | 03/21/2019              | 20.00        |
| 120       | Computer                       | Check(s) For a Total of | 694,459.11   |

The following vouchers, as audited and certified by the Auditing Officer as required by RCW 42.24.080, and those expense reimbursement claims certified as required by RCW 42.24.090, are approved for payment. Those payments have been recorded on this listing which has been made available to the board.

As of March 29, 2019, the board, by a \_\_\_\_\_ vote, approves payments, totaling \$1,190.17. The payments are further identified in this document.

Total by Payment Type for Cash Account, ACCOUNTS PAYABLE: COMP TAX  
Warrant Numbers 827311 through 827312, totaling \$1,190.17

Secretary \_\_\_\_\_ Board Member \_\_\_\_\_  
Board Member \_\_\_\_\_ Board Member \_\_\_\_\_  
Board Member \_\_\_\_\_

| Check Nbr | Vendor Name                   | Check Date              | Check Amount |
|-----------|-------------------------------|-------------------------|--------------|
| 827311    | Bank Of The Pacific (use Tax) | 03/22/2019              | 708.34 GF    |
| 827312    | Bank Of The Pacific (use Tax) | 03/22/2019              | 481.83 ASB   |
| 2         | Computer                      | Check(s) For a Total of | 1,190.17     |

**OVERNIGHT & OUT-OF-STATE STUDENT TRIP REQUEST**

Overnight or out-of-state field trips require approval by the Board of Directors. Use the form below as an outline for the information necessary to submit a request for Board approval. Requests must be submitted to the building principal at least three weeks prior to submission to the Board. Following approval by the building principal and/or ASB, forward the request to the superintendent one week prior to the next scheduled Board meeting.

Group/Team FBLA (Future Business Leaders of America)

School AHS

Advisor Cami Revel/Tammy Heth Phone 360.538.2071

Date(s) of Trip April 10 - 13 Destination Bellevue WA

Lodging Location Hyatt Regency/Bellevue Hilton Lodging Phone 855.479.0732/425.455.1300


Objective of Trip Student Leadership Conference and Competitive Events

Number of Students 6 Number of Chaperones 2

Cost per Student \$385 - \$584 Cost per Chaperone \$549

Funding Source and/or Account Code FBLA Account/CTE

Type of Transportation Van/Suburban Bus form required YES  NO

ASB Approval  Date 3/16/19

Principal Approval  Date 2/25/19

Board Approval \_\_\_\_\_ Date \_\_\_\_\_

(Reference School Board Policy – Field Trips and Excursions 2320 and 2320P)

**OVERNIGHT & OUT-OF-STATE STUDENT TRIP REQUEST**

Overnight or out-of-state field trips require approval by the Board of Directors. Use the form below as an outline for the information necessary to submit a request for Board approval. Requests must be submitted to the building principal at least three weeks prior to submission to the Board. Following approval by the building principal and/or ASB, forward the request to the superintendent one week prior to the next scheduled Board meeting.

Group/Team Mathletes

School Aberdeen High School

Advisor Jesse Winter Phone 281-299-7234

Date(s) of Trip 4/12/19 - 4/13/19 Destination CWU

Lodging Location ~~Ellensburg~~ Ellensburg Lodging Phone \_\_\_\_\_

Objective of Trip Math State Competition / Tour  
of Campus

Number of Students 16 Number of Chaperones 2

Cost per Student \_\_\_\_\_ Cost per Chaperone \_\_\_\_\_

Funding Source and/or Account Code \_\_\_\_\_

Type of Transportation Bus Bus form required YES  NO

ASB Approval N/A Date \_\_\_\_\_

Principal Approval [Signature] Date 3/14/19

Board Approval \_\_\_\_\_ Date \_\_\_\_\_

(Reference School Board Policy – Field Trips and Excursions 2320 and 2320P)

**OVERNIGHT & OUT-OF-STATE STUDENT TRIP REQUEST**

Overnight or out-of-state field trips require approval by the Board of Directors. Use the form below as an outline for the information necessary to submit a request for Board approval. Requests must be submitted to the building principal at least three weeks prior to submission to the Board. Following approval by the building principal and/or ASB, forward the request to the superintendent one week prior to the next scheduled Board meeting.

Group/Team AMS Choirs

School AMS

Advisor Alexandra Amarok Phone 509-699-1902

Date(s) of Trip May 2 + 3, 2019 Destination Seattle

Lodging Location unknown at this point Lodging Phone \_\_\_\_\_  
*waiting for approval*

Objective of Trip real life music experience + knowledge @ MoPOP, hear  
professional opera singers live @ Seattle Opera's Carmen, UW campus  
tour with choir exchange + rehearsal in their performance space  
*+ Cornish?*

Number of Students 40 Number of Chaperones 4

Cost per Student unknown at this point Cost per Chaperone unknown at this point  
 costs: bus, lodging, food, MoPOP \$6 per ticket, Opera \$15 per ticket

Funding Source and/or Account Code Choir ASB + Bobcat Music Boosters

Type of Transportation School Bus Bus form required YES  NO

ASB Approval [Signature] Date 3-20-19

Principal Approval [Signature] Date 3/20/19

Board Approval \_\_\_\_\_ Date \_\_\_\_\_

(Reference School Board Policy – Field Trips and Excursions 2320 and 2320P)

Aberdeen School District  
REQUEST FOR APPROVAL FOR INSTRUCTIONAL MATERIAL

All material must be approved by the Instructional Materials Committee (IMC) prior to use.

This form must be typed/word processed and completed in full before submitting.

**1. GENERAL INFORMATION**

Name of Submitter/Committee: Traci Sandstrom  
 Date: March 14, 2019  
 School: Districtwide Grades 3 - 12  
 Department: (secondary only) All Courses

**2. MATERIAL INFORMATION**

Title: Odysseyware  
 Author/Producer: Odysseyware.com  
 Publisher: Odysseyware, Inc.  
 Copyright: Began in 1977, updated yearly  
 Price Per Item: Academy \$250/course, Basic \$575/Concurrent License  
 Number of copies to be purchased: Academy Approx. 110 Courses; Basic Odysseyware 50 Concurrent Licenses  
 ISBN/MHID: Online Licenses

Grade level(s): 3<sup>rd</sup> – 12<sup>th</sup> Grade Course: All Courses

**3. INTENDED USE**

(Check all boxes that apply)

- Basic/Core
- Supplemental
- Pilot
- Teacher Resource

- Large Group
- Small Group
- Individual Instruction
- Enrichment
- Other (Specify) Online School

**4. TYPE OF MATERIAL**

(Check all boxes that apply)

- Text (print or electronic)
- Web Based Curriculum/Resource
- Apps/Computer Software
- Recording/CD
- Video/DVD
- Reviewed by Technology

Lexile Readability Level 3<sup>rd</sup> – 12<sup>th</sup> Grade

**5. SYNOPSIS/SUMMARY (Goals, brief description of content & purpose, online materials & support available)**

Odysseyware is a fully online, Common Core aligned, customizable curriculum of over 300 courses. Students will have two options of completing courses; Academy courses provide an online Washington State Certificated teacher and the curriculum and basic Odysseyware provides only curriculum.

The goal was to find an online curriculum, Common Core aligned, provided fully online and that offers a Washington State Certified teacher for their courses. These courses are needed for students needing to take accelerated courses, need an alternate experience, Grays Harbor Academy, or courses where Aberdeen does not have teachers certified in the area or student's schedule needs to be flexible due to course offering times.

Each building would have access to both versions and would use either the Odysseyware Academy or basic Odysseyware, based on the students' need. A list of Academy and basic Odysseyware courses are attached.

Odysseyware provides training both online and in person, as well as live technical support 7 days a week.

**6. STANDARDS/CRITERIA**

1. Do concepts in the materials remain consistent with the current standards for the curricular area(s) they support?  Yes  No



Aberdeen School District  
REQUEST FOR APPROVAL FOR INSTRUCTIONAL MATERIAL

2. Materials lead to learner accomplishments of the following current standards:  Yes  No

List most appropriate/key standards addressed:

- Common Core Literacy – All Common Core Standards are addressed using these courses when using the entire course, as intended.
- Common Core Math - All Common Core Standards are addressed using these courses when using the entire course, as intended.
- Other – Science courses are aligned with the Next Generation Science Standards, History/Social Sciences are aligned to the Washington Learning Standards, technology courses are aligned to the International Society for Technology in Education which Washington State has aligned with and CTE courses and electives are aligned with the pathways frameworks needed for certification.

3. Content can be adapted to abilities of individual students (i.e. different reading levels, ELL students, students with disabilities)?  Yes  No

Please explain: Based on the needs of the student, curriculum can be modified. However, if credits are being awarded there is a need to have a procedure in place to ensure the integrity of the course stays intact.

Course grade levels can be assigned based on student levels and content can be translated into 23 different languages or read aloud in English for students with disabilities.

**7. MATERIAL EVALUATION**

Provide a brief overview/impression of instructional material (strengths/weaknesses, reasons selected over others, why students will benefit)

Odysseyware rose above others due to curriculum spanning a broader range of grades, being completely online vs. worksheets needed. Odysseyware also allows all district certificated teachers access to curriculum for use in their daily practice.

Odysseyware also provided a credit recovery option for students that is more flexible. Students would take an initial assessment. This assessment then places the student through the modules they did not meet standard in and they go through lessons and units, take a unit assessment to ensure they have learned what is needed in the unit, move into the next unit if successful. As soon as the student successfully completes all lessons and units needed, the student takes a post assessment and then earns a credit.

The actual content reviewed was rigorous and aligned, with an area of strength in math content and a concern with the language presented in an English rubric which was reviewed.

**8. BIAS SCREENING**

The purpose of the following questions is to alert individuals to potential biases by author/publisher. A response of "Poor" does not necessarily eliminate the material from being approved. For example, traditional and classical perspectives will be reviewed as reflecting the period in which they were written.

1. Presents more than one viewpoint of controversial issues.
2. Presents minorities realistically.
3. Includes contributions of minority authors.

|  | Excellent | Good | Fair | Poor | N/A |
|--|-----------|------|------|------|-----|
| 1. Presents more than one viewpoint of controversial issues. | X         |      |      |      |     |
| 2. Presents minorities realistically.                        | X         |      |      |      |     |
| 3. Includes contributions of minority authors.               |           | X    |      |      |     |

Aberdeen School District  
REQUEST FOR APPROVAL FOR INSTRUCTIONAL MATERIAL

- 4. Presents no biases in regards to race, color, national origin, sex, sexual orientation including gender expression or identity, creed, religion, age, veteran or military status, disability and use of a trained dog guide or service animal by a person with a disability (WAC 392-190-055).
- 5. Facilitates the sharing of cultural differences.
- 6. Promotes the positive nature of differences.
- 7. Includes the contributions, inventions, or discoveries of women.
- 8. Includes the contributions, inventions, or discoveries of minorities.
- 9. Presents minorities in a manner that promotes ethnic pride.

|   |  |  |  |  |  |
|---|--|--|--|--|--|
| X |  |  |  |  |  |
| X |  |  |  |  |  |
| X |  |  |  |  |  |
| X |  |  |  |  |  |
| X |  |  |  |  |  |

Aberdeen School District  
REQUEST FOR APPROVAL FOR INSTRUCTIONAL MATERIAL

9. SIGNATURES

Submitted by: Traci Sandstrom Traci Sandstrom  
Print name Signature

Approved by Department Head (secondary only) NA \_\_\_\_\_  
Print name Signature

Approved by Building Administrator Derek Cook Derek Cook  
Print name Signature

10. RECOMMENDATIONS

Recommended by instructional materials committee:  Yes  No

11. FINAL APPROVAL

|                 | DATE    | APPROVED        | RESTRICTED APPROVAL | NOT APPROVED |
|-----------------|---------|-----------------|---------------------|--------------|
| IMC Chairperson | 3/14/19 | Traci Sandstrom |                     |              |
| School Board    |         |                 |                     |              |

| APEX           |                                      | Odysseyware    |                                   |
|----------------|--------------------------------------|----------------|-----------------------------------|
| Virtual School | \$300 per course                     | Virtual School | \$250 per course; if IEP +\$150   |
| License        | Site License                         | License        | Concurrent Licenses               |
| Grades         | 6 - 12                               | Grades         | K - 12                            |
| Current Cost   | \$26500 w/current AB staff           | Current Cost   | \$30,000 w/ Virtual Courses       |
| Other:         | Printing costs                       | Other:         | Curriculum available to all Staff |
|                | Google compatible                    |                | Integrity- Course vetting         |
|                | Not below 6th grade                  |                | Diagnostic - Spark, fill in gaps  |
|                | Integrity- Course vetting            |                | More of a whole package           |
|                | Common Core Aligned - Scoring Guides |                | Places kids where they are        |
|                | Can test out of units                |                | Covers down to K                  |
|                | Have to fill in worksheets           |                | Can print but don't have to print |
|                | Cannot transfer work                 |                | Can transfer account              |

| Grays Harbor Academy Needs:                       | High School Needs:                                    | Junior High Needs:                          |
|---|---|---|
| Online Teacher                                    | Credit Recovery                                       | Low-level learners, content lower than gr 7 |
| Online Curriculum - no worksheets/google platform | Advanced Students - move faster than system lets them | Hi-Cap accelerated learners                 |
| Washington State Certified Teacher & Courses      | Classes that don't fit schedules                      | Home Hospital Students                      |
| Grade 3 - 12 & Advanced Placement Curriculum      | Classes we don't offer at the high school             | Suspension                                  |
| Health Issues                                     | Student-Teacher issues??                              |   |
|   | Health Issues   |   |
|   | Juvenile Detention Transfers                          |   |
|   |   |   |
|   |   |   |

**Courses highlighted represent courses that are staffed by teachers certified in that state.**

Course offerings are subject to change based upon teacher availability. Contact your sales representative if there are courses that do not appear on your state list that you need staffed by a state certified teacher.

### CORE & ELECTIVE COURSES

| English Language Arts            | Credits |
|----------------------------------|---------|
| Language Arts 300                | Year    |
| Language Arts 400                | Year    |
| Language Arts 500                | Year    |
| Language Arts 600 ±              | Year    |
| Language Arts 600 Fundamentals ± | Year    |
| Language Arts 700 ±              | Year    |
| Language Arts 700 Fundamentals ± | Year    |
| Language Arts 800 ±              | Year    |
| Language Arts 800 Fundamentals ± | Year    |
| English I ±**                    | Year    |
| English I Fundamentals ±         | Year    |
| English II ±**                   | Year    |
| English II Fundamentals ±        | Year    |
| English III ±**                  | Year    |
| English III Fundamentals ±       | Year    |
| English IV ±**                   | Year    |
| English IV Fundamentals ±        | Year    |
| Spelling 300                     | Year    |
| Spelling 400                     | Year    |
| Spelling 500                     | Year    |
| Spelling 600                     | Year    |

| Science                              | Credits |
|--------------------------------------|---------|
| Science 300                          | Year    |
| Science 400                          | Year    |
| Science 500                          | Year    |
| Science 600 ±                        | Year    |
| Science 700 ±                        | Year    |
| Science 800 ±                        | Year    |
| Biology**                            | Year    |
| Chemistry**                          | Year    |
| Earth Science ±**                    | Year    |
| Environmental Science ±**            | Year    |
| Integrated Physics and Chemistry ±** | Year    |
| Physics ±**                          | Year    |

| Mathematics                  | Credits  |
|------------------------------|----------|
| Mathematics 300              | Year     |
| Mathematics 400              | Year     |
| Mathematics 500              | Year     |
| Mathematics 600              | Year     |
| Mathematics 600 Fundamentals | Year     |
| Mathematics 700              | Year     |
| Mathematics 700 Fundamentals | Year     |
| Mathematics 800              | Year     |
| Mathematics 800 Fundamentals | Year     |
| Algebra I**                  | Year     |
| Algebra I Fundamentals       | Year     |
| Algebra II**                 | Year     |
| Algebra II Fundamentals      | Year     |
| Consumer Math (Math Models)  | Year     |
| Geometry**                   | Year     |
| Geometry Fundamentals        | Year     |
| Coordinate Algebra           | Year     |
| (CCSS Integrated Math I)     | Year     |
| Analytic Geometry            | Year     |
| (CCSS Integrated Math II)    | Year     |
| Advanced Algebra             | Year     |
| (CCSS Integrated Math III)   | Year     |
| Pre-Calculus**               | Year     |
| Probability and Statistics   | Year     |
| Trigonometry**               | Semester |

| History                                  | Credits  |
|--|----------|
| History and Geography 300                | Year     |
| History and Geography 400                | Year     |
| History and Geography 500                | Year     |
| History and Geography 600 ±              | Year     |
| World Civilizations ±                    | Year     |
| History and Geography 800 ±              | Year     |
| Civics                                   | Semester |
| Civil War ±                              | Semester |
| Economics ±**                            | Semester |
| Government ±**                           | Semester |
| Psychology ±**                           | Semester |
| Twentieth Century American History ±**   | Semester |
| US History Foundations to Present ±**    | Year     |
| US History Reconstruction to Present ±** | Year     |
| Vietnam Era ±                            | Semester |
| World Geography ±**                      | Year     |
| World History ±**                        | Year     |

| Agriculture, Food & Natural Resources                  | Credits  |
|--|----------|
| Animal Systems   | Semester |
| Environmental Service Systems                          | Semester |
| Introduction to Agriculture Food and Natural Resources | Semester |
| Natural Resource Systems                               | Semester |
| Plant Systems  | Semester |
| Power Structural and Technical Systems                 | Semester |

| Business                              | Credits  |
|---------------------------------------|----------|
| Business Computer Information Systems | Year     |
| Technology and Research               | Semester |
| Essentials of Business                | Semester |
| Essentials of Communication           | Semester |
| Personal Financial Literacy           | Semester |

| Fine Arts          | Credits  |
|--------------------|----------|
| Art History ±      | Year     |
| Digital Arts       | Semester |
| Media Studies      | Semester |
| Music Appreciation | Semester |
| Music Theory       | Semester |

| Health                     | Credits  |
|----------------------------|----------|
| Health Quest               | Semester |
| Health Education           | Semester |
| Personal and Family Living | Semester |
| Physical Education         | Semester |
| Physical Fitness           | Semester |

| World Languages High School | Credits |
|-----------------------------|---------|
| French I ±**                | Year    |
| French II ±**               | Year    |
| French III                  | Year    |
| German I                    | Year    |
| German II                   | Year    |
| Spanish I ±**               | Year    |
| Spanish II ±**              | Year    |
| Spanish III**               | Year    |

| World Languages Middle School | Credits |
|-------------------------------|---------|
| Middle School Level 1 French  | Year    |
| Middle School Level 2 French  | Year    |
| Middle School Level 1 German  | Year    |
| Middle School Level 2 German  | Year    |
| Middle School Level 1 Spanish | Year    |
| Middle School Level 2 Spanish | Year    |

| World Languages Elementary School | Credits |
|-----------------------------------|---------|
| Elementary School Level 1 French  | Year    |
| Elementary School Level 2 French  | Year    |
| Elementary School Level 1 German  | Year    |
| Elementary School Level 2 German  | Year    |
| Elementary School Level 1 Spanish | Year    |

### Elementary School Level 2 Spanish ASSESSMENT & AP COURSES

| Assessments & Diagnostics           | Credits |
|-------------------------------------|---------|
| ACT® Test Prep                      | Year    |
| GED® Test Prep                      | Year    |
| HISET® Test Prep                    | Year    |
| TASC™ Test Prep                     | Year    |
| Essentials of Language Arts ±       | Year    |
| Essentials of Mathematics           | Year    |
| SPARK English Language Arts Grade K | Year    |
| SPARK English Language Arts Grade 1 | Year    |
| SPARK English Language Arts Grade 2 | Year    |
| SPARK English Language Arts Grade 3 | Year    |
| SPARK English Language Arts Grade 4 | Year    |
| SPARK English Language Arts Grade 5 | Year    |
| SPARK English Language Arts Grade 6 | Year    |
| SPARK English Language Arts Grade 7 | Year    |
| SPARK English Language Arts Grade 8 | Year    |
| SPARK Mathematics Grade K           | Year    |
| SPARK Mathematics Grade 1           | Year    |
| SPARK Mathematics Grade 2           | Year    |
| SPARK Mathematics Grade 3           | Year    |
| SPARK Mathematics Grade 4           | Year    |
| SPARK Mathematics Grade 5           | Year    |
| SPARK Mathematics Grade 6           | Year    |
| SPARK Mathematics Grade 7           | Year    |
| SPARK Mathematics Grade 8           | Year    |

| Advanced Placement                    | Credits |
|---------------------------------------|---------|
| Calculus**                            | Year    |
| Comparative Government and Politics** | Year    |
| English Language and Composition**    | Year    |
| French (AP)                           | Year    |
| Human Geography**                     | Year    |
| Macroeconomics**                      | Year    |
| Spanish (AP)                          | Year    |
| US Government and Politics**          | Year    |

| WASHINGTON ONLY                   | Credits |
|-----------------------------------|---------|
| English Language Arts 3-5 WA only | Year    |
| Language Arts 5 (1033N)           | Year    |

| English Language Arts 6-8 WA only | Credits |
|-----------------------------------|---------|
| Language Arts 6 (1034N)           | Year    |

| Math 3-5 WA only         | Credits |
|--------------------------|---------|
| Mathematics 5 (2035N) WA | Year    |

| Math 6-8 WA only         | Credits |
|--------------------------|---------|
| Mathematics 6 (2036N) WA | Year    |
| Mathematics 7 (2037N) WA | Year    |
| Mathematics 8 (2038N) WA | Year    |

| Math 9-12 WA only        | Credits |
|--------------------------|---------|
| Algebra I (02052) WA **  | Year    |
| Algebra II (02056) WA ** | Year    |
| Geometry (02072) WA **   | Year    |
| Pre-Calculus (02110) WA  | Year    |

| Science 6-8 WA only | Credits |
|---------------------|---------|
| Science 7 (3237N)   | Year    |
| Science 8 (3238N)   | Year    |

| Science 9-12 WA only     | Credits |
|--------------------------|---------|
| Biology (03051) **       | Year    |
| Chemistry (03101) **     | Year    |
| Earth Science (03001) ** | Year    |
| Physics (03151)          | Year    |

| Social Studies 6-8 WA only | Credits |
|----------------------------|---------|
| Social Studies 7 (4437N)   | Year    |
| Social Studies 8 (4438N)   | Year    |

| Social Studies 9-12 WA only             | Credits |
|---|---------|
| World History and Geography (04052)     | Year    |
| U.S. History – Comprehensive (04101)    | Year    |
| U.S. Government – Comprehensive (04151) | Year    |
| Economics (04201)                       | Year    |

### CAREER & TECHNICAL EDUCATION COURSES

| Middle School & High School  | Credits  |
|------------------------------|----------|
| Career Explorations I        | Semester |
| Career Explorations II       | Semester |
| Career Explorations III      | Semester |
| Principles of Coding         | Semester |
| Keyboarding and Applications | Semester |

| Architecture & Construction                              | Credits  |
|--|----------|
| Construction Careers                                     | Semester |
| Introduction to Careers in Architecture and Construction | Semester |

| Arts, A/V Technology & Communications                              | Credits  |
|--|----------|
| Introduction to Careers in Arts, A/V Technology and Communications | Semester |
| A/V Technology and Film Careers                                    | Semester |

| Business Management & Administration | Credits  |
|--------------------------------------|----------|
| Business Law                         | Semester |
| Career Management                    | r        |
| Office 2010 Applications I           | Semester |
| Office 2010 Applications II          | r        |
| Office 2013 Applications I           | Semester |
| Office 2013 Applications II          | r        |
| Principles of Business and Finance   | Semester |
| Small Business Entrepreneurship      | r        |
| Technology and Business              | Semester |
|                                      | r        |
|                                      | Semester |
|                                      | r        |
|                                      | Semester |
|                                      | r        |
|                                      | Semester |
|                                      | r        |

| Education & Training                              | Credits  |
|---|----------|
| Introduction to Careers in Education and Training | Semester |
| Teaching and Training Careers                     | r        |
|   | Semester |
|   | r        |

| Finance                            | Credits  |
|------------------------------------|----------|
| Bank Services Careers              | Semester |
| Introduction to Careers in Finance | r        |
|                                    | Semester |
|                                    | r        |

| Health Science  | Credits  |
|---|----------|
| Careers in Allied Health  | Semester |
| Forensics: Using Science to Solve a Mystery                         | r        |
| Introduction to Careers in Health Sciences                          | Semester |
| Nursing: Unlimited Possibilities and Unlimited Potential            | r        |
| Physicians, Pharmacists, Dentists, Veterinarians, and Other Doctors | Semester |
| Scientific Discovery and Development                                | r        |
| Therapeutics: The Art of Restoring and Maintaining Wellness         | Semester |
| Public Health: Discovering the Big Picture                          | r        |

|                |          |
|----------------|----------|
| In Health Care | Semester |
|                | r        |
|                | Semester |
|                | r        |

|  |          |
|--|----------|
|  | Semester |
|  | r        |

| Hospitality & Tourism                                      | Credits  |
|--|----------|
| Food & Beverage Management                                 | Semester |
| Food Safety and Sanitation                                 | r        |
| Introduction to Hospitality and Tourism Systems            | Semester |
| Lodging Operations Management                              | r        |
| Marketing and Sales for Tourism and Hospitality            | Semester |
| Planning Meetings and Special Events                       | r        |
| Sustainable Service Management for Hospitality and Tourism | Semester |
| Transportation and Tours for the Traveler                  | r        |
|  | Semester |
|  | r        |

| Human Services                               | Credits  |
|--|----------|
| Introduction to Human Services               | Semester |
| Counseling and Mental Health Services        | r        |
| Early Childhood Development and Services     | Semester |
| Family and Community Services                | r        |
| Introduction to Consumer Services            | Semester |
| Introduction to Human Growth and Development | r        |
| Personal Care Services                       | Semester |
|  | r        |
|  | Semester |
|  | r        |
|  | Semester |
|  | r        |

| Information Technology                                      | Credits  |
|---|----------|
| Introduction to Information Technology                      | Semester |
| Fundamentals of Computer Systems                            | r        |
| Fundamentals of Digital Media                               | Semester |
| Fundamentals of Programming and Software Development        | r        |
| Introduction to Information Technology Support and Services | Semester |
| Introduction to Network Systems                             | r        |
| Network System Design                                       | Semester |
| New Application: Web Development in the 21st Century        | Semester |
| Software Development Tools                                  | r        |

| Law, Public Safety, Corrections & Security                    | Credits  |
|---|----------|
| Corrections: Policies and Procedures                          | Semester |
| Introduction to Law, Public Safety, Corrections, and Security | r        |
| Fire and Emergency Services                                   | Semester |
| Law Enforcement Field Services                                | r        |
| Legal Services  | Semester |
| Security and Protective Services                              | r        |
|   | Semester |
|   | r        |

|  |          |
|--|----------|
|  | Semester |
|  | r        |

| Manufacturing                            | Credits  |
|--|----------|
| Introduction to Careers in Manufacturing | Semester |
| Careers in Manufacturing Processes       | r        |

| Marketing                            | Credits  |
|--------------------------------------|----------|
| Introduction to Careers in Marketing | Semester |
| Careers in Market Research           | r        |
|                                      | Semester |
|                                      | r        |

| Science, Technology, Engineering & Mathematics (STEM) | Credits  |
|---|----------|
| Introduction to STEM                                  | Semester |
| Engineering and Design                                | r        |
| Engineering and Innovation                            | Semester |
| Engineering and Product Development                   | r        |
| Principles of Technology and Engineering              | Semester |
| Science and Mathematics in the Real World             | r        |
| Scientific Research                                   | Semester |
| STEM and Problem Solving                              | r        |
|   | Semester |
|   | r        |

| Transportation, Distribution & Logistics              | Credits  |
|---|----------|
| Careers in Logistics Planning and Management Services | Semester |
|   | r        |

| ADDITIONAL ELECTIVE COURSES             | Credits  |
|---|----------|
| Carone Content Health Science           | Semester |
| Advanced PE I                           | r        |
| Advanced PE II                          | Semester |
| Anatomy                                 | r        |
| Elementary Health 3                     | Year     |
| Elementary Health 4                     | Year     |
| Elementary Health 5                     | Year     |
| Health Careers                          | Semester |
| Intro to Coaching                       | r        |
| Intro to Individual Sports (Grades 6-8) | Semester |
| Nutrition                               | r        |
| Personal Training Career Prep           | Semester |
| Personal Training Concepts              | r        |
| Physiology                              | Semester |

| KEY   | SYMBOL     |
|---|------------|
| NCAA-Approved Courses                             | **         |
| (only available through direct enroll in OWA)     |            |
| Courses that have a Reduced or No Projects Option | ±          |
| Last Update                                       | 11/14/2018 |

*Courses on the Odysseyware Academy List represent courses available beyond those taught by a school's state. These courses are taught by teachers certified in various states.*

*Course offerings are subject to change based upon teacher availability.*

# CORE COURSES & ELECTIVES

Courses in **BOLD** indicate full-year courses.

- Odysseyware Full Course Library License includes all items listed plus additional content resources and other LMS features
- Easy-to-use course customization and teacher authoring tools
- Credit recovery, remediation & acceleration solutions
- Single platform supports multiple uses: intervention, credit recovery, online learning, blended learning, and more!
- Videos and interactive activities
- Dashboard progress monitoring and extensive reporting options
- Individualized Learning Path option with NWEA™ MAP® Growth™ assessment scores
- Search by State Standards, CCSS, and other search options

## ENGLISH LANGUAGE ARTS

|                                |      |
|--------------------------------|------|
| Language Arts 300              | 3    |
| Language Arts 400              | 4    |
| Language Arts 5 (1033N)        | 5    |
| Language Arts 6 (1034N)        | 6    |
| Language Arts 700 Fundamentals | 7    |
| Language Arts 7 (1035N)        | 7    |
| Language Arts 800 Fundamentals | 8    |
| Language Arts 8 (1036N)        | 8    |
| English I (01001)              | 9-12 |
| English I Fundamentals         | 9-12 |
| English II (01002)             | 9-12 |
| English II Fundamentals        | 9-12 |
| English III (01003)            | 9-12 |
| English III Fundamentals       | 9-12 |
| English IV (01004)             | 9-12 |
| English IV Fundamentals        | 9-12 |
| Spelling 300                   | 3    |
| Spelling 400                   | 4    |
| Spelling 500                   | 5    |
| Spelling 600                   | 6    |

## MATHEMATICS

|   |      |
|---|------|
| Mathematics 300                                       | 3    |
| Mathematics 400                                       | 4    |
| Mathematics 5 (2035N)                                 | 5    |
| Mathematics 6 (2036N)                                 | 6    |
| Mathematics 700 Fundamentals                          | 7    |
| Mathematics 7 (2037N)                                 | 7    |
| Mathematics 700 EOC Test                              | 7    |
| Mathematics 800 Fundamentals                          | 8    |
| Mathematics 8 (2038N)                                 | 8    |
| Mathematics 800 EOC Test                              | 8    |
| <i>Traditional Pathway:</i>                           |      |
| Algebra I Fundamentals                                | 9-12 |
| Algebra I (02052)                                     | 9-12 |
| Algebra I EOC Test                                    | 9-12 |
| Geometry Fundamentals                                 | 9-12 |
| Geometry (02072)                                      | 9-12 |
| Geometry EOC Test                                     | 9-12 |
| Algebra II Fundamentals                               | 9-12 |
| Algebra II (02056)                                    | 9-12 |
| Algebra II EOC Test                                   | 9-12 |
| Pre-calculus (02110)                                  | 9-12 |
| Probability & Statistics A                            | 9-12 |
| Probability & Statistics B (Available Late Fall 2018) | 9-12 |
| <i>Integrated Pathway:</i>                            |      |
| Coordinate Algebra                                    | 9-12 |
| Analytic Algebra                                      | 9-12 |
| Advanced Algebra                                      | 9-12 |
| <i>Electives:</i>                                     |      |
| Consumer Math   | 9-12 |
| Trigonometry  | 9-12 |

## SCIENCE

|                                  |      |
|----------------------------------|------|
| Science 300                      | 3    |
| Science 400                      | 4    |
| Science 500                      | 5    |
| Science 600                      | 6    |
| Science 7 (3237N)                | 7    |
| Science 8 (3238N)                | 8    |
| Earth Science (03001)            | 8-9  |
| Biology (03051)                  | 9-12 |
| Chemistry (03101)                | 9-12 |
| Physics (03151)                  | 9-12 |
| Environmental Science            | 9-12 |
| Integrated Physics and Chemistry | 9-12 |

## HISTORY/SOCIAL SCIENCES

|   |      |
|---|------|
| History and Geography 300               | 3    |
| History and Geography 400               | 4    |
| History and Geography 500               | 5    |
| History and Geography 600               | 6    |
| Social Studies 7 (4437N)                | 7    |
| Social Studies 8 (4438N)                | 8    |
| Civics                                  | 7-8  |
| World History and Geography (04052)     | 9-12 |
| U.S. History - Comprehensive (04101)    | 9-12 |
| U.S. Government - Comprehensive (04151) | 9-12 |
| Economics (04201)                       | 9-12 |
| <i>Electives:</i>                       |      |
| Civil War                               | 9-12 |
| Personal Financial Literacy             | 9-12 |
| Psychology                              | 9-12 |
| Twentieth Century American History      | 9-12 |
| Vietnam Era                             | 9-12 |

## WORLD LANGUAGES

|             |      |
|-------------|------|
| French I    | 9-12 |
| French II   | 9-12 |
| Spanish I   | 9-12 |
| Spanish II  | 9-12 |
| Spanish III | 9-12 |

## ADVANCED PLACEMENT® (USE WITH AP® COURSES)

|                                     |      |
|-------------------------------------|------|
| Calculus                            | 9-12 |
| Comparative Government and Politics | 9-12 |
| English Language and Composition    | 9-12 |
| Human Geography                     | 9-12 |
| Macroeconomics                      | 9-12 |
| U.S. Government and Politics        | 9-12 |
| U.S. History                        | 9-12 |

## BUSINESS

|                                       |      |
|---------------------------------------|------|
| Business Computer Information Systems | 9-12 |
| Essentials of Business                | 9-12 |
| Essentials of Communication (Speech)  | 9-12 |
| Technology and Research               | 9-12 |

## HEALTH

|                            |      |
|----------------------------|------|
| Health Quest               | 7-8  |
| Health Education           | 9-12 |
| Personal and Family Living | 9-12 |
| Physical Education         | 9-12 |
| Physical Fitness           | 9-12 |

## FINE ARTS

|                    |      |
|--------------------|------|
| Art History        | 9-12 |
| Digital Arts       | 9-12 |
| Media Studies      | 9-12 |
| Music Appreciation | 9-12 |
| Music Theory       | 9-12 |

## ASSESSMENTS, DIAGNOSTICS AND TEST-PREP RESOURCES

|   |      |
|---|------|
| SPARK Assessment and Remediation Tool for English Language Arts and Mathematics | K-8  |
| Core Placement Tests for History, Language Arts, Mathematics, and Science       | 3-12 |
| ACT® Test Prep  | 9-12 |
| GED® Test Prep  | 9-12 |
| HiSET® Test Prep  | 9-12 |
| TASC Test Assessing Secondary Completion™ Prep                                  | 9-12 |
| Essentials of Mathematics   | 9-12 |
| Essentials of Language Arts   | 9-12 |
| Skills and Diagnostic Tests for English Grammar and Mathematics                 | 9-12 |

## BLENDED LEARNING LIBRARY

|                             |      |
|-----------------------------|------|
| Mathematics 700 Resources   | 7+   |
| Mathematics 800 Resources   | 8+   |
| Algebra I Resources         | 9-12 |
| Algebra II Resources        | 9-12 |
| Geometry Resources          | 9-12 |
| Language Arts 600 Resources | 6+   |
| Language Arts 700 Resources | 7+   |
| Language Arts 800 Resources | 8+   |
| English I Resources         | 9-12 |
| English II Resources        | 9-12 |
| English III Resources       | 9-12 |
| English IV Resources        | 9-12 |

# CAREER & TECHNICAL EDUCATION COURSES

As more schools expand CTE programs, Odysseyware provides a wide array of courses to support all 16 career clusters. Our rigorous, media-rich 80+ CTE courses prepare students for the workforce and post-secondary education.

## MIDDLE SCHOOL

Career Explorations I  
 Career Explorations II  
 Career Explorations III  
 Keyboarding and Applications  
 Principles of Coding

## AGRICULTURE, FOOD & NATURAL RESOURCES

Introduction to Agriculture, Food, and Natural Resources  
 Agribusiness Systems  
 Animal Systems  
 Environmental Service Systems  
 Food Products and Processing Systems  
 Natural Resources Systems  
 Plant Systems  
 Power, Structural, and Technical Systems

## BUSINESS MANAGEMENT & ADMINISTRATION

Business Law  
 Career Management  
 Office 2010 Applications 1 Microsoft Word®, PowerPoint®, and Publisher®  
 Office 2010 Applications 2 Microsoft Excel® and Access®  
 Office 2013 Applications 1 Microsoft Word®, PowerPoint®, and Publisher®  
 Office 2013 Applications 2 Microsoft Excel® and Access®  
 Principles of Business and Finance  
 Small Business Entrepreneurship  
 Technology and Business

## HEALTH SCIENCE

Introduction to Careers in the Health Sciences  
 Careers in Allied Health  
 Forensics: Using Science to Solve a Mystery  
 Nursing: Unlimited Possibilities and Unlimited Potential  
 Physicians, Pharmacists, Dentists, Veterinarians, and Other Doctors  
 Public Health: Discovering the Big Picture in Health Care  
 Scientific Discovery and Development  
 Therapeutics: The Art of Restoring and Maintaining Wellness

## HOSPITALITY & TOURISM

Introduction to Hospitality and Tourism Systems  
 Food and Beverage Management  
 Food Safety and Sanitation  
 Lodging Operations Management  
 Marketing and Sales for Tourism and Hospitality  
 Planning Meetings and Special Events  
 Sustainable Service Management for Hospitality and Tourism  
 Transportation and Tours for the Traveler

## HUMAN SERVICES

Introduction to Human Services  
 Counseling and Mental Health Services  
 Early Childhood Development and Services  
 Family and Community Services  
 Introduction to Consumer Services  
 Introduction to Human Growth and Development  
 Personal Care Services

## INFORMATION TECHNOLOGY

Introduction to Information Technology  
 Fundamentals of Computer Systems  
 Fundamentals of Digital Media  
 Fundamentals of Programming and Software Development  
 Introduction to Information Technology Support and Services  
 Introduction to Network Systems  
 Network System Design  
 New Applications: Web Development in the 21st Century  
 Software Development Tools

## LAW, PUBLIC SAFETY, CORRECTIONS, AND SECURITY

Introduction to Law, Public Safety, Corrections, and Security  
 Corrections: Policies and Procedures  
 Fire and Emergency Services  
 Law Enforcement Field Services  
 Legal Services  
 Security and Protective Services

## SCIENCE, TECHNOLOGY, ENGINEERING & MATHEMATICS (STEM)

Introduction to STEM  
 Engineering and Design  
 Engineering and Innovation  
 Engineering and Product Development  
 Principles of Technology and Engineering  
 Science and Mathematics in the Real World  
 Scientific Research  
 STEM and Problem Solving

## ARCHITECTURE & CONSTRUCTION

Introduction to Careers in Architecture and Construction  
 Construction Careers

## ARTS, A/V TECHNOLOGY & COMMUNICATIONS

Introduction to Careers in Arts, A/V Technology, and Communications  
 A/V Technology and Film Careers

## EDUCATION & TRAINING

Introduction to Careers in Education and Training  
 Teaching and Training Careers

## FINANCE

Introduction to Careers in Finance  
 Banking Services Careers  
 Money Matters A  
 Money Matters B

## GOVERNMENT & PUBLIC ADMINISTRATION

Introduction to Careers in Government and Public Administration  
 National Security Careers

## MANUFACTURING

Introduction to Careers in Manufacturing  
 Careers in Manufacturing Processes

## MARKETING

Introduction to Careers in Marketing  
 Careers in Marketing Research

## TRANSPORTATION, DISTRIBUTION & LOGISTICS

Introduction to Careers in Transportation, Distribution, and Logistics  
 Careers in Logistics Planning and Management Services





TO: Dr. Alicia Henderson, Superintendent  
 FROM: Elyssa Louderback, Executive Director of Business & Operations  
 SUBJECT: Monthly Budget Report for February, 2019  
 DATE: March 29, 2019

**GENERAL FUND SUMMARY:**

Revenue--Receipts were \$ 3,939,525.18.

Expenditures--Expenditures totaled \$ 4,268,124.54. Expenditures for teaching and teaching support activities account for 85.33% of all expenditures to date. Salaries and benefits accounted for 81.94% of the month's total expenditures.

Fund Balance—Current month ending fund balance is \$ 3,960,413.03 (8.04% of budgeted expenditures). We had a **negative** cash flow of \$328,599.36 for the month.

**Additional General Fund Information**

**Revenue by Major Category:**

| <u>Revenue Source</u> | <u>Budgeted</u>      | <u>Actual YTD</u>       | <u>% Actual</u> | <u>Largely Comprised of:</u>                          |
|-----------------------|----------------------|-------------------------|-----------------|---|
| Local Taxes           | \$ 3,410,155         | \$ 2,240,266            | 65.69%          | Prop taxes - received Oct/Nov and April/May           |
| Local Nontax          | \$ 868,425           | \$ 249,453              | 28.72%          | Donations, Traffic Safety, Food Service, Misc         |
| State, General        | \$ 30,173,751        | \$ 14,853,450           | 49.23%          | Apportionment and LEA                                 |
| State, Special        | \$ 10,228,241        | \$ 5,333,510            | 52.14%          | Spec Ed, Detention, LAP, Bilingual, Hi Cap, Transport |
| Federal, General      | \$ 5,500             | \$ -                    | 0.00%           | Federal Forest; deducted from apportionment           |
| Federal, Special      | \$ 5,454,477         | \$ 1,848,270            | 33.89%          | Food Service, Fed Grants (Title I, Title 2, etc)      |
| Other Districts       | \$ 113,527           | \$ 168,485              | 148.41%         | Non high payments from Cosmopolis SD                  |
| Other Agencies        | \$ 78,200            | \$ 23,838               | 30.48%          | Private Foundations, ESD 113                          |
| Other Fin Sources     | \$ -                 | \$ -                    |                 |   |
| <b>Totals</b>         | <b>\$ 50,332,276</b> | <b>\$ 24,717,271.99</b> | <b>49.11%</b>   |   |
|                       |                      |                         | <b>50.00%</b>   | <b>% of fiscal year elapsed</b>                       |

**General Fund Expenditures by Activity:** (The budget is an estimate and actual expenditures may be less or more than the estimates. Line item expenditures may exceed the estimated budget as long as total expenditures do not exceed the overall budget.)

| <u>Activity</u>            | <u>Budgeted</u> | <u>Actual YTD</u> | <u>Actual %</u> | <u>District payroll and/or:</u>                       |
|----------------------------|-----------------|-------------------|-----------------|---|
| Board of Directors         | \$ 133,093      | \$ 11,923         | 8.96%           | Dues, audits, elections, legal svcs, travel, etc      |
| Superintendent's Office    | \$ 352,924      | \$ 166,127        | 47.07%          | General Admin/ Supt Office                            |
| Business Office            | \$ 485,209      | \$ 226,291        | 46.64%          | Fiscal operations                                     |
| Human Resources            | \$ 409,786      | \$ 202,923        | 49.52%          | Personnel & recruitment, labor relations              |
| Public Relations           | \$ 40,000       | \$ 15,227         | 38.07%          | Educational/admin info to public                      |
| Supervision of Instruction | \$ 876,124      | \$ 467,098        | 53.31%          | includes secretarial support                          |
| Learning Resources         | \$ 417,724      | \$ 240,048        | 57.47%          | Library resources & staffing                          |
| Principal's Office         | \$ 2,561,160    | \$ 1,298,168      | 50.69%          | includes Secretarial support                          |
| Guidance/Counseling        | \$ 1,134,013    | \$ 722,511        | 63.71%          | Counselors/support services                           |
| Pupil Management           | \$ 55,250       | \$ 31,663         | 57.31%          | SRO, bus & playground aides, etc                      |
| Health Services            | \$ 1,500,098    | \$ 952,453        | 63.49%          | Health including: nursing, OT/PT/SLP, etc             |
| Teaching                   | \$ 30,073,737   | \$ 15,256,448     | 50.73%          | classroom teachers/para support                       |
| Extra-curricular           | \$ 844,981      | \$ 475,656        | 56.29%          | Coaching, advising, ASB supervision                   |
| Instructional Prof Dev     | \$ 559,300      | \$ 177,856        | 31.80%          | Prof development; instructional staff                 |
| Instructional Technology   | \$ 264,283      | \$ 92,250         | 34.91%          | classroom technology                                  |
| Curriculum                 | \$ 821,596      | \$ 283,014        | 34.45%          | District materials adoptions/purchases; staff         |
| Food Services              | \$ 2,160,270    | \$ 1,125,153      | 52.08%          | Mgmt of food service for district                     |
| Transportation             | \$ 1,200,358    | \$ 568,351        | 47.35%          | Co-op payments, fuel, insurance                       |
| Maint & Operations         | \$ 3,507,340    | \$ 1,398,568      | 39.88%          | Security, custodial/maint/grounds                     |
| Other Services             | \$ 2,068,641    | \$ 1,201,859      | 58.10%          | Insurance, utilities, tech, print, motor pool, warehc |
| Transfers                  | \$ (213,538)    | \$ (113,518)      | 53.16%          | in district use of buses, vehicles, food service      |
| Interfund Transfers        | \$ 100,000      | \$ -              | 0.00%           | Transfers (to Cap Proj/ Debt Service)                 |
| Totals                     | \$ 49,352,349   | \$ 24,800,071     | 50.25%          |   |
|                            |                 |                   | 50.00%          | % of fiscal year elapsed                              |

**CAPITAL PROJECTS FUND SUMMARY:**

Revenue--Total receipts were \$ 1,793.73 and consist of interest payments and rental fees.

Expenditures—Expenditures for the month totaled \$ 65,260.10.

Fund Balance—Current monthly ending fund balance is \$ 73,363.22.

**DEBT SERVICE FUND SUMMARY:**

Revenue--Total receipts were \$ 28,896.31 and consists of interest/tax payments.

Expenditures— There were no expenditures for the month.

Fund Balance—Current month ending fund balance is \$ 967,517.17. Funds in this account are held for the bond principal and interest payments due in June.

**ASSOCIATED STUDENT BODY FUND SUMMARY:**

Revenue--Total receipts for the month were \$ 23,862.31 and consist of fundraising and interest payments.

Expenditures-- Expenditures totaled 60.28% of the budgeted expenditures for this fiscal year.

Fund Balance—Current month ending fund balance is \$ 281,470.63.

**TRANSPORTATION VEHICLE FUND SUMMARY:**

Revenue--Total receipts were \$ 35,284.22 and consist of interest payments.

Expenditures— There were no expenditures for the month.

Fund Balance—Current month ending fund balance is \$ 194,123.52.

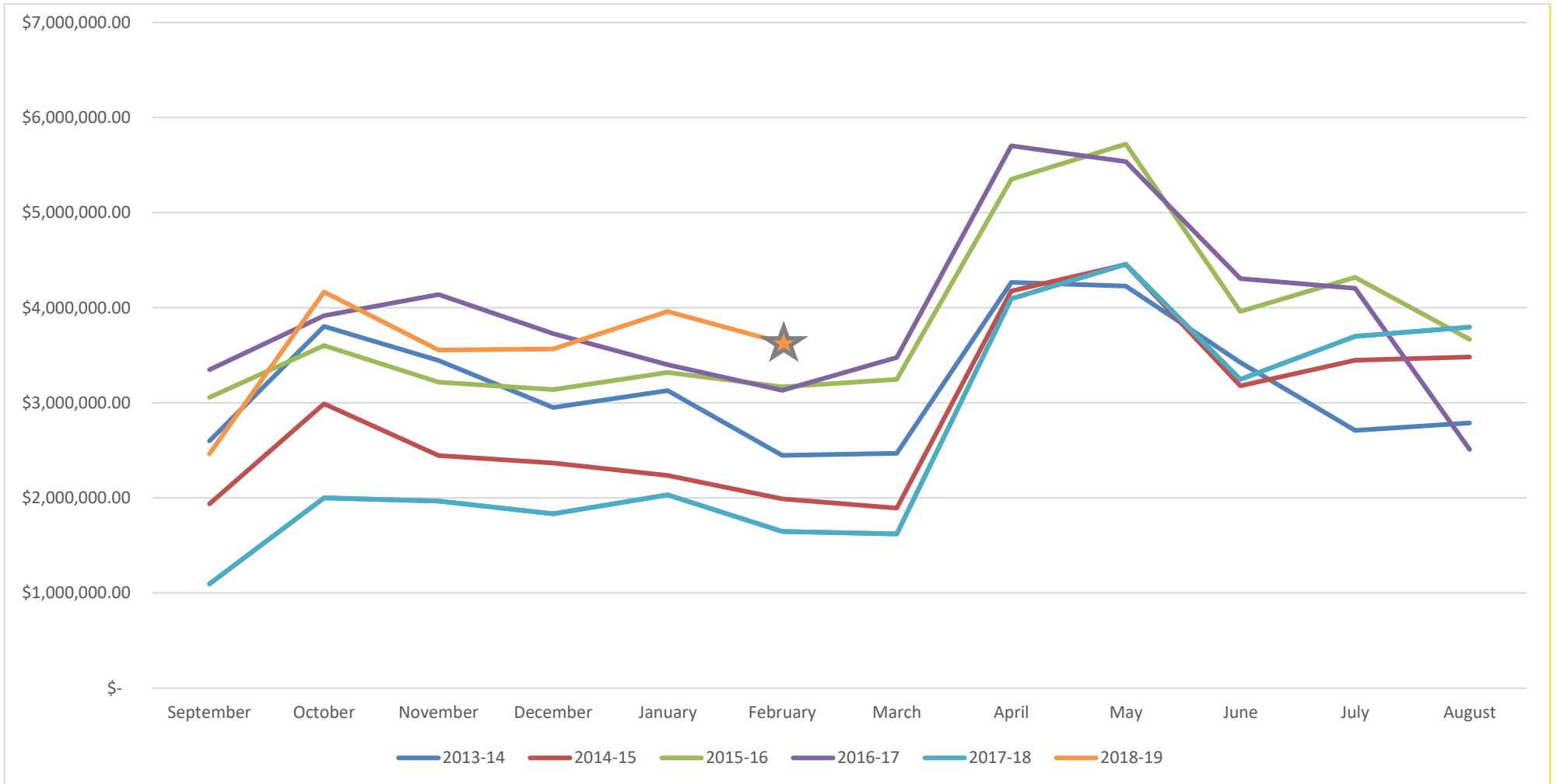
***SUMMARY OF BUDGET EXPENDITURE CAPACITY***

**Budget Capacity as of February, 2019:**

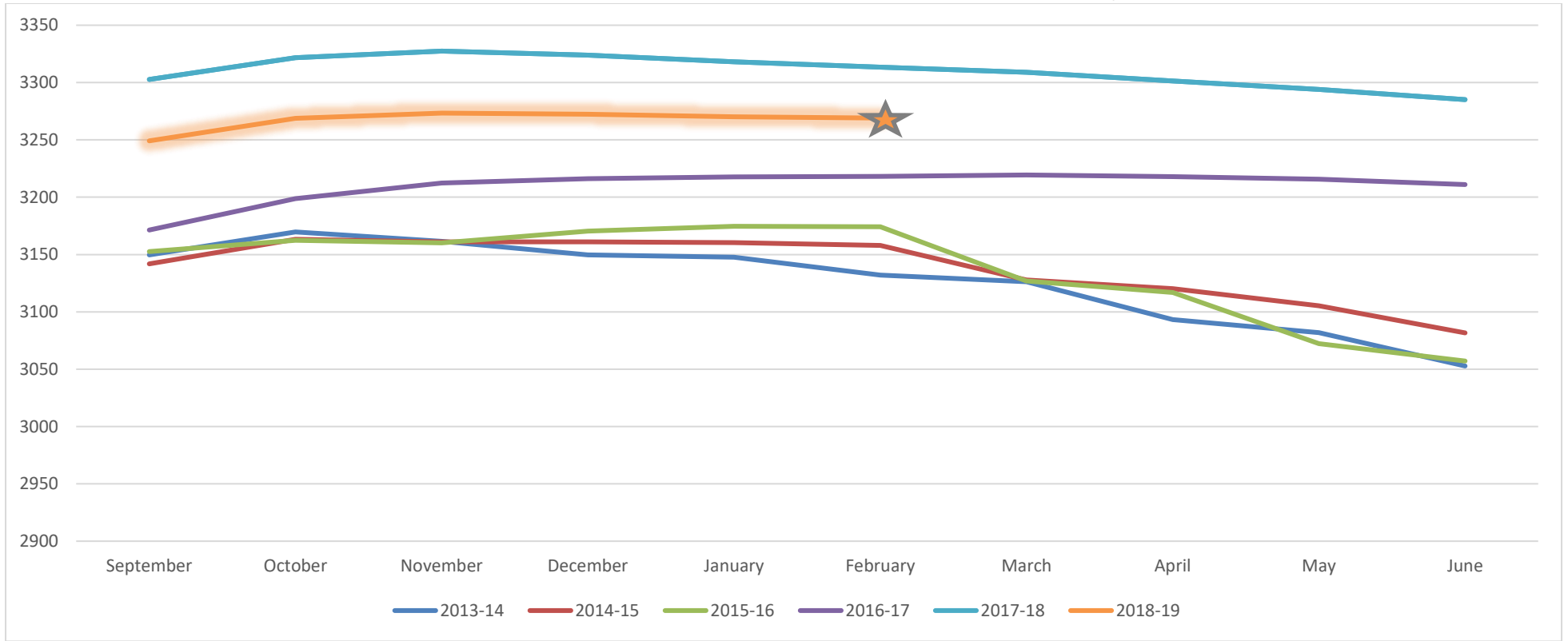
| Fund             | Budget        | Expenditures YTD | Balance       | % Expenditures | % Remaining |
|------------------|---------------|------------------|---------------|----------------|-------------|
| General          | \$ 49,252,350 | \$ 24,800,071    | \$ 24,452,279 | 50.35%         | 49.65%      |
| Capital Projects | \$ 2,460,000  | \$ 65,260        | \$ 2,394,740  | 2.65%          | 97.35%      |
| Debt Service     | \$ 2,642,078  | \$ 2,455,489     | \$ 186,589    | 92.94%         | 7.06%       |
| ASB              | \$ 357,158    | \$ 215,288       | \$ 141,870    | 60.28%         | 39.72%      |
| Trans Vehicle    | \$ 300,000    | \$ 141,056       | \$ 158,944    | 47.02%         | 52.98%      |

# GENERAL FUND FUND BALANCE TRENDS

End of February, 2019



# ENROLLMENT TRENDS as of February, 2019



| AAFTE          | Grades K - 6 | JH     | HS      | Subtotal | Run Start/<br>Open Door | +/- (Budget) **  |
|----------------|--------------|--------|---------|----------|-------------------------|------------------|
| 2018-19 Budget | 1766         | 483    | 976     | 3,225    | 65                      | 3,290            |
| 2018-19 Actual | 1774.92      | 495.03 | 999     | 3,268.95 | 77                      | + 55.95 (3,290)  |
| 2017-18 Actual | 1800.62      | 484.33 | 1000.19 | 3,285.13 | 47.83                   | + 120.13 (3,165) |
| 2016-17 Actual | 1775.14      | 478.49 | 957.34  | 3,210.97 | 62.58                   | + 100.97 (3,110) |
| 2015-16 Actual | 1726.24      | 457.17 | 937.05  | 3,118.86 | 62.25                   | +32.86 (3,086)   |
| 2014-15 Actual | 1724.11      | 442.34 | 969.95  | 3,136.40 | 33.64                   | + 50.40 (3,086)  |
| 2013-14 Actual | 1694.17      | 458.85 | 971.08  | 3,124.09 | 40.03                   | + 97.09 (3,030)  |

\*\* New to the 2018-19 school year, RS/Open Doors are being included in the Budget enrollment data. They had not been included in budget projections as the funds "pass through" to other entities.

10--General Fund-- FUND BALANCE -- SPI ACCOUNTS -- Revised -- BUDGET-STATUS-REPORT  
Fiscal Year 2018 (September 1, 2018 - August 31, 2019)

For the ABERDEEN SCHOOL DISTRICT NO 5 School District for the Month of February, 2019

|  | ANNUAL<br>BUDGET | ACTUAL<br>FOR MONTH | ACTUAL<br>FOR YEAR | ENCUMBRANCES | BALANCE       | PERCENT |
|--|------------------|---------------------|--------------------|--------------|---------------|---------|
| <b>A. REVENUES/OTHER FIN. SOURCES</b>  |                  |                     |                    |              |               |         |
| 1000 LOCAL TAXES   | 3,410,155        | 20,429.34           | 2,240,265.74       |              | 1,169,889.26  | 65.69   |
| 2000 LOCAL SUPPORT NONTAX  | 868,425          | 31,068.43           | 249,452.83         |              | 618,972.17    | 28.72   |
| 3000 STATE, GENERAL PURPOSE  | 30,173,751       | 2,459,926.27        | 14,853,450.19      |              | 15,320,300.81 | 49.23   |
| 4000 STATE, SPECIAL PURPOSE  | 10,228,241       | 1,005,349.43        | 5,333,510.09       |              | 4,894,730.91  | 52.14   |
| 5000 FEDERAL, GENERAL PURPOSE  | 5,500            | .00                 | .00                |              | 5,500.00      | 0.00    |
| 6000 FEDERAL, SPECIAL PURPOSE  | 5,454,477        | 419,408.23          | 1,848,270.15       |              | 3,606,206.85  | 33.89   |
| 7000 REVENUES FR OTH SCH DIST  | 113,527          | 99.75               | 168,485.30         |              | 54,958.30-    | 148.41  |
| 8000 OTHER AGENCIES AND ASSOCIATES   | 78,200           | 3,243.73            | 23,837.69          |              | 54,362.31     | 30.48   |
| 9000 OTHER FINANCING SOURCES   | 0                | .00                 | .00                |              | .00           | 0.00    |
| <u>Total REVENUES/OTHER FIN. SOURCES</u>   | 50,332,276       | 3,939,525.18        | 24,717,271.99      |              | 25,615,004.01 | 49.11   |
| <b>B. EXPENDITURES</b>   |                  |                     |                    |              |               |         |
| 00 Regular Instruction   | 20,997,916       | 1,984,871.62        | 11,821,176.22      | 45,882.48    | 9,130,857.30  | 56.52   |
| 10 Federal Stimulus  | 0                | .00                 | .00                | 0.00         | .00           | 0.00    |
| 20 Special Ed Instruction  | 6,789,845        | 606,989.99          | 3,667,027.63       | 1,221.09     | 3,121,596.28  | 54.03   |
| 30 Voc. Ed Instruction   | 1,980,445        | 192,177.68          | 1,119,496.19       | 10,689.88    | 850,258.93    | 57.07   |
| 40 Skills Center Instruction   | 339,262          | 23,687.18           | 165,049.40         | 0.00         | 174,212.60    | 48.65   |
| 50+60 Compensatory Ed Instruct.  | 7,835,272        | 516,267.47          | 2,925,061.24       | 5,861.00     | 4,904,349.76  | 37.41   |
| 70 Other Instructional Pgms  | 1,001,203        | 28,748.14           | 171,983.80         | 1,191.23     | 828,027.97    | 17.30   |
| 80 Community Services  | 91,424           | 17,736.99           | 112,343.94         | 0.00         | 20,919.94-    | 122.88  |
| 90 Support Services  | 10,216,983       | 897,645.47          | 4,817,932.15       | 294,714.09   | 5,104,336.76  | 50.04   |
| <u>Total EXPENDITURES</u>  | 49,252,350       | 4,268,124.54        | 24,800,070.57      | 359,559.77   | 24,092,719.66 | 51.08   |
| <b>C. OTHER FIN. USES TRANS. OUT (GL 536)</b>  |                  |                     |                    |              |               |         |
|  | 100,000          | .00                 | .00                |              |               |         |
| <b>D. OTHER FINANCING USES (GL 535)</b>  |                  |                     |                    |              |               |         |
|  | 0                | .00                 | .00                |              |               |         |
| <b>E. EXCESS OF REVENUES/OTHER FIN.SOURCES<br/>OVER (UNDER) EXP/OTH FIN USES (A-B-C-D)</b> |                  |                     |                    |              |               |         |
|  | 979,926          | 328,599.36-         | 82,798.58-         |              | 1,062,724.58- | 108.45- |
| <b>F. TOTAL BEGINNING FUND BALANCE</b>   |                  |                     |                    |              |               |         |
|  | 2,796,370        |                     | 3,714,612.25       |              |               |         |
| <b>G. G/L 898 PRIOR YEAR ADJUSTMENTS(+OR-)</b>   |                  |                     |                    |              |               |         |
|  | XXXXXXXXXX       |                     | .00                |              |               |         |
| <b>H. TOTAL ENDING FUND BALANCE<br/>(E+F + OR - G)</b>                                     |                  |                     |                    |              |               |         |
|  | 3,776,296        |                     | 3,631,813.67       |              |               |         |

I. ENDING FUND BALANCE ACCOUNTS:

|   |           |              |
|---|-----------|--------------|
| G/L 810 Restricted For Other Items      | 0         | .00          |
| G/L 815 Restrict Unequalized Deduct Rev | 0         | .00          |
| G/L 821 Restrictd for Carryover         | 135,431   | 846,354.85   |
| G/L 825 Restricted for Skills Center    | 0         | .00          |
| G/L 828 Restricted for C/O of FS Rev    | 0         | .00          |
| G/L 830 Restricted for Debt Service     | 0         | .00          |
| G/L 835 Restrictd For Arbitrage Rebate  | 0         | .00          |
| G/L 840 Nonspnd FB - Invent/Prepd Itms  | 221,642   | 335,761.57   |
| G/L 845 Restricted for Self-Insurance   | 0         | .00          |
| G/L 850 Restricted for Uninsured Risks  | 0         | .00          |
| G/L 870 Committed to Other Purposes     | 13,370    | 13,370.00    |
| G/L 872 Committed to Econmc Stabilizatn | 0         | .00          |
| G/L 875 Assigned Contingencies          | 0         | .00          |
| G/L 884 Assigned to Other Cap Projects  | 0         | .00          |
| G/L 888 Assigned to Other Purposes      | 0         | .00          |
| G/L 890 Unassigned Fund Balance         | 992,853   | 83,322.93    |
| G/L 891 Unassigned Min Fnd Bal Policy   | 2,413,000 | 2,353,004.32 |
| <u>TOTAL</u>                            | 3,776,296 | 3,631,813.67 |

20--Capital Projects-- FUND BALANCE -- SPI ACCOUNTS -- Revised -- BUDGET-STATUS-REPORT  
Fiscal Year 2018 (September 1, 2018 - August 31, 2019)

For the ABERDEEN SCHOOL DISTRICT NO 5 School District for the Month of February, 2019

|   | ANNUAL<br>BUDGET | ACTUAL<br>FOR MONTH | ACTUAL<br>FOR YEAR | ENCUMBRANCES | BALANCE      | PERCENT |
|---|------------------|---------------------|--------------------|--------------|--------------|---------|
| <u>A. REVENUES/OTHER FIN. SOURCES</u>           |                  |                     |                    |              |              |         |
| 1000 Local Taxes                                | 0                | .00                 | .00                |              | .00          | 0.00    |
| 2000 Local Support Nontax                       | 38,500           | 1,793.73            | 14,903.55          |              | 23,596.45    | 38.71   |
| 3000 State, General Purpose                     | 0                | .00                 | .00                |              | .00          | 0.00    |
| 4000 State, Special Purpose                     | 0                | .00                 | .00                |              | .00          | 0.00    |
| 5000 Federal, General Purpose                   | 0                | .00                 | .00                |              | .00          | 0.00    |
| 6000 Federal, Special Purpose                   | 0                | .00                 | .00                |              | .00          | 0.00    |
| 7000 Revenues Fr Oth Sch Dist                   | 0                | .00                 | .00                |              | .00          | 0.00    |
| 8000 Other Agencies and Associates              | 0                | .00                 | .00                |              | .00          | 0.00    |
| 9000 Other Financing Sources                    | 100,000          | .00                 | .00                |              | 100,000.00   | 0.00    |
| <u>Total REVENUES/OTHER FIN. SOURCES</u>        | 138,500          | 1,793.73            | 14,903.55          |              | 123,596.45   | 10.76   |
| <u>B. EXPENDITURES</u>                          |                  |                     |                    |              |              |         |
| 10 Sites  | 1,460,000        | .00                 | .00                | 1,778,878.39 | 318,878.39-  | 121.84  |
| 20 Buildings                                    | 1,000,000        | 65,260.10           | 65,260.10          | 0.00         | 934,739.90   | 6.53    |
| 30 Equipment                                    | 0                | .00                 | .00                | 0.00         | .00          | 0.00    |
| 40 Energy                                       | 0                | .00                 | .00                | 0.00         | .00          | 0.00    |
| 50 Sales & Lease Expenditure                    | 0                | .00                 | .00                | 0.00         | .00          | 0.00    |
| 60 Bond Issuance Expenditure                    | 0                | .00                 | .00                | 0.00         | .00          | 0.00    |
| 90 Debt   | 0                | .00                 | .00                | 0.00         | .00          | 0.00    |
| <u>Total EXPENDITURES</u>                       | 2,460,000        | 65,260.10           | 65,260.10          | 1,778,878.39 | 615,861.51   | 74.96   |
| <u>C. OTHER FIN. USES TRANS. OUT (GL 536)</u>   |                  |                     |                    |              |              |         |
|   | 0                | .00                 | .00                |              |              |         |
| <u>D. OTHER FINANCING USES (GL 535)</u>         |                  |                     |                    |              |              |         |
|   | 0                | .00                 | .00                |              |              |         |
| <u>E. EXCESS OF REVENUES/OTHER FIN. SOURCES</u> |                  |                     |                    |              |              |         |
| <u>OVER(UNDER) EXP/OTH FIN USES (A-B-C-D)</u>   | 2,321,500-       | 63,466.37-          | 50,356.55-         |              | 2,271,143.45 | 97.83-  |
| <u>F. TOTAL BEGINNING FUND BALANCE</u>          |                  |                     |                    |              |              |         |
|   | 1,030,452        |                     | 123,719.77         |              |              |         |
| <u>G. G/L 898 PRIOR YEAR ADJUSTMENTS(+OR-)</u>  |                  |                     |                    |              |              |         |
|   | XXXXXXXXX        |                     | .00                |              |              |         |
| <u>H. TOTAL ENDING FUND BALANCE</u>             |                  |                     |                    |              |              |         |
| <u>(E+F + OR - G)</u>                           | 1,291,048-       |                     | 73,363.22          |              |              |         |



I. ENDING FUND BALANCE ACCOUNTS:

|   |            |            |
|---|------------|------------|
| G/L 810 Restricted For Other Items      | 0          | .00        |
| G/L 825 Restricted for Skills Center    | 0          | .00        |
| G/L 830 Restricted for Debt Service     | 0          | .00        |
| G/L 835 Restrictd For Arbitrage Rebate  | 0          | .00        |
| G/L 840 Nonspnd FB - Invent/Prepd Itms  | 0          | .00        |
| G/L 850 Restricted for Uninsured Risks  | 0          | .00        |
| G/L 861 Restricted from Bond Proceeds   | 0          | .00        |
| G/L 862 Committed from Levy Proceeds    | 0          | .00        |
| G/L 863 Restricted from State Proceeds  | 0          | .00        |
| G/L 864 Restricted from Fed Proceeds    | 0          | .00        |
| G/L 865 Restricted from Other Proceeds  | 48,000     | 108,048.96 |
| G/L 866 Restrictd from Impact Proceeds  | 0          | .00        |
| G/L 867 Restricted from Mitigation Fees | 0          | .00        |
| G/L 869 Restricted fr Undistr Proceeds  | 0          | .00        |
| G/L 870 Committed to Other Purposes     | 0          | .00        |
| G/L 889 Assigned to Fund Purposes       | 1,339,048- | 34,685.74- |
| G/L 890 Unassigned Fund Balance         | 0          | .00        |
| <u>TOTAL</u>                            | 1,291,048- | 73,363.22  |

30--Debt Service Fund-- FUND BALANCE -- SPI ACCOUNTS -- Revised -- BUDGET-STATUS-REPORT  
Fiscal Year 2018 (September 1, 2018 - August 31, 2019)

For the ABERDEEN SCHOOL DISTRICT NO 5 School District for the Month of February, 2019

|  | ANNUAL           | ACTUAL           | ACTUAL               |                     |                      |                   |
|--|------------------|------------------|----------------------|---------------------|----------------------|-------------------|
| <u>A. REVENUES/OTHER FIN. SOURCES</u>          | <u>BUDGET</u>    | <u>FOR MONTH</u> | <u>FOR YEAR</u>      | <u>ENCUMBRANCES</u> | <u>BALANCE</u>       | <u>PERCENT</u>    |
| 1000 Local Taxes                               | 2,652,728        | 27,030.59        | 1,174,086.24         |                     | 1,478,641.76         | 44.26             |
| 2000 Local Support Nontax                      | 10,000           | 1,865.72         | 20,014.78            |                     | 10,014.78-           | 200.15            |
| 3000 State, General Purpose                    | 0                | .00              | .00                  |                     | .00                  | 0.00              |
| 5000 Federal, General Purpose                  | 0                | .00              | .00                  |                     | .00                  | 0.00              |
| 9000 Other Financing Sources                   | 0                | .00              | .00                  |                     | .00                  | 0.00              |
| <u>Total REVENUES/OTHER FIN. SOURCES</u>       | <u>2,662,728</u> | <u>28,896.31</u> | <u>1,194,101.02</u>  |                     | <u>1,468,626.98</u>  | <u>44.85</u>      |
| <u>B. EXPENDITURES</u>                         |                  |                  |                      |                     |                      |                   |
| Matured Bond Expenditures                      | 2,235,000        | .00              | 2,235,000.00         | 0.00                | .00                  | 100.00            |
| Interest On Bonds                              | 406,178          | .00              | 220,188.75           | 0.00                | 185,989.25           | 54.21             |
| Interfund Loan Interest                        | 0                | .00              | .00                  | 0.00                | .00                  | 0.00              |
| Bond Transfer Fees                             | 900              | .00              | 300.00               | 0.00                | 600.00               | 33.33             |
| Arbitrage Rebate                               | 0                | .00              | .00                  | 0.00                | .00                  | 0.00              |
| Underwriter's Fees                             | 0                | .00              | .00                  | 0.00                | .00                  | 0.00              |
| <u>Total EXPENDITURES</u>                      | <u>2,642,078</u> | <u>.00</u>       | <u>2,455,488.75</u>  | <u>0.00</u>         | <u>186,589.25</u>    | <u>92.94</u>      |
| <u>C. OTHER FIN. USES TRANS. OUT (GL 536)</u>  | <u>0</u>         | <u>.00</u>       | <u>.00</u>           |                     |                      |                   |
| <u>D. OTHER FINANCING USES (GL 535)</u>        | <u>0</u>         | <u>.00</u>       | <u>.00</u>           |                     |                      |                   |
| <u>E. EXCESS OF REVENUES/OTHER FIN.SOURCES</u> |                  |                  |                      |                     |                      |                   |
| <u>OVER(UNDER) EXPENDITURES (A-B-C-D)</u>      | <u>20,650</u>    | <u>28,896.31</u> | <u>1,261,387.73-</u> |                     | <u>1,282,037.73-</u> | <u>&lt; 1000-</u> |
| <u>F. TOTAL BEGINNING FUND BALANCE</u>         | <u>2,172,951</u> |                  | <u>2,228,904.90</u>  |                     |                      |                   |
| <u>G. G/L 898 PRIOR YEAR ADJUSTMENTS(+OR-)</u> | <u>XXXXXXXX</u>  |                  | <u>.00</u>           |                     |                      |                   |
| <u>H. TOTAL ENDING FUND BALANCE</u>            | <u>2,193,601</u> |                  | <u>967,517.17</u>    |                     |                      |                   |
| <u>(E+F + OR - G)</u>                          |                  |                  |                      |                     |                      |                   |
| <u>I. ENDING FUND BALANCE ACCOUNTS:</u>        |                  |                  |                      |                     |                      |                   |
| G/L 810 Restricted for Other Items             | 0                |                  | .00                  |                     |                      |                   |
| G/L 830 Restricted for Debt Service            | 2,193,601        |                  | 967,517.17           |                     |                      |                   |
| G/L 835 Restrictd For Arbitrage Rebate         | 0                |                  | .00                  |                     |                      |                   |
| G/L 870 Committed to Other Purposes            | 0                |                  | .00                  |                     |                      |                   |
| G/L 889 Assigned to Fund Purposes              | 0                |                  | .00                  |                     |                      |                   |
| G/L 890 Unassigned Fund Balance                | 0                |                  | .00                  |                     |                      |                   |
| <u>TOTAL</u>                                   | <u>2,193,601</u> |                  | <u>967,517.17</u>    |                     |                      |                   |

40--Associated Student Body Fund-- FUND BALANCE -- SPI ACCOUNTS -- Revised -- BUDGET-STATUS-REPORT  
Fiscal Year 2018 (September 1, 2018 - August 31, 2019)

For the ABERDEEN SCHOOL DISTRICT NO 5 School District for the Month of February, 2019

|  | ANNUAL     | ACTUAL    | ACTUAL     |              |            |         |
|--|------------|-----------|------------|--------------|------------|---------|
| A. REVENUES                                    | BUDGET     | FOR MONTH | FOR YEAR   | ENCUMBRANCES | BALANCE    | PERCENT |
| 1000 General Student Body                      | 69,970     | 9,532.50  | 55,077.33  |              | 14,892.67  | 78.72   |
| 2000 Athletics                                 | 113,850    | 3,161.00  | 93,393.25  |              | 20,456.75  | 82.03   |
| 3000 Classes                                   | 2,000      | .00       | .00        |              | 2,000.00   | 0.00    |
| 4000 Clubs                                     | 134,195    | 11,168.81 | 58,920.35  |              | 75,274.65  | 43.91   |
| 6000 Private Moneys                            | 70,100     | .00       | 87,159.11  |              | 17,059.11- | 124.34  |
| <u>Total REVENUES</u>                          | 390,115    | 23,862.31 | 294,550.04 |              | 95,564.96  | 75.50   |
| <u>B. EXPENDITURES</u>                         |            |           |            |              |            |         |
| 1000 General Student Body                      | 52,390     | 3,178.37  | 16,629.31  | 322.00       | 35,438.69  | 32.36   |
| 2000 Athletics                                 | 103,023    | 15,914.53 | 74,510.29  | 214.73       | 28,297.98  | 72.53   |
| 3000 Classes                                   | 2,000      | .00       | .00        | 0.00         | 2,000.00   | 0.00    |
| 4000 Clubs                                     | 128,390    | 6,432.00  | 37,004.69  | 0.00         | 91,385.31  | 28.82   |
| 6000 Private Moneys                            | 71,375     | .00       | 87,143.75  | 0.00         | 15,768.75- | 122.09  |
| <u>Total EXPENDITURES</u>                      | 357,178    | 25,524.90 | 215,288.04 | 536.73       | 141,353.23 | 60.42   |
| <u>C. EXCESS OF REVENUES</u>                   |            |           |            |              |            |         |
| <u>OVER(UNDER) EXPENDITURES (A-B)</u>          | 32,937     | 1,662.59- | 79,262.00  |              | 46,325.00  | 140.65  |
| <u>D. TOTAL BEGINNING FUND BALANCE</u>         | 185,010    |           | 202,208.63 |              |            |         |
| <u>E. G/L 898 PRIOR YEAR ADJUSTMENTS(+OR-)</u> | XXXXXXXXXX |           | .00        |              |            |         |
| <u>F. TOTAL ENDING FUND BALANCE</u>            | 217,947    |           | 281,470.63 |              |            |         |
| <u>C+D + OR - E)</u>                           |            |           |            |              |            |         |
| <u>G. ENDING FUND BALANCE ACCOUNTS:</u>        |            |           |            |              |            |         |
| G/L 810 Restricted for Other Items             | 7,500      |           | 7,500.00   |              |            |         |
| G/L 819 Restricted for Fund Purposes           | 210,447    |           | 273,970.63 |              |            |         |
| G/L 840 Nonspnd FB - Invent/Prepd Itms         | 0          |           | .00        |              |            |         |
| G/L 850 Restricted for Uninsured Risks         | 0          |           | .00        |              |            |         |
| G/L 870 Committed to Other Purposes            | 0          |           | .00        |              |            |         |
| G/L 889 Assigned to Fund Purposes              | 0          |           | .00        |              |            |         |
| G/L 890 Unassigned Fund Balance                | 0          |           | .00        |              |            |         |
| <u>TOTAL</u>                                   | 217,947    |           | 281,470.63 |              |            |         |

90--Transportation Vehicle Fund-- FUND BALANCE -- SPI ACCOUNTS -- Revised -- BUDGET-STATUS-REPORT  
Fiscal Year 2018 (September 1, 2018 - August 31, 2019)

For the ABERDEEN SCHOOL DISTRICT NO 5 School District for the Month of February, 2019

|   | ANNUAL<br>BUDGET | ACTUAL<br>FOR MONTH | ACTUAL<br>FOR YEAR | ENCUMBRANCES | BALANCE           | PERCENT      |
|---|------------------|---------------------|--------------------|--------------|-------------------|--------------|
| <b>A. REVENUES/OTHER FIN. SOURCES</b>   |                  |                     |                    |              |                   |              |
| 1000 Local Taxes  | 0                | .00                 | .00                |              | .00               | 0.00         |
| 2000 Local Nontax   | 3,800            | 35,284.22           | 36,598.60          |              | 32,798.60-        | 963.12       |
| 3000 State, General Purpose   | 0                | .00                 | .00                |              | .00               | 0.00         |
| 4000 State, Special Purpose   | 155,027          | .00                 | .00                |              | 155,027.00        | 0.00         |
| 5000 Federal, General Purpose   | 0                | .00                 | .00                |              | .00               | 0.00         |
| 6000 Federal, Special Purpose   | 0                | .00                 | .00                |              | .00               | 0.00         |
| 8000 Other Agencies and Associates  | 20,000           | .00                 | .00                |              | 20,000.00         | 0.00         |
| 9000 Other Financing Sources  | 0                | .00                 | .00                |              | .00               | 0.00         |
| <b>A. TOTAL REV/OTHER FIN.SRCS(LESS TRANS)</b>  | <b>178,827</b>   | <b>35,284.22</b>    | <b>36,598.60</b>   |              | <b>142,228.40</b> | <b>20.47</b> |
| <b>B. 9900 TRANSFERS IN FROM GF</b>   |                  |                     |                    |              |                   |              |
|   | 0                | .00                 | .00                |              | .00               | 0.00         |
| <b>C. Total REV./OTHER FIN. SOURCES</b>   |                  |                     |                    |              |                   |              |
|   | 178,827          | 35,284.22           | 36,598.60          |              | 142,228.40        | 20.47        |
| <b>D. EXPENDITURES</b>  |                  |                     |                    |              |                   |              |
| Type 30 Equipment   | 300,000          | .00                 | 141,056.20         | 0.00         | 158,943.80        | 47.02        |
| Type 60 Bond Levy Issuance  | 0                | .00                 | .00                | 0.00         | .00               | 0.00         |
| Type 90 Debt  | 0                | .00                 | .00                | 0.00         | .00               | 0.00         |
| <b>Total EXPENDITURES</b>   | <b>300,000</b>   | <b>.00</b>          | <b>141,056.20</b>  | <b>0.00</b>  | <b>158,943.80</b> | <b>47.02</b> |
| <b>E. OTHER FIN. USES TRANS. OUT (GL 536)</b>   |                  |                     |                    |              |                   |              |
|   | 0                | .00                 | .00                |              |                   |              |
| <b>F. OTHER FINANCING USES (GL 535)</b>   |                  |                     |                    |              |                   |              |
|   | 0                | .00                 | .00                |              |                   |              |
| <b>G. EXCESS OF REVENUES/OTHER FIN SOURCES<br/>OVER(UNDER) EXP/OTH FIN USES (C-D-E-F)</b> |                  |                     |                    |              |                   |              |
|   | 121,173-         | 35,284.22           | 104,457.60-        |              | 16,715.40         | 13.79-       |
| <b>H. TOTAL BEGINNING FUND BALANCE</b>  |                  |                     |                    |              |                   |              |
|   | 138,727          |                     | 298,581.12         |              |                   |              |
| <b>I. G/L 898 PRIOR YEAR ADJUSTMENTS(+OR-)</b>  |                  |                     |                    |              |                   |              |
|   | XXXXXXXXX        |                     | .00                |              |                   |              |
| <b>J. TOTAL ENDING FUND BALANCE<br/>(G+H + OR - I)</b>                                    |                  |                     |                    |              |                   |              |
|   | 17,554           |                     | 194,123.52         |              |                   |              |
| <b>K. ENDING FUND BALANCE ACCOUNTS:</b>   |                  |                     |                    |              |                   |              |
| G/L 810 Restricted For Other Items  | 0                |                     | .00                |              |                   |              |
| G/L 819 Restricted for Fund Purposes  | 17,554           |                     | 194,123.52         |              |                   |              |
| G/L 830 Restricted for Debt Service   | 0                |                     | .00                |              |                   |              |
| G/L 835 Restrictd For Arbitrage Rebate  | 0                |                     | .00                |              |                   |              |
| G/L 850 Restricted for Uninsured Risks  | 0                |                     | .00                |              |                   |              |
| G/L 889 Assigned to Fund Purposes   | 0                |                     | .00                |              |                   |              |
| G/L 890 Unassigned Fund Balance   | 0                |                     | .00                |              |                   |              |
| <b>TOTAL</b>  | <b>17,554</b>    |                     | <b>194,123.52</b>  |              |                   |              |

\*\*\*\*\* End of report \*\*\*\*\*



School Facilities and Organization  
 INFORMATION AND CONDITION OF SCHOOLS  
 Asset Preservation Program Annual Board Report (Aberdeen School District)

-----2018-2019-----

| SITE                          | BUILDING      | BUILDING BOARD<br>ACCEPTANCE DATE | APP<br>YEAR | BUILDING<br>CONDITION<br>ASSESSMENT<br>% | ANNUAL<br>REVIEW<br>COMPLETED<br>BY | NEXT CERTIFIED<br>BCA DUE |
|-------------------------------|---------------|-----------------------------------|-------------|--|-------------------------------------|---------------------------|
| J. M. Weatherwax High School  | Main Building | 8/19/2008                         | 10          | 89.99                                    | District                            | 2022                      |
| Robert Gray Elementary School | Main Building | 9/25/2002                         | 16          | 89.47                                    | District                            | 2022                      |



## J. M. Weatherwax High School - Main Building

### Building Details

|                            |                           |
|----------------------------|---------------------------|
| PROFILE TYPE               | High School - Multi-Story |
| NUMBER OF FLOORS           | 3                         |
| BOARD ACCEPTANCE DATE      | 8/19/2008                 |
| CHARACTERISTICS            | Occupied                  |
| ANNUAL REVIEW COMPLETED BY | District                  |
| COMMENTS                   | Main Building             |

This building is required to comply with the Asset Preservation Program

| REPORTING YEAR | APP YEAR | BUILDING CONDITION ASSESSMENT | ANNUAL REVIEW COMPLETED BY | BOARD REPORT PRESENT DATE |
|----------------|----------|-------------------------------|----------------------------|---------------------------|
| 2018-2019      | 10       | 89.99                         | District                   | 3/29/2019                 |
| 2017-2018      | 9        | 89.85                         | Consultant                 | 2/6/2018                  |
| 2016-2017      | 8        | 89.85                         | Consultant                 | 2/7/2017                  |
| 2015-2016      | 7        | Not Reviewed                  | Incomplete                 | Not Reported              |
| 2014-2015      | 6        | 87.52                         | District                   | 2/24/2015                 |
| 2013-2014      | 5        | 90.00                         | District                   | 2/4/2014                  |

The next certified BCA is due: **2022**

### Building Inventory

| AREA YEAR BUILT        | DISTRICT ASSIGNED AREA | GROSS BUILDING SQ FT | GROSS INSTRUCTIONAL SQ FT | SCAP RECOGNIZED SQ FT | ORIGINAL OCCUPANCY DATE | ORIGINAL BOARD ACCEPTANCE DATE |
|------------------------|------------------------|----------------------|---------------------------|-----------------------|-------------------------|--------------------------------|
| 1964                   | Sam Benn Gym           | 27,409               | 27,409                    | 27,409                | 9/1/1964                | 12/15/1964                     |
| 2007                   | JM Weatherwax          | 173,011              | 173,011                   | 173,011               | 9/4/2007                | 8/19/2008                      |
| <b>Building Totals</b> |                        | <b>200,420</b>       | <b>200,420</b>            | <b>200,420</b>        |                         |                                |

### Building Components

| SUB-ASSEMBLY   | COMPONENT               | COMPONENT CODE | MAINTENANCE PRIORITY | CONDITION RATING |
|----------------|-------------------------|----------------|----------------------|------------------|
| Foundations    | Standard Foundation     | A1010          |                      | 90.00% Good      |
| Slabs on Grade | Standard Slabs on Grade | A4010          |                      | 90.00% Good      |



School Facilities and Organization  
 INFORMATION AND CONDITION OF SCHOOLS  
 Asset Preservation Program Annual Board Report (Aberdeen School District)

**Building Components**

| SUB-ASSEMBLY                          | COMPONENT                    | COMPONENT CODE               | MAINTENANCE PRIORITY | CONDITION RATING |
|---------------------------------------|------------------------------|------------------------------|----------------------|------------------|
| <b>Slabs on Grade</b>                 | Pits and Bases               | A4040                        |                      | 90.00% Good      |
| <b>Water and Gas Mitigation</b>       | Building Subdrainage         | A6010                        |                      | 90.00% Good      |
| <b>Superstructure</b>                 | Floor Construction           | B1010                        |                      | 90.00% Good      |
|                                       | Roof Construction            | B1020                        |                      | 90.00% Good      |
|                                       | Stairs                       | B1080                        | Low                  | 90.00% Good      |
|                                       | <i>Deficiencies:</i>         | Other                        |                      |                  |
|                                       | <i>Causes:</i>               | Other                        |                      |                  |
|                                       | <i>Comments:</i>             | fixed tactile strips failing |                      |                  |
| <b>Exterior Vertical Enclosures</b>   | Exterior Walls               | B2010                        |                      | 90.00% Good      |
|                                       | Exterior Windows             | B2020                        |                      | 90.00% Good      |
|                                       | Exterior Doors and Grilles   | B2050                        |                      | 90.00% Good      |
|                                       | Exterior Louvers and Vents   | B2070                        | Medium               | 62.00% Fair      |
|                                       |                              | <i>Deficiencies:</i>         | Other                |                  |
|                                       | <i>Causes:</i>               | Material Condition, Other    |                      |                  |
|                                       | <i>Comments:</i>             | rusty soffit vents           |                      |                  |
| <b>Exterior Horizontal Enclosures</b> | Roofing                      | B3010                        |                      | 90.00% Good      |
|                                       | Roof Appurtenances           | B3020                        |                      | 90.00% Good      |
|                                       | Horizontal Openings          | B3060                        |                      | 90.00% Good      |
|                                       | Overhead Exterior Enclosures | B3080                        |                      | 90.00% Good      |
|                                       | <b>Interior Construction</b> | Interior Partitions          | C1010                |                  |
| Interior Windows                      |                              | C1020                        |                      | 90.00% Good      |
| Interior Doors                        |                              | C1030                        |                      | 90.00% Good      |
| Interior Grilles and Gates            |                              | C1040                        |                      | 90.00% Good      |
| Suspended Ceiling Construction        |                              | C1070                        |                      | 90.00% Good      |





School Facilities and Organization  
 INFORMATION AND CONDITION OF SCHOOLS  
 Asset Preservation Program Annual Board Report (Aberdeen School District)

**Building Components**

| SUB-ASSEMBLY             | COMPONENT                            | COMPONENT CODE | MAINTENANCE PRIORITY | CONDITION RATING |
|--------------------------|--------------------------------------|----------------|----------------------|------------------|
| <b>Interior Finishes</b> | Wall Finishes                        | C2010          |                      | 90.00% Good      |
|                          | Interior Fabrications                | C2020          |                      | 90.00% Good      |
|                          | Flooring                             | C2030          |                      | 90.00% Good      |
|                          | Stair Finishes                       | C2040          |                      | 90.00% Good      |
|                          | Ceiling Finishes                     | C2050          |                      | 90.00% Good      |
| <b>Conveying</b>         | Vertical Conveying Systems           | D1010          |                      | 90.00% Good      |
| <b>Plumbing</b>          | Domestic Water Distribution          | D2010          |                      | 90.00% Good      |
|                          | Sanitary Drainage                    | D2020          |                      | 90.00% Good      |
|                          | Building Support Plumbing Systems    | D2030          |                      | 90.00% Good      |
|                          | General Service Compressed-Air       | D2050          |                      | 90.00% Good      |
| <b>HVAC</b>              | Heating Systems                      | D3020          |                      | 90.00% Good      |
|                          | Cooling Systems                      | D3030          |                      | 90.00% Good      |
|                          | Facility HVAC Distribution Systems   | D3050          |                      | 90.00% Good      |
|                          | Ventilation                          | D3060          |                      | 90.00% Good      |
| <b>Fire Protection</b>   | Fire Suppression                     | D4010          |                      | 90.00% Good      |
|                          | Fire Protection Specialties          | D4030          |                      | 90.00% Good      |
| <b>Electrical</b>        | Facility Power Generation            | D5010          |                      | 90.00% Good      |
|                          | Electrical Services and Distribution | D5020          |                      | 90.00% Good      |
|                          | General Purpose Electrical Power     | D5030          |                      | 90.00% Good      |
|                          | Lighting                             | D5040          |                      | 90.00% Good      |
| <b>Communications</b>    | Data Communications                  | D6010          |                      | 90.00% Good      |



School Facilities and Organization  
 INFORMATION AND CONDITION OF SCHOOLS  
 Asset Preservation Program Annual Board Report (Aberdeen School District)

**Building Components**

| SUB-ASSEMBLY                          | COMPONENT                                 | COMPONENT CODE | MAINTENANCE PRIORITY | CONDITION RATING |
|---------------------------------------|---|----------------|----------------------|------------------|
| <b>Communications</b>                 | Voice Communications                      | D6020          |                      | 90.00% Good      |
|                                       | Audio-Video Communications                | D6030          |                      | 90.00% Good      |
|                                       | Distributed Communications and Monitoring | D6060          |                      | 90.00% Good      |
| <b>Electronic Safety and Security</b> | Access Control and Intrusion Detection    | D7010          |                      | 90.00% Good      |
|                                       | Electronic Surveillance                   | D7030          |                      | 90.00% Good      |
|                                       | Detection and Alarm                       | D7050          |                      | 90.00% Good      |
| <b>Integrated Automation</b>          | Integrated Automation Facility Controls   | D8010          |                      | 90.00% Good      |
| <b>Equipment</b>                      | Commercial Equipment                      | E1030          |                      | 90.00% Good      |
|                                       | Institutional Equipment                   | E1040          |                      | 90.00% Good      |
|                                       | Entertainment and Recreational Equipment  | E1070          |                      | 90.00% Good      |
|                                       | Other Equipment                           | E1090          |                      | 90.00% Good      |
| <b>Furnishings</b>                    | Fixed Furnishings                         | E2010          |                      | 90.00% Good      |
|                                       | Movable Furnishings                       | E2050          |                      | 90.00% Good      |



**Robert Gray Elementary School - Main Building**

**Building Details**

|                                   |  |
|-----------------------------------|--|
| <b>PROFILE TYPE</b>               | Elementary School - Multi-Story              |
| <b>NUMBER OF FLOORS</b>           | 2  |
| <b>BOARD ACCEPTANCE DATE</b>      | 9/25/2002                                    |
| <b>CHARACTERISTICS</b>            | Occupied                                     |
| <b>ANNUAL REVIEW COMPLETED BY</b> | District                                     |
| <b>COMMENTS</b>                   | Has elevator loacted by adminstration office |

This building is required to comply with the Asset Preservation Program

| REPORTING YEAR | APP YEAR | BUILDING CONDITION ASSESSMENT | ANNUAL REVIEW COMPLETED BY | BOARD REPORT PRESENT DATE |
|----------------|----------|-------------------------------|----------------------------|---------------------------|
| 2018-2019      | 16       | 89.47                         | District                   | 3/29/2019                 |
| 2017-2018      | 15       | 84.69                         | Consultant                 | 2/6/2018                  |
| 2016-2017      | 14       | 84.69                         | Consultant                 | 2/7/2017                  |
| 2015-2016      | 13       | Not Reviewed                  | Incomplete                 | Not Reported              |
| 2014-2015      | 12       | 83.16                         | District                   | 2/24/2015                 |
| 2013-2014      | 11       | 87.66                         | District                   | 2/4/2014                  |

The next certified BCA is due: **2022**

**Building Inventory**

| AREA YEAR BUILT        | DISTRICT ASSIGNED AREA | GROSS BUILDING SQ FT | GROSS INSTRUCTIONAL SQ FT | SCAP RECOGNIZED SQ FT | ORIGINAL OCCUPANCY DATE | ORIGINAL BOARD ACCEPTANCE DATE |
|------------------------|------------------------|----------------------|---------------------------|-----------------------|-------------------------|--------------------------------|
| 2002                   | Main Bldg Floor 1&2    | 41,907               | 41,907                    | 41,907                |                         | 11/18/2003                     |
| 2002                   | covered play           | 4,908                | 4,908                     | 2,454                 |                         | 11/18/2003                     |
| <b>Building Totals</b> |                        | <b>46,815</b>        | <b>46,815</b>             | <b>44,361</b>         |                         |                                |

**Building Components**

| SUB-ASSEMBLY   | COMPONENT               | COMPONENT CODE | MAINTENANCE PRIORITY | CONDITION RATING |
|----------------|-------------------------|----------------|----------------------|------------------|
| Foundations    | Standard Foundation     | A1010          |                      | 90.00% Good      |
| Slabs on Grade | Standard Slabs on Grade | A4010          |                      | 90.00% Good      |



School Facilities and Organization  
 INFORMATION AND CONDITION OF SCHOOLS  
 Asset Preservation Program Annual Board Report (Aberdeen School District)

**Building Components**

| SUB-ASSEMBLY                          | COMPONENT                      | COMPONENT CODE               | MAINTENANCE PRIORITY | CONDITION RATING |
|---------------------------------------|--------------------------------|------------------------------|----------------------|------------------|
| <b>Water and Gas Mitigation</b>       | Building Subdrainage           | A6010                        |                      | 90.00% Good      |
| <b>Superstructure</b>                 | Floor Construction             | B1010                        |                      | 90.00% Good      |
|                                       | Roof Construction              | B1020                        |                      | 90.00% Good      |
|                                       | Stairs                         | B1080                        |                      | 90.00% Good      |
| <b>Exterior Vertical Enclosures</b>   | Exterior Walls                 | B2010                        |                      | 90.00% Good      |
|                                       | Exterior Windows               | B2020                        |                      | 90.00% Good      |
|                                       | Exterior Doors and Grilles     | B2050                        |                      | 90.00% Good      |
|                                       | Exterior Louvers and Vents     | B2070                        |                      | 90.00% Good      |
| <b>Exterior Horizontal Enclosures</b> | Roofing                        | B3010                        |                      | 90.00% Good      |
|                                       | Roof Appurtenances             | B3020                        |                      | 90.00% Good      |
|                                       | Horizontal Openings            | B3060                        |                      | 90.00% Good      |
|                                       | Overhead Exterior Enclosures   | B3080                        |                      | 90.00% Good      |
| <b>Interior Construction</b>          | Interior Partitions            | C1010                        |                      | 90.00% Good      |
|                                       | Interior Windows               | C1020                        |                      | 90.00% Good      |
|                                       | Interior Doors                 | C1030                        |                      | 90.00% Good      |
|                                       | Interior Grilles and Gates     | C1040                        |                      | 90.00% Good      |
|                                       | Raised Floor Construction      | C1060                        |                      | 90.00% Good      |
|                                       | Suspended Ceiling Construction | C1070                        |                      | 90.00% Good      |
| <b>Interior Finishes</b>              | Wall Finishes                  | C2010                        |                      | 90.00% Good      |
|                                       | <i>Deficiencies:</i>           | Cracking, Peeling, Flaking   |                      |                  |
|                                       | <i>Causes:</i>                 | Other                        |                      |                  |
|                                       | <i>Comments:</i>               | Rating commensurate with age |                      |                  |
|                                       | Interior Fabrications          | C2020                        |                      | 62.00% Fair      |



School Facilities and Organization  
 INFORMATION AND CONDITION OF SCHOOLS  
 Asset Preservation Program Annual Board Report (Aberdeen School District)

**Building Components**

| SUB-ASSEMBLY             | COMPONENT                            | COMPONENT CODE               | MAINTENANCE PRIORITY | CONDITION RATING |
|--------------------------|--------------------------------------|------------------------------|----------------------|------------------|
| <b>Interior Finishes</b> | <i>Deficiencies:</i>                 | Other                        |                      |                  |
|                          | <i>Causes:</i>                       | Other                        |                      |                  |
|                          | <i>Comments:</i>                     | Rating commensurate with age |                      |                  |
|                          | Flooring                             | C2030                        |                      | 90.00% Good      |
|                          | <i>Deficiencies:</i>                 | Stains, Discoloration        |                      |                  |
|                          | <i>Causes:</i>                       | Other                        |                      |                  |
|                          | <i>Comments:</i>                     | rating commensurate with age |                      |                  |
|                          | Stair Finishes                       | C2040                        |                      | 90.00% Good      |
|                          | Ceiling Finishes                     | C2050                        |                      | 90.00% Good      |
| <b>Conveying</b>         | Vertical Conveying Systems           | D1010                        |                      | 90.00% Good      |
| <b>Plumbing</b>          | Domestic Water Distribution          | D2010                        |                      | 90.00% Good      |
|                          | Sanitary Drainage                    | D2020                        |                      | 90.00% Good      |
|                          | Building Support Plumbing Systems    | D2030                        |                      | 90.00% Good      |
| <b>HVAC</b>              | Heating Systems                      | D3020                        |                      | 90.00% Good      |
|                          | Cooling Systems                      | D3030                        |                      | 90.00% Good      |
|                          | Facility HVAC Distribution Systems   | D3050                        |                      | 90.00% Good      |
|                          | <i>Comments:</i>                     |                              |                      |                  |
|                          | Ventilation                          | D3060                        |                      | 90.00% Good      |
| <b>Fire Protection</b>   | Fire Suppression                     | D4010                        |                      | 90.00% Good      |
|                          | Fire Protection Specialties          | D4030                        |                      | 90.00% Good      |
| <b>Electrical</b>        | Electrical Services and Distribution | D5020                        |                      | 90.00% Good      |
|                          | General Purpose Electrical Power     | D5030                        |                      | 90.00% Good      |
|                          | Lighting                             | D5040                        |                      | 90.00% Good      |



School Facilities and Organization  
 INFORMATION AND CONDITION OF SCHOOLS  
 Asset Preservation Program Annual Board Report (Aberdeen School District)

**Building Components**

| SUB-ASSEMBLY                          | COMPONENT                                 | COMPONENT CODE         | MAINTENANCE PRIORITY | CONDITION RATING |
|---------------------------------------|---|------------------------|----------------------|------------------|
| <b>Communications</b>                 | Data Communications                       | D6010                  |                      | 90.00% Good      |
|                                       | Voice Communications                      | D6020                  |                      | 90.00% Good      |
|                                       | Audio-Video Communications                | D6030                  |                      | 90.00% Good      |
|                                       | Distributed Communications and Monitoring | D6060                  |                      | 90.00% Good      |
| <b>Electronic Safety and Security</b> | Access Control and Intrusion Detection    | D7010                  |                      | 90.00% Good      |
|                                       | Electronic Surveillance                   | D7030                  |                      | 90.00% Good      |
|                                       | Detection and Alarm                       | D7050                  |                      | 90.00% Good      |
| <b>Integrated Automation</b>          | Integrated Automation Facility Controls   | D8010                  |                      | 90.00% Good      |
| <b>Equipment</b>                      | Commercial Equipment                      | E1030                  |                      | 90.00% Good      |
|                                       | Institutional Equipment                   | E1040                  |                      | 90.00% Good      |
|                                       | Entertainment and Recreational Equipment  | E1070                  | Medium               | 62.00% Fair      |
|                                       | <i>Deficiencies:</i>                      | Unightly               |                      |                  |
|                                       | <i>Causes:</i>                            | Equipment Obsolescence |                      |                  |
|                                       | Other Equipment                           | E1090                  |                      | 90.00% Good      |
| <b>Furnishings</b>                    | Fixed Furnishings                         | E2010                  |                      | 62.00% Fair      |
|                                       | <i>Deficiencies:</i>                      | Surface Deterioration  |                      |                  |
|                                       | <i>Causes:</i>                            | Deterioration          |                      |                  |
|                                       | Movable Furnishings                       | E2050                  |                      | 90.00% Good      |



**Client Confirmation of Assignment**

This serves as a confirmation of the assignment scheduled between Pioneer Healthcare Services LLC and Aberdeen School District (Client).

Rachel Bromberg - OT - (Pioneer Healthcare Employee) is scheduled to work at Aberdeen School District (Client), at a bill rate of \$69.00 per hour. She has a 37.5 hour per week guaranteed.

Rachel Bromberg - OT - (Employee) is scheduled to work on the following days, April 11, 2019- June 14, 2019


Rachel Bromberg - OT - (Employee) is requesting the following days off: None

Scheduled workdays cannot be cancelled by client, and any changes to this confirmation must be agreed upon in writing and signed by Pioneer Healthcare and Aberdeen School District (Client). Thirty day notice of termination of assignment required.

All language in the current Staffing Agreement between Pioneer Healthcare and Aberdeen School District (Client) still applies.

Pioneer Healthcare Services LLC

Client: Aberdeen School District

Signature: 

Signature: \_\_\_\_\_

Print Name: Courtney Norman

Print Name: \_\_\_\_\_

Title: Director

Title:

Date: March 05, 2018

Date:

Aberdeen School District No. 5  
School Board Action March 29, 2019, for Surplus

| <b>Submitted 3-26-19</b> |                  |                           |
|--------------------------|------------------|---------------------------|
| <b>SN</b>                | <b>Asset Tag</b> | <b>DESCRIPTION</b>        |
|                          | 11773            | dell 780 tower            |
|                          | 11538            | dell 780 tower            |
|                          | 18063            | dell 780 tower            |
|                          | 18074            | dell 780 tower            |
| 3DHSNK1                  |                  | dell precision T3400      |
| C58G1G1                  |                  | dell 755 tower            |
|                          | 18362            | dell 755 tower            |
|                          | 12775            | dell 780 mini tower       |
|                          | 10339            | boxlight projector        |
|                          | 14346            | Macbook white 2010        |
|                          | 11534            | Macbook white 2010        |
|                          | 14333            | Macbook white 2010        |
|                          | 14349            | Macbook white 2010        |
|                          | 11898            | Macbook white 2010        |
|                          | 11127            | Gateway Tower             |
|                          | 11950            | Cisco Catalyst 3560       |
|                          | 16097            | HP Compaq 6910p           |
| 1S114155UR9EWDY9         |                  | Lenova thinkpad           |
| 1s1141BTUR9KYTE9         | 15058            | Lenova thinkpad           |
| 1s1141BTUR9KYTDH         | 15081            | Lenova thinkpad           |
|                          | 15760            | HP 3115M                  |
|                          | 13039            | Sony Vaio                 |
|                          | 19307            | HP Elitebook              |
|                          | 16112            | HP Compaq 6910p           |
|                          | 16119            | HP Compaq 6910p           |
|                          | 16111            | HP Compaq 6910p           |
|                          | 16110            | HP Compaq 6910p           |
|                          | 11752            | Hitachi cp-x2011n         |
| W643KOAR01310            |                  | Boxlight projector        |
|                          | 19180            | Samsung Chromebook silver |
|                          | 20172            | Hitachi CP-DX301          |
|                          | 5433             | Aver Doc Cam              |
|                          | 19074            | Aver Doc Cam              |
|                          | 8122             | Hitachi CP-x205           |
|                          | 16184            | Hitachi CP-WX2515WN       |
|                          | 11531            | Macbook white 2010        |
|                          | 11909            | Macbook white 2010        |
|                          | 16413            | Macbook Pro               |
|                          | 11974            | Macbook white 2010        |
|                          | 18187            | dell 755 tower            |
|                          | 12245            | dell gx620                |



|         |       |                        |
|---------|-------|------------------------|
|         | 15842 | hp compaq dc7800       |
|         | 16042 | hp compaq dc7800       |
|         | 15841 | hp compaq dc7800       |
|         | 11123 | Gateway Tower          |
| 9y33mc1 |       | dell 745 tower         |
|         | 19938 | dell 780 tower         |
|         | 20048 | dell 780 tower         |
|         | 8526  | dell optiplex gx270    |
|         | 20157 | dell 780 tower         |
|         | 8432  | dell optiplex gx270    |
|         | 10733 | TOA 9000               |
|         | 15957 | hp compaq dc7800       |
|         | 15903 | hp compaq dc7800       |
|         | 19950 | dell 780 tower         |
|         | 15866 | hp compaq dc7800       |
|         | 20204 | dell 780 tower         |
|         | 19935 | dell 780 tower         |
|         | 18836 | dell inspiron          |
|         | 9492  | Zenith vhs player      |
|         |       | Sony TCWR545           |
|         | 2645  | JVC vhs player         |
|         |       | Sony VHS DVD Combo     |
|         | 4235  | Sylvania VHS DVD Combo |
|         |       | JVC vhs player         |
|         | 6022  | Lexmark Z605 Printer   |
|         | 6327  | HP 6310 printer        |
|         | 4891  | iBook G4               |
|         | 16117 | HP Compaq 6910p        |
|         | 13474 | Dell Latitude          |
|         | 5787  | Dell Inspiron          |
|         | 15318 | HP 3115M               |
|         | 15320 | HP 3115M               |
|         | 15088 | Lenova thinkpad        |
|         | 15060 | Lenova thinkpad        |
|         | 15086 | Lenova thinkpad        |
|         | 15084 | Lenova thinkpad        |
|         | 15063 | Lenova thinkpad        |
|         | 15075 | Lenova thinkpad        |
|         | 15040 | Lenova thinkpad        |
|         | 15044 | Lenova thinkpad        |
|         | 15080 | Lenova thinkpad        |
|         | 14289 | Lenova thinkpad        |
|         | 15085 | Lenova thinkpad        |

|                 |       |                           |
|-----------------|-------|---------------------------|
|                 | 15041 | Lenova thinkpad           |
|                 | 15083 | Lenova thinkpad           |
|                 | 15062 | Lenova thinkpad           |
|                 | 15087 | Lenova thinkpad           |
|                 | 15078 | Lenova thinkpad           |
|                 | 15061 | Lenova thinkpad           |
|                 | 15082 | Lenova thinkpad           |
|                 | 15042 | Lenova thinkpad           |
|                 | 15059 | Lenova thinkpad           |
|                 | 15052 | Lenova thinkpad           |
|                 | 15066 | Lenova thinkpad           |
|                 | 15079 | Lenova thinkpad           |
|                 | 15048 | Lenova thinkpad           |
|                 | 15071 | Lenova thinkpad           |
|                 | 15053 | Lenova thinkpad           |
|                 | 15064 | Lenova thinkpad           |
|                 | 15073 | Lenova thinkpad           |
| MC2Y062272      |       | Epson Stylus Nx420        |
|                 | 1074  | HP Printer 960c           |
|                 | 12310 | Dell 15" Monitor          |
| MRB58 50E 08919 | 11269 | Gateway 15" Monitor       |
| 4cs048046y      |       | HP 310-1020 Monitor       |
|                 | 8030  | Dell 15" Monitor          |
|                 | 8120  | Lumens Doc Cam DC155      |
|                 | 12309 | dell 15" Monitor          |
|                 | 8007  | dell 15" Monitor          |
|                 | 8136  | Aver Doc Cam              |
|                 | 4773  | HP 1300N                  |
|                 | 6944  | Hitachi CP-X205 Projector |
|                 | 10503 | Sony DVD VHS Combo        |
| B012GD17R0197   |       | Smart UF70W               |
| 193480324452    |       | Microsoft Surface         |
|                 | 2701  | mitsubishi TV             |
|                 | 1651  | Sharp TV                  |
| V2240559725448  |       | Sharp TV                  |
| CNBCD370FK      |       | HP 551                    |
| 10790950        |       | Impluse 500 Speakers      |
| 10790953        |       | Impluse 500 Speakers      |
| 18818018698     |       | AWIA Stereo               |
|                 | 12956 | Gareway Monitor           |
|                 | 8279  | IMac                      |
|                 | 10899 | IMac                      |
|                 | 10898 | IMac                      |

|               |         |                         |
|---------------|---------|-------------------------|
| B012GD17R0197 |         | Smart UF70W             |
|               | 9910    | Boxlight projector      |
|               | 10732   | Boxlight projector      |
| W643KOAR01625 |         | Boxlight projector      |
|               | 15094   | Hitachi projector       |
|               | 7096    | Cisco AP                |
|               | 8375    | Dell Moronit            |
|               | 11691   | Gateway Monitor         |
|               | 9818    | Samsung ZR900 Camera    |
| sc-d363xaa    |         | Samsung ZR900 Camera    |
| a61f6vkl604   |         | Samsung ZR900 Camera    |
| a61f6vkl204   |         | Samsung ZR900 Camera    |
|               | 9816    | Cannon Optura           |
|               | 3839    | Cannon ZR40             |
|               | 9817    | Cannon ZR900            |
|               | 10126   | Cannon ZR800            |
|               | 10105   | Cannon ZR800            |
|               | 10109   | Cannon ZR800            |
|               | 10118   | Cannon ZR800            |
|               | 10120   | Cannon ZR800            |
|               | 10111   | Cannon ZR800            |
|               | 10123   | Cannon ZR800            |
|               | 10119   | Cannon ZR800            |
|               | 10125   | Cannon ZR800            |
|               | 10132   | Cannon ZR800            |
|               | 10124   | Cannon ZR800            |
|               | 10122   | Cannon ZR800            |
|               | 10117   | Cannon ZR800            |
|               | 10129   | Cannon ZR800            |
|               | 10116   | Cannon ZR800            |
|               | 10110   | Cannon ZR800            |
|               | 10115   | Cannon ZR800            |
|               | 10112   | Cannon ZR800            |
|               | 10131   | Cannon ZR800            |
|               | 10106   | Cannon ZR800            |
|               | 10113   | Cannon ZR800            |
| 602462062952  |         | Cannon ZR800            |
|               | 9759    | Panasonic Lecca         |
|               | 10777   | Panasonic MiniDV        |
|               | 10734   | Kramer VS-6eii          |
| AA 0896-5861  |         | AlphaSmart Pro Mac/iigs |
|               | 16724   | Hitachi CP-DX250        |
|               | 39JPCK1 | Dell PercisionT3500     |

|                      |       |                          |
|----------------------|-------|--------------------------|
|                      | 3396  | imac                     |
|                      | 8962  | xerox workcenter xd100   |
|                      | 3411  | HP Laserjet 4050         |
| F846FCDM5010         |       | Macintosh SE             |
|                      | 3525  | TV                       |
| SS1380FXM3021        |       | Macintosh SC plus        |
| E035MRAA0012LL/A     |       | apple IIgs               |
|                      | 8956  | DVD VHS combo            |
|                      | 3446  | VHS Player               |
| CE5309JV4SZ          |       | Apple Printer            |
|                      | 6675  | iMac                     |
|                      | 3292  | VHS Player               |
|                      | 8373  | DVD Player               |
|                      | 8648  | Hitachi CPX206 Projector |
|                      | 6537  | Hitachi cpx253 Projector |
|                      | 8351  | Hitachi cpx253 Projector |
|                      | 8350  | Hitachi cpx253 Projector |
|                      | 8355  | Hitachi cpx253 Projector |
|                      | 4456  | Hitachi cp-s225          |
|                      | 8359  | Hitachi cpx253 Projector |
|                      |       | Alphasmart               |
|                      | 8959  | Apple iBook              |
|                      | 8357  | Hitachi cpx253 Projector |
|                      | 12814 | MacBook Pro              |
| CNF010CDQJ           |       | HP Pavilion Laptop       |
| CNF7093H4S           |       | HP Pavilion Laptop       |
| 58946 09050P         | 10680 | Aver Doc Cam             |
| KCKCM40326950        |       | Kodak Camera             |
| KCKCM40327235        |       | Kodak Camera             |
|                      | 15920 | HP Compaq Tower          |
|                      | 5112  | Alied Telesin Switch     |
|                      | 15310 | HP 3125                  |
|                      | 15311 | HP 3125                  |
|                      | 15329 | HP 3125                  |
|                      | 15326 | HP 3125                  |
|                      | 15315 | HP 3125                  |
|                      | 15314 | HP 3125                  |
|                      | 15321 | HP 3125                  |
|                      | 15319 | HP 3125                  |
| HY3A91AF204740V      | 18272 | Samsung Chromebook       |
| CN0F8NDP7426109T0W   | 18596 | Dell 21" Monitor         |
| CN0F8NDP7426112Q0YWU |       | Dell 21" Monitor         |
|                      | 8354  | Hitachi cpx253 Projector |

|                  |       |                    |
|------------------|-------|--------------------|
| FKKYY12          |       | Optiplex 7010      |
| 1S114155UR9EWG8E | 13804 | Lenovo Thinkpad    |
| 1S114155UR9EWEY0 | 13815 | Lenovo Thinkpad    |
| 1S114155UR9EWFN8 | 13885 | Lenovo Thinkpad    |
| 1S114155UR9EWG93 | 13813 | Lenovo Thinkpad    |
| 1S114155UR9EWE86 | 13891 | Lenovo Thinkpad    |
|                  | 8289  | Apple iMac         |
| 1s114155UR9FCFXP | 13920 | Lenovo Thinkpad    |
| 1s114155UR9FCFY3 | 13886 | Lenovo Thinkpad    |
| 1S114155UR9EWE91 | 13856 | Lenovo Thinkpad    |
| 1S114155UR9EWF2Z | 13814 | Lenovo Thinkpad    |
| 1S114155UR9EWF0L | 13790 | Lenovo Thinkpad    |
|                  | 19996 | Aver Doc Cam       |
| 1232695800009    |       | Netgear Switch     |
|                  | 11516 | MacBook            |
|                  | 11554 | MacBook            |
|                  | 11903 | MacBook            |
|                  | 14334 | MacBook            |
|                  | 8665  | MacBook            |
|                  | 11535 | MacBook            |
|                  | 15250 | MacBook Pro        |
|                  | 16657 | Macbook Pro        |
|                  | 19326 | Samsung Chromebook |
|                  | 19240 | Samsung Chromebook |
|                  | 19699 | Samsung Chromebook |
|                  | 19322 | Samsung Chromebook |
|                  | 8029  | Dell 15" Monitor   |

## CERTIFICATED

**HIRES:** We recommend the Board approve the following certificated hires:

| <u>Name</u>   | <u>Location</u>    | <u>Position</u>                 | <u>Effective Date</u> |
|---------------|--------------------|---------------------------------|-----------------------|
| Melissa Smith | District           | Speech Language Pathologist     | 08/28/19              |
| Melanie Layng | Stevens Elementary | EBD Teacher – Current Year Only | 03/20/19              |

**RESIGNATIONS:** We recommend the Board approve the following certificated resignations:

| <u>Name</u>          | <u>Location</u>      | <u>Position</u> | <u>Effective Date</u> |
|----------------------|----------------------|-----------------|-----------------------|
| Jenna White          | District             | Teacher         | 06/14/19              |
| Natasha Chapin       | Aberdeen High School | School Nurse    | 04/16/19              |
| Teri Seguin          | McDermoth Elementary | Teacher         | 06/14/19              |
| Denise Cox           | Stevens Elementary   | Teacher         | 06/14/19              |
| Louis Steuber-Rosche | Stevens Elementary   | Teacher         | 06/14/19              |

**LEAVE OF ABSENCES:** We recommend the Board approve the following certificated leave of absences:

| <u>Name</u>     | <u>Location</u>        | <u>Position</u>   | <u>Effective Date</u> |
|-----------------|------------------------|-------------------|-----------------------|
| Ellen Jefferson | Hopkins                | Preschool Teacher | 03/19/19-04/30/19     |
| Brittini Leitch | Miller Jr. High School | Teacher           | 04/18/19-04/26/19     |
| Cassandra Prom  | Stevens Elementary     | Teacher           | 08/28/19-06/10/20     |

**Substitute Certificated:**

Michaela Ecklund

## CLASSIFIED

**HIRES:** We recommend the Board approve the following classified hires:

| <u>Name</u>       | <u>Location</u>        | <u>Position</u>           | <u>Effective Date</u> |
|-------------------|------------------------|---------------------------|-----------------------|
| David Hack        | Transportation         | Bus Driver (Temporary)    | 03/12/19              |
| Kevin Oleson      | Transportation         | Bus Driver                | 03/12/19              |
| Racheal Pavon     | Robert Gray Elementary | Para-educator (Temporary) | 03/06/19              |
| Kassandra Newcomb | Stevens Elementary     | Para-educator (Temporary) | 03/21/19              |

**RESIGNATIONS:** We recommend the Board approve the following classified resignations:

| <u>Name</u>    | <u>Location</u>      | <u>Position</u> | <u>Effective Date</u> |
|----------------|----------------------|-----------------|-----------------------|
| Kelsey Bielec  | Administration       | Student Helper  | 04/30/19              |
| Heidi McMullen | McDermoth Elementary | Para-educator   | 03/08/19              |

**LEAVE OF ABSENCES:** We recommend the Board approve the following classified leave of absences:

| <u>Name</u>      | <u>Location</u>       | <u>Position</u>            | <u>Effective Date</u> |
|------------------|-----------------------|----------------------------|-----------------------|
| Sarah Thomasson  | Maintenance           | Lead Electrical/Mechanical | 03/01/19-08/31/19     |
| Natalie Tillery  | Aberdeen High School  | Para-educator              | 02/14/19-06/14/19     |
| Geneva Bernabe   | A. J. West Elementary | Para-educator              | 04/22/19-05/03/19     |
| Geneva Bernabe   | A. J. West Elementary | Para-educator              | 05/28/19-06/11/19     |
| Rebecca Zvono    | A. J. West Elementary | Para-educator              | 03/14/19-03/22/19     |
| Kristen Dublanko | Stevens Elementary    | Para-educator              | 03/06/19-03/09/19     |

**CLASSIFIED (Continued)**

**EXTRA-CURRICULAR CONTRACTS:** We recommend the Board approve the following extra-curricular contracts:

| <u>Name</u>              | <u>Location</u>        | <u>Position</u>         | <u>Effective Date</u> |
|--------------------------|------------------------|-------------------------|-----------------------|
| Todd Bridge              | Aberdeen High School   | Football – Head Coach   | 08/21/19              |
| Paige Kuhn               | Aberdeen High School   | Cheer – Assistant Coach | 04/01/19              |
| Melissa Smith            | Aberdeen High School   | Cheer – Head Coach      | 04/01/19              |
| Stacy Campbell           | Miller Jr. High School | Track – Assistant Coach | 04/08/19              |
| James Daly               | Miller Jr. High School | Track – Assistant Coach | 04/08/19              |
| Samantha Deugan-Leverett | Miller Jr. High School | Track – Assistant Coach | 04/08/19              |
| Breanna Gentry           | Miller Jr. High School | Track – Head Coach      | 04/08/19              |

**Substitute Classified:**

Sierra Bunnell  
Dawn Crabb  
Kathleen Rymer  
Gloria Salmon  
Denese Wallace

**Substitute Classified Resignation:**

Shelly Hoffman – Effective 03/12/19