

**BOND ACCOUNTABILITY
COMMITTEE**

BOND PROJECT STATUS REPORT

Reporting Package for BAC



July 2024

TABLE OF CONTENTS

Project Reports

Tony Vandenberg

Swimming Pool 5

Dave Kruger

Lake Oswego High School Science Labs 12

Lakeridge High School Science Labs 13

Daniel Camacho

Palisades Elementary Renovations 17

Playground & Garden Upgrades 18

Elementary Schools HVAC Retrofit 19

Gabe Acosta

Lake Oswego Middle School Replacement 15

Diana Kessler

River Grove Elementary School Replacement 21

Program Cost Summary 6 (2017 Bond) & 21 (2021 Bond)

Project Report – By Cost Type 7 (2017 Bond) & 23 (2021 Bond)

Budget Transfers – Current Period 9 (2017 Bond) & 28 (2021 Bond)

The following reports are included in this package:

- Project Status Reports
- Program Cost Summary
- Project Report – By Cost Type
- Budget Transfers – Current Period

Financial data is real-time and includes transactions posted to e-Builder through July 31, 2024.

**BOND ACCOUNTABILITY
COMMITTEE**

BOND PROJECT STATUS REPORT

Reporting Package for BAC



2017 Capital Bond Program
Projects

Swimming Pool

July 2024

Tony Vandenberg
Executive Director of Project Management



Swimming Pool

Project Status Report

2017 Funding Swimming Pool

Project Manager
Tony Vandenberg

Repair or replace aging and under-sized pool and facility.

Status at a Glance:

Status Item	As Planned	Caution	Requires Resolution
Budget	X		
Schedule		X	
Stakeholders	X		
Equity	X		

Legend:

	Moving along well, no significant concerns at this time.
	Resolution may impact cost or schedule.
	Requires attention and resolution.

Planning, Design, and Construction Schedule:

	Start	Finish
Initial Planning	10/2018	4/2020
Planning & Design	9/2019	Summer 2022
Construction	Winter 2023	Fall 2024

Status Summary:

- Interior finishes in the offices, workout rooms, gym, and locker areas continue
- Roofing and exterior framing of the natatorium continue
- Exterior finishes are continuing around Building A, including offices, entry, gym, and workout rooms
- Franchise utilities are now actively working to relocate utilities
- Sitework is ongoing with focus along Stafford Road
- The overall schedule is in caution due to slow progress with the pre-engineered building. We are working with the contractor to minimize the impacts

Project Manager's Notes:

- The schedule remains in caution, and we are tracking items that may cause impacts, specifically pre-engineered building contractor. Although a formal delay claim has not been submitted, the project schedule is showing a completion date in late January

Design Team:

Scott Edwards & Associates

Construction Team:

Triplett Wellman, Inc.

Reporting Status Period:
July 2024

Program Cost Summary 2017 Capital Bond Program

LOSD 2021

Building our future,
together

Project Name	Original Budget	Approved Budget Changes	Current Budget	Current Commitments	Actuals Approved	Estimate at Completion	Forecasted Over/(Under)
Forest Hills Elementary	5,240,832	(1,821,271)	3,419,561	3,419,561	3,419,561	3,419,561	0
Hallinan Elementary	8,720,072	4,375,276	13,095,348	13,095,348	13,095,348	13,095,348	0
Lake Grove Elementary	4,904,808	(1,513,520)	3,391,288	3,391,288	3,391,288	3,391,288	0
Lake Oswego High	5,691,271	(3,126,368)	2,564,903	2,564,903	2,564,903	2,564,903	0
Lake Oswego High: Phase 2	0	5,779,057	5,779,057	5,779,057	5,779,057	5,779,057	0
Lake Oswego Jr. High	6,144,499	715,328	6,859,827	6,859,827	6,859,827	6,859,827	0
Lakeridge High	6,041,656	(1,631,577)	4,410,079	4,410,079	4,410,079	4,410,079	0
Lakeridge High: Phase 2	0	8,442,334	8,442,334	8,442,334	8,442,334	8,442,334	0
Lakeridge Middle School (inc. Photovoltaic Solar Array)	82,270,000	3,752,422	86,022,422	86,022,422	86,022,422	86,022,422	0
Lakeridge Middle School Athletic Field Facility	0	4,971,363	4,971,363	4,971,363	4,971,363	4,971,363	0
Oak Creek Elementary	16,127,218	(2,434,945)	13,692,273	13,692,273	13,692,273	13,692,273	0
Program Costs	9,000,000	(2,104,057)	6,895,944	6,140,856	6,047,751	6,343,319	(552,625)
River Grove Elementary	3,088,862	893,069	3,981,931	3,981,931	3,981,931	3,981,931	0
Safety & Security Improvements (includes sec. vestibules)	3,837,732	(868,820)	2,968,912	2,968,912	2,968,247	2,968,912	0
Swimming Pool	7,000,000	9,250,000	16,250,000	16,250,000	10,938,261	16,250,000	0
Tech Bldg at 2477 Country Club Road	2,273,968	(2,269,437)	4,531	4,531	4,531	4,531	0
Technology Infrastructure	12,845,000	1,588,130	14,433,130	14,433,130	14,419,981	14,433,130	0
Uplands Elementary	3,921,996	4,238,378	8,160,374	8,160,374	8,160,374	8,160,374	0
Westridge Elementary	9,892,086	4,187,799	14,079,885	14,079,885	14,079,885	14,079,885	0
Westridge Brick Replacement	0	76,840	76,840	76,840	76,840	76,840	0
Grand Totals	187,000,000	32,500,000	219,500,000	218,744,912	213,326,255	218,947,375	(552,625)

As of:
July 31, 2024

Project Report By Cost Type

2017 Capital Bond Program

LOSD
2021

Building our future,
together

Project Name	Original Budget	Approved Budget Changes	Current Budget	Current Commitments	Actuals Approved
Forest Hills Elementary	5,240,832	(1,821,271)	3,419,561	3,419,561	3,419,561
Hallinan Elementary	8,720,072	4,375,276	13,095,348	13,095,348	13,095,348
Lake Grove Elementary	4,904,808	(1,513,520)	3,391,288	3,391,288	3,391,288
Lake Oswego High: Phase I	5,691,271	(3,126,368)	2,564,903	2,564,903	2,564,903
Lake Oswego High: Phase II	0	5,779,057	5,779,057	5,779,057	5,779,057
Lake Oswego Jr. High	6,144,499	715,328	6,859,827	6,859,827	6,859,827
Lakeridge High: Phase I	6,041,656	(1,631,577)	4,410,079	4,410,079	4,410,079
Lakeridge High: Phase II	0	8,442,334	8,442,334	8,442,334	8,442,334
Lakeridge Middle School (inc. Photovoltaic Solar Array)	82,270,000	3,752,422	86,022,422	86,022,422	86,022,422
Lakeridge Middle School Athletic Field Facility	0	4,971,363	4,971,363	4,971,363	4,971,363
Oak Creek Elementary	16,127,218	(2,434,945)	13,692,273	13,692,273	13,692,273
Program Costs	9,000,000	(2,104,057)	6,895,944	6,140,856	6,047,751
Cost Type with Description: 20 - Project Contingencies	1,635,921	(1,081,891)	554,031	0	0
Cost Type with Description: 30 - Professional Services	1,319,856	(393,363)	926,493	854,478	832,081
Cost Type with Description: 40 - Owner's Costs	6,044,223	(628,803)	5,415,420	5,286,378	5,215,670
River Grove Elementary	3,088,862	893,069	3,981,931	3,981,931	3,981,931
Safety & Security (inc. Secure Vestibules)	3,837,732	(868,820)	2,968,912	2,968,912	2,968,247

As of:
July 31, 2024

continued...

Project Report By Cost Type 2017 Capital Bond Program

LOSD 2021

Building our future,
together

Project Name	Original Budget	Approved Budget Changes	Current Budget	Current Commitments	Actuals Approved
Swimming Pool	7,000,000	9,250,000	16,250,000	16,250,000	10,938,261
Cost Type with Description: 10 - Construction	4,682,274	11,191,476	15,873,750	15,873,750	10,562,011
Cost Type with Description: 20 - Project Contingencies	702,341	(702,341)	0	0	0
Cost Type with Description: 30 - Professional Services	907,846	(547,019)	360,827	360,827	360,827
Cost Type with Description: 40 - Owner's Costs	707,539	(692,115)	15,424	15,424	15,424
Tech Bldg. / 2477 Country Club Rd.	2,273,968	(2,269,437)	4,531	4,531	4,531
Technology Infrastructure	12,845,000	1,588,130	14,433,130	14,433,130	14,419,981
Uplands Elementary	3,921,996	4,238,378	8,160,374	8,160,374	8,160,374
Westridge Elementary	9,892,086	4,187,799	14,079,885	14,079,885	14,079,885
Westridge Brick Replacement	0	76,840	76,840	76,840	76,840
Grand Totals	187,000,000	32,500,000	219,500,000	218,744,912	213,326,255

As of:
July 31, 2024

*Budget Transfers Current Period
2017 Capital Bond Program*

No Transactions

*As of:
July 31, 2024*

BOND PROJECT STATUS

BOND ACCOUNTABILITY
COMMITTEE

Reporting Package for BAC



2021 Capital Bond Program Projects

- Lake Oswego High School Science Labs
- Lakeridge High School Science Labs
- Lake Oswego Middle School Replacement
- Palisades Elementary Renovations
- Playground & Garden Upgrades
- Elementary Schools HVAC Retrofit
- River Grove Elementary School Replacement

July 2024

Dave Kruger
Senior Project Manager



LHS Science Classroom MEP



LOHS Science Hallway New Larger Ductwork

Lake Oswego High School Science Labs Lakeridge High School Science Labs

Project Status Report

Project Manager
Dave Kruger

Project Coordinator
Jamie Harnish

2021 Funding Lake Oswego High School Science Labs

Renovation of Science Rooms at Lake Oswego High School

Status at a Glance:

Status Item	As Planned	Caution	Requires Resolution
Budget	X		
Schedule	X		
Stakeholders	X		
Equity	X		

Legend:

	Moving along well, no significant concerns at this time.
	Resolution may impact cost or schedule.
	Requires attention and resolution.

Design and Construction Schedule:

	Start	Finish
Design: Phase 1	5/2023	3/2024
Construction: Phase 1	6/2024	9/2024
Construction: Phase 2	6/2025	9/2025

Status Summary:

- Demolition and MEP rough-in is complete
- Construction Phase 2 will be the summer of 2025 and will consist of a new AHU (air handling unit) and the remaining classroom renovations

Project Manager's Notes:

- New student & teacher desks, chairs, tables, and bookcases have been shipped and are expected to arrive on 8.12.24

Design Team:
Arcadis Architects

Construction Team:
First Cascade Corporation

Reporting Status Period:
July 2024

Project Manager

Dave Kruger

Project Coordinator

Jamie Harnish

2021 Funding Lakeridge High School Science Labs

Renovation of Science Rooms at Lakeridge High School

Status at a Glance:

Legend

Status Item	As Planned	Caution	Requires Resolution
Budget	X		
Schedule		X	
Stakeholders	X		
Equity	X		

	Moving along well, no significant concerns at this time.
	Resolution may impact cost or schedule.
	Requires attention and resolution.

Design and Construction Schedule:

	Start	Finish
Design: Phase 1	5/2023	3/2024
Construction: Phase 1	6/2024	9/2024
Design: Phase 2	3/2024	12/2024
Construction: Phase 2	6/2025	9/2025

Status Summary:

- Demolition and MEP rough-in is complete
- Construction Phase 2 will take place during the summer of 2025 and will consist of renovation of the four remaining science classrooms

Project Manager's Notes:

- New student & teacher desks and chairs have been shipped and are planned to be installed 8.19.24 through 8.22.24

Design Team:

Arcadis Architects

Construction Team:

Paradigm Construction, LLC

Reporting Status Period:
July 2024

Gabe Acosta
Senior Project Manager



Lake Oswego Middle School

Project Status Report

**2021 Funding
Lake Oswego Middle School
Replacement Project**

Project Manager
Gabe Acosta

Project Coordinator
Jamie Harnish

Replacement of buildings and site redevelopment of the Lake Oswego Middle School

Status at a Glance:

Status Item	As Planned	Caution	Requires Resolution
Budget	X		
Schedule	X		
Stakeholders	X		
Equity	X		

Legend:

	Moving along well, no significant concerns at this time.
	Resolution may impact cost or schedule.
	Requires attention and resolution.

Design and Construction Schedule:

	Start	Finish
Design	2/2022	Summer 2023
Construction	6/2024	8/2026

Status Summary:

- Robinson Construction has mobilized, and most permits are issued
- Moves have been completed, and some items and devices from the old school have been salvaged
- Abatement is underway and will transition to the building demotion crew in phases
- Site grading and some demotion is underway
- Submittal process is in full swing
- Work in the right-of-way (Country Club Road) is planned to be completed this summer prior to school starting
- A temporary tent gym/space is planned to be added to the Uplands site for LOJ use during the construction of LOMS

Project Manager’s Notes:

- Project is on schedule and will allow for early procurement of materials and equipment
- Temp Gym is currently in the permitting process, and design is nearly complete

Design Team:
BRIC Architecture

Construction Team:
Robinson Construction

Reporting Status Period:
July 2024

Daniel Camacho
Project Manager



Lakeridge Middle School Garden Planter Boxes

Palisades Elementary Renovations
Playground & Garden Upgrades
Elementary Schools HVAC Retrofit

Project Status Reports

2021 Funding Palisades Elementary Renovations

Project Manager
Daniel Camacho

Project Coordinator
Jamie Harnish

Deferred maintenance renovation with Safety & Security, STEM/STEAM space, and Seismic Upgrades

Status at a Glance:

Status Item	As Planned	Caution	Requires Resolution
Budget	X		
Schedule	X		
Stakeholders	X		
Equity	X		

Legend:

	Moving along well, no significant concerns at this time.
	Resolution may impact cost or schedule.
	Requires attention and resolution.

Design and Construction Schedule:

	Start	Finish
Design	9/2023	1/2024
Permitting	1/2024	4/2024
Construction	6/2024	9/2024

Status Summary:

Phase 2:

- Mechanical and plumbing upgrades continue, including all new domestic water piping, insulation of new and existing pipe, upgrades to restroom fixtures, and installation of new unit ventilators providing heating and cooling in classrooms
- Electrical and IT upgrades include new IDF and MDF rooms, new cable trays throughout the entire school supporting the majority of overhead cabling and new lighting in hallways and admin areas
- Pending construction items include exterior painting, new exterior doors, excavation for chiller location, retaining wall and chiller install, additional IT scope, new flooring and ceiling installation

Design Team:

Soderstrom Architects

Construction Team:

First Cascade Corporation

Reporting Status Period:
July 2024




2021 Funding Playground & Garden Upgrades

Upgrading playgrounds and gardens for accessibility, innovation, and sustainability

Status at a Glance:

Status Item	As Planned	Caution	Requires Resolution
Budget	X		
Schedule	X		
Stakeholders	X		
Equity	X		

Legend

	Moving along well, no significant concerns at this time.
	Resolution may impact cost or schedule.
	Requires attention and resolution.

Design and Construction Schedule:

	Start	Finish
Design	1/2024	3/2024
Construction	6/2024	9/2024

Status Summary:

- Westridge Elementary School: Playground
 - Asphalt work scheduled for 8/1 – 8/5
 - Playground equipment ordered – expected delivery in mid-August
 - New playground equipment install projected to start mid-August
- Lakeridge Middle School: Outdoor Learning Space - Greenhouse/Gardens
 - Greenhouse ordered
 - Pending proposals for electrical scope, gardening equipment procurement
 - Permitting for new greenhouse in progress
 - Initial construction of garden beds, walking paths, and circle garden underway
 - Greenhouse install pending permitting process

Design Team:

Wildwood Playground – Westridge Elementary
LMS Staff & Parents – Lakeridge Middle School

Construction Team:

TBD – Westridge Elementary
On Demand Excavating – Lakeridge Middle School

Reporting Status Period:
July 2024

2021 Funding Elementary Schools HVAC Retrofit

Addition of mechanical cooling to Hallinan, Oak Creek, Uplands, and Westridge Elementary Schools

Status at a Glance:

Status Item	As Planned	Caution	Requires Resolution
Budget	X		
Schedule	X		
Stakeholders	X		
Equity	X		

Legend:

	Moving along well, no significant concerns at this time.
	Resolution may impact cost or schedule.
	Requires attention and resolution.

Design and Construction Schedule:

	Start	Finish
Design	8/2024	11/2024
Construction	5/2025	9/2025

Status Summary:

- Design services RFP process completed. Notice of Intent to Award distributed to participating firms on July 25. Sazän Group was the selected firm based on the review committee's scoring. The district is in contract negotiations with Sazän Group

Project Manager's Notes:

- Project scheduled to go out for bid mid-November, pending completion of construction documents

Design Team:

Sazän Group

Construction Team:

TBD

*Reporting Status Period:
July 2024*

Diana Kessler
Senior Project Manager



River Grove Elementary School Replacement

Project Status Report

2021 Funding
River Grove Elementary
School Replacement

Replacement of building and site redevelopment of the River Grove Elementary School

Status at a Glance:

Status Item	As Planned	Caution	Requires Resolution
Budget	X		
Schedule	X		
Stakeholders	X		
Equity	X		

Legend:

	Moving along well, no significant concerns at this time.
	Resolution may impact cost or schedule.
	Requires attention and resolution.

Design and Construction Schedule:

	Start	Finish
Design	9/2021	1/2022
Permitting	6/2022	12/2022
Construction	11/1/2022	2/2024

Status Summary:

Phase 2: Building Construction Project continues:

- exterior window (sliders) install complete including security
- kitchen equipment installation complete, Health Department approval complete
- exterior fencing ongoing
- wood benches at entry need sealer
- furniture delivery and installation ongoing
- landscape plantings and maintenance ongoing
- building system testing ongoing
- Commissioning of all systems nearing completion
- Glu lam beams end caps installed
- Building “sign-off” for occupancy is complete, awaiting final Stormwater EOR sign-off for Planning/City Engineer sign-off

Project Manager’s Notes:

Project is nearing completion. The city has granted a Temporary Certificate of Occupancy

Design Team:

Arcadis Architects

Construction Team:

Building Package - Triplett Wellman, Inc.

Food Service Equipment Package Project:

Smith and Greene Company

Reporting Status Period:
July 2024

Program Cost Summary 2021 Capital Bond Program

LOSD 2021

Building our future,
together

Project Name	Original Budget	Approved Budget Changes	Current Budget	Current Commitments	Actuals Approved	Estimate at Completion	Forecasted Over/(Under)
2021 Program	7,000,000	2,227,000	9,227,000	4,254,163	3,966,737	9,227,000	0
IA - IMPROVE ACCESSIBILITY	2,859,000	(700,000)	2,159,000	0	0	2,159,000	0
IA – McEwan Sidewalks	0	200,000	200,000	107,690	6,215	200,000	0
IA - Playground & Garden Upgrades	0	500,000	500,000	374,891	199,602	500,000	0
LOMS - LAKE OSWEGO MIDDLE SCHOOL	88,775,000	(3,775,000)	85,000,000	75,820,654	9,548,101	85,000,000	0
MC - MODERNIZE CLASSROOMS	9,403,000	(7,973,236)	1,429,764	0	0	1,429,764	0
MC - LOHS Science Labs	0	6,440,000	6,440,000	6,189,655	1,047,449	6,440,000	0
MC - LHS Science Labs	0	6,438,000	6,438,000	4,706,789	1,255,403	6,438,000	0
MC - Technology Infrastructure	0	3,873,236	3,873,236	3,547,332	2,933,169	3,873,236	0
PCR - PRIORITY CAPITAL REPAIRS	12,321,000	(3,900,000)	8,421,000	44,304	9,731	8,421,000	0
PCR - Districtwide Flooring	0	800,000	800,000	596,900	596,900	800,000	0
PCR – Elementary Schools HVAC Retrofit	0	100,000	100,000	104	104	100,000	0
PCR - Palisades Elementary Renovation	8,560,000	4,000,000	12,560,000	11,365,547	8,322,501	12,560,000	0
PCR - Uplands Modulars	0	3,000,000	3,000,000	2,948,010	2,934,584	3,000,000	0
RG - RIVER GROVE ELEMENTARY REPLACEMENT	48,230,000	4,770,000	53,000,000	52,360,467	51,419,076	53,000,000	0
SS - SAFE & SECURE CAMPUSES	2,852,000	0	2,852,000	423,696	374,421	2,852,000	0
Grand Totals	180,000,000	16,000,000	196,000,000	162,740,203	82,613,904	196,000,000	0

KEY: 2021 FUNDING “BUCKETS”

IA: Improve Accessibility

LOMS: Lake Oswego Middle School

MC: Modernize Classrooms

PCR: Priority Capital Repairs

RG: River Grove Elementary Replacement

SS: Safe & Secure Campuses

As of:
July 31, 2024

Project Report By Cost Type 2021 Capital Bond Program

LOSD 2021

Building our future,
together

Project Name	Original Budget	Approved Budget Changes	Current Budget	Current Commitments	Actuals Approved
2021 Program	7,000,000	2,227,000	9,227,000	4,254,163	3,966,737
Cost Type with Description: 20 - Project Contingencies	803,250	1,899,575	2,702,825	0	0
Cost Type with Description: 30 - Professional Services	161,700	186,931	348,631	222,687	93,851
Cost Type with Description: 40 - Owner's Costs	6,035,050	140,494	6,175,544	4,031,476	3,872,886
IA - Improve Accessibility	2,859,000	(700,000)	2,159,000	0	0
Cost Type with Description: 10 - Construction	2,400,000	(2,400,000)	0	0	0
Cost Type with Description: 20 - Project Contingencies	459,000	1,700,000	2,159,000	0	0
Cost Type with Description: 30 - Professional Services	0	0	0	0	0
Cost Type with Description: 40 - Owner's Costs	0	0	0	0	0
IA - McEwan Sidewalks	0	200,000	200,000	107,690	6,125
Cost Type with Description: 10 - Construction	0	0	0	0	0
Cost Type with Description: 20 - Project Contingencies	0	92,310	92,310	0	0
Cost Type with Description: 30 - Professional Services	0	107,690	107,690	107,690	6,125
Cost Type with Description: 40 - Owner's Costs	0	0	0	0	0
IA - Playground & Garden Upgrades	0	500,000	500,000	374,891	199,602
Cost Type with Description: 10 - Construction	0	191,245	191,245	191,245	137,245
Cost Type with Description: 20 - Project Contingencies	0	124,859	124,859	0	0
Cost Type with Description: 30 - Professional Services	0	57,300	57,300	57,300	3,750
Cost Type with Description: 40 - Owner's Costs	0	126,596	126,596	126,346	58,607

As of:
July 31, 2024

Project Report By Cost Type 2021 Capital Bond Program

LOSD 2021

Building our future,
together

Project Name	Original Budget	Approved Budget Changes	Current Budget	Current Commitment	Actuals Approved
LOMS – Lake Oswego Middle School	88,775,000	(3,775,000)	85,000,000	75,820,654	9,548,101
Cost Type with Description: 10 - Construction	70,199,680	(3,855,165)	66,344,515	66,344,515	2,043,299
Cost Type with Description: 20 - Project Contingencies	6,715,877	(484,552)	6,231,325	0	0
Cost Type with Description: 30 - Professional Services	7,997,313	328,393	8,325,706	7,991,116	6,166,673
Cost Type with Description: 40 - Owner's Costs	3,862,130	236,325	4,098,455	1,485,024	1,338,129
MC – Modernize Classroom	9,403,000	(7,973,236)	1,429,764	0	0
Cost Type with Description: 10 - Construction	7,600,000	(6,170,236)	1,429,764	0	0
Cost Type with Description: 20 - Project Contingencies	1,803,000	(1,803,000)	0	0	0
Cost Type with Description: 30 - Professional Services	0	0	0	0	0
Cost Type with Description: 40 - Owner's Costs	0	0	0	0	0
MC - LOHS Science Labs	0	6,440,000	6,440,000	6,189,655	1,047,449
Cost Type with Description: 10 - Construction	0	4,700,000	4,700,000	4,700,000	263,300
Cost Type with Description: 20 - Project Contingencies	0	150,214	150,214	0	0
Cost Type with Description: 30 - Professional Services	0	913,883	913,883	911,468	687,906
Cost Type with Description: 40 - Owner's Costs	0	675,903	675,903	578,187	96,243
MC - LHS Science Labs	0	6,438,000	6,438,000	4,706,789	1,255,403
Cost Type with Description: 10 - Construction	0	3,392,000	3,392,000	3,392,000	621,673
Cost Type with Description: 20 - Project Contingencies	0	1,459,291	1,459,291	0	0
Cost Type with Description: 30 - Professional Services	0	918,343	918,343	918,343	533,362
Cost Type with Description: 40 - Owner's Costs	0	668,366	668,366	396,446	100,369

As of:
July 31, 2024

Project Report By Cost Type

2021 Capital Bond Program

LOSD 2021

Building our future,
together

Project Name	Original Budget	Approved Budget Changes	Current Budget	Current Commitments	Actuals Approved
MC - Technology Infrastructure	0	3,873,236	3,873,236	3,547,332	2,933,169
Cost Type with Description: 10 - Construction	0	250,000	250,000	140,470	25,363
Cost Type with Description: 20 - Project Contingencies	0	216,374	216,374	0	0
Cost Type with Description: 30 - Professional Services	0	40,128	40,128	40,128	0
Cost Type with Description: 40 - Owner's Costs	0	3,366,734	3,366,734	3,366,734	2,907,806
PCR - Priority Capital Repairs	12,321,000	(3,900,000)	8,421,000	44,304	9,731
Cost Type with Description: 10 - Construction	10,400,000	(4,506,500)	5,893,500	0	0
Cost Type with Description: 20 - Project Contingencies	1,921,000	562,196	2,483,196	0	0
Cost Type with Description: 30 - Professional Services	0	44,304	44,304	44,304	9,731
Cost Type with Description: 40 - Owner's Costs	0	0	0	0	0
PCR - Districtwide Flooring	0	800,000	800,000	596,900	596,900
Cost Type with Description: 10 - Construction	0	537,042	537,042	537,042	537,042
Cost Type with Description: 20 - Project Contingencies	0	197,622	197,622	0	0
Cost Type with Description: 30 - Professional Services	0	5,222	5,222	5,168	5,168
Cost Type with Description: 40 - Owner's Costs	0	60,115	60,115	54,690	54,690
PCR - Elementary Schools HVAC Retrofit	0	100,000	100,000	104	104
Cost Type with Description: 10 - Construction	0	0	0	0	0
Cost Type with Description: 20 - Project Contingencies	0	99,896	99,896	0	0
Cost Type with Description: 30 - Professional Services	0	0	0	0	0
Cost Type with Description: 40 - Owner's Costs	0	104	104	104	104

As of:
July 31, 2024

Project Report By Cost Type

2021 Capital Bond Program

LOSD 2021

Building our future,
together

Project Name	Original Budget	Approved Budget Changes	Current Budget	Current Commitments	Actuals Approved
PCR – Palisades Elementary Renovation	8,560,000	4,000,000	12,560,000	11,365,547	8,322,501
Cost Type with Description: 10 - Construction	6,700,000	2,413,901	9,113,901	9,113,901	6,289,575
Cost Type with Description: 20 - Project Contingencies	458,132	555,674	1,013,806	0	0
Cost Type with Description: 30 - Professional Services	1,152,340	303,874	1,456,214	1,322,865	1,155,265
Cost Type with Description: 40 - Owner's Costs	249,528	726,550	976,078	928,780	877,661
PCR - Uplands Modulars	0	3,000,000	3,000,000	2,948,010	2,934,584
Cost Type with Description: 10 - Construction	0	2,928,610	2,928,610	2,928,610	2,922,010
Cost Type with Description: 20 - Project Contingencies	0	49,075	49,075	0	0
Cost Type with Description: 30 - Professional Services	0	9,583	9,583	6,668	6,668
Cost Type with Description: 40 - Owner's Costs	0	12,732	12,732	12,732	5,906
RG - River Grove Elementary Replacement	48,230,000	4,770,000	53,000,000	52,360,467	51,419,076
Cost Type with Description: 10 - Construction	39,000,000	5,174,830	44,174,830	44,174,830	43,636,006
Cost Type with Description: 20 - Project Contingencies	2,579,739	(2,253,489)	326,250	0	0
Cost Type with Description: 30 - Professional Services	4,581,550	238,013	4,819,563	4,710,319	4,541,426
Cost Type with Description: 40 - Owner's Costs	2,068,711	1,610,646	3,679,357	3,475,319	3,241,644
SS - Safe & Secure Campuses	2,852,000	0	2,852,000	423,696	374,421
Cost Type with Description: 10 - Construction	2,340,000	0	2,340,000	214,970	177,155
Cost Type with Description: 20 - Project Contingencies	512,000	(208,727)	303,273	0	0
Cost Type with Description: 30 - Professional Services	0	30	30	30	30

As of:
July 31, 2024

SS - Safe & Secure Campuses Continued	2,852,000	0	2,852,000	313,968	299,225
Cost Type with Description: 40 - Owner's Costs	0	208,697	208,697	208,697	197,237
Grand Totals	180,000,000	16,000,000	196,000,000	162,740,203	82,613,904

*As of:
July 31, 2024*

*Budget Transfers Current Period
2021 Capital Bond Program*

**LOSD
2021**

Building our future,
together

Project	Description	Transfer Amount	Current Budget	Estimate at Completion	Forecasted Over/ (Under)
Improve Accessibility	Transfer to McEwan Sidewalk project to establish initial budget	(200,000)	2,159,000	2,159,000	
McEwan Sidewalk	Transfer from Improve Accessibility to fund to establish initial budget	200,000	200,000	200,000	

*As of:
July 31, 2024*