

## MySAEBRS Administration Steps:



Students 2nd grade and above complete the MySAEBRS assessment, and typically complete in about 3 minutes.

- Elementary students will complete in their classroom
- MS and HS students will complete during their SPARC time.



Students login to the Illuminate Student Portal: <https://isddata.illuminatehc.com>

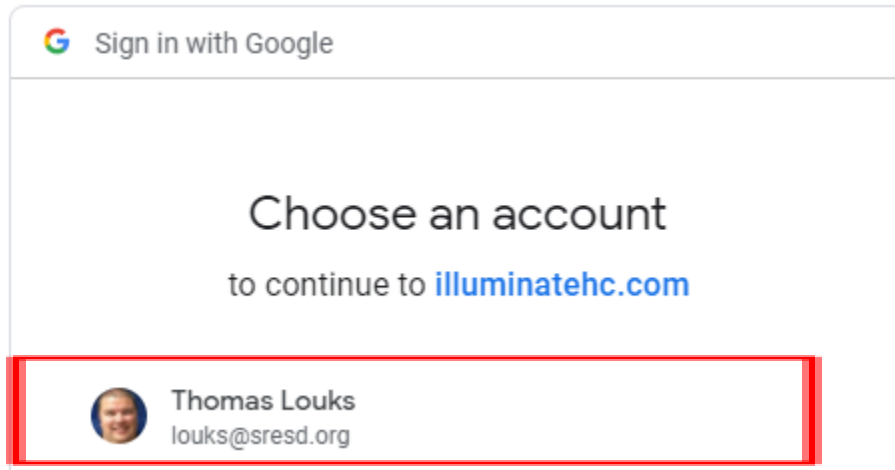
- District Tech has pushed the link to the “Toolboxes” tabs:

A screenshot of a web page titled "Middle School Toolbox" with a purple header. Below the header is a list of links. A red box highlights the following links: "How to Improve Student Grades", "Illuminate Student Portal", "Internet Safety", and "Library". Other visible links include "COVID19 - BMS/BHS Continuity of Learning Plan - Teacher Roster", "BMS - Perception Survey 2019-20 - Middle School Students - Closed 01/22/2020", "Annual Education Reports (AER)", "Athletic Office", "Attendance Office", "BAS Athletic Handbook 2021-22", "Byron Middle School Office", "Byron Middle School Student Handbook 2021-22", "Google Drive", "Homecoming Week 2018 - updated 09/26/18", "Library Resources", "Menus - Breakfast/Lunch", "Moodle", "Outlook Live Email", "PowerSchool - Grades/Attendance", "Staff Directory", "Suggested School Supplies", "Summer Academic Resources", and "The Eagle Code".

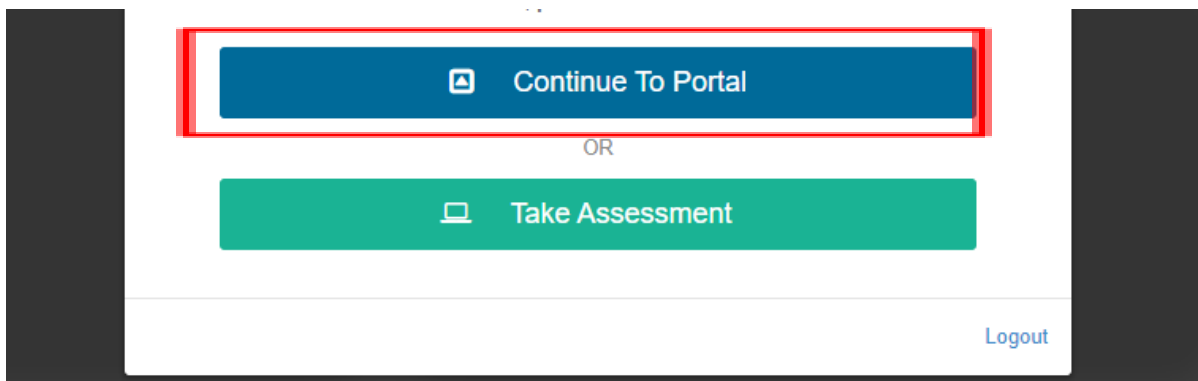
- Student selects, “Sign in with Google”

A screenshot of the Illuminate Student Portal login page. The page has a black header with the "illuminate education" logo. The main content area is light gray. On the right side, there is a white login form with fields for "Username:" and "Password:". Below these fields are three buttons: "Login" (blue), "Create Account" (green), and "Forgot Password" (gray). At the bottom of the form, there is a red box containing the text "Log in with Google if you're a student:" and a red "Sign in with Google" button.

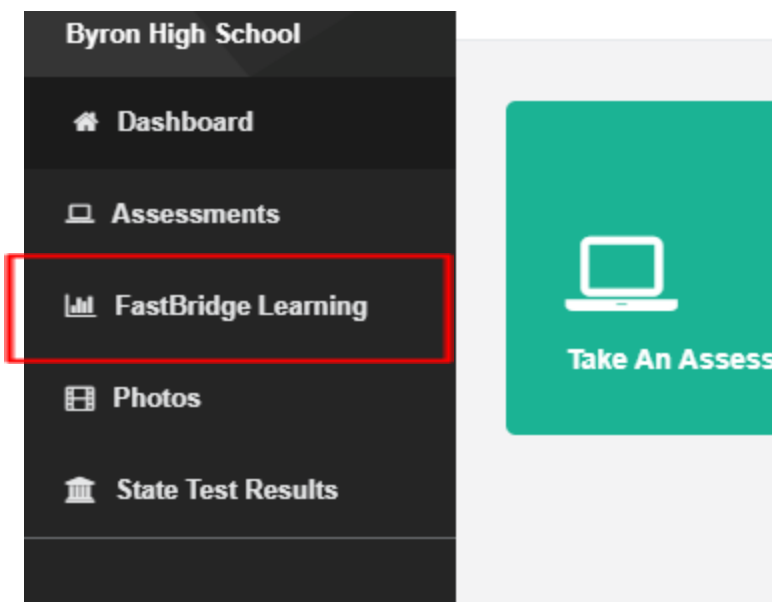
- Student will select their school Google Account to connect to:



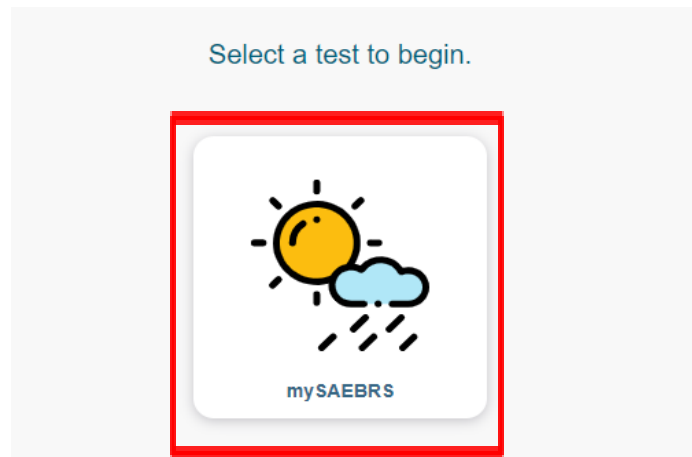
- Student Portal will load to this page:
  - Select: **“Continue to Portal”**



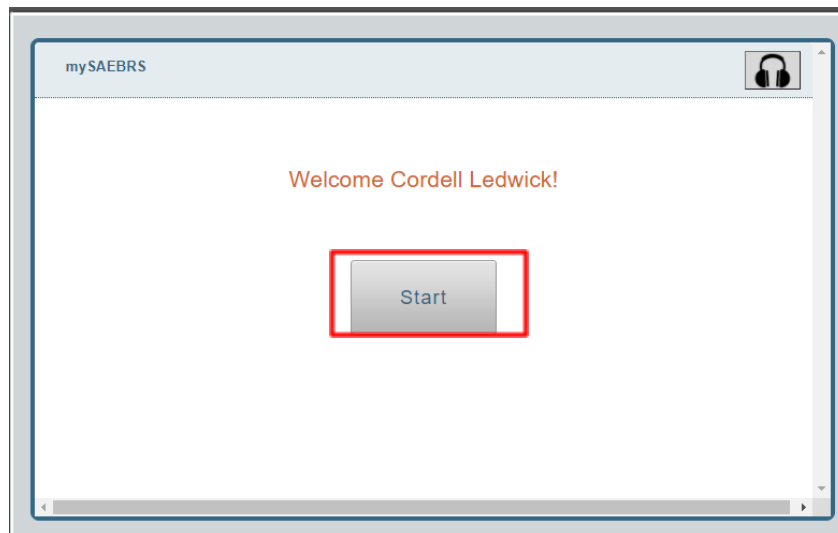
- Next, Student will select **“FastBridge Learning”**



- The screen will redirect automatically to FastBridge, and students will only have one test to select from (**mySAEBRS**):



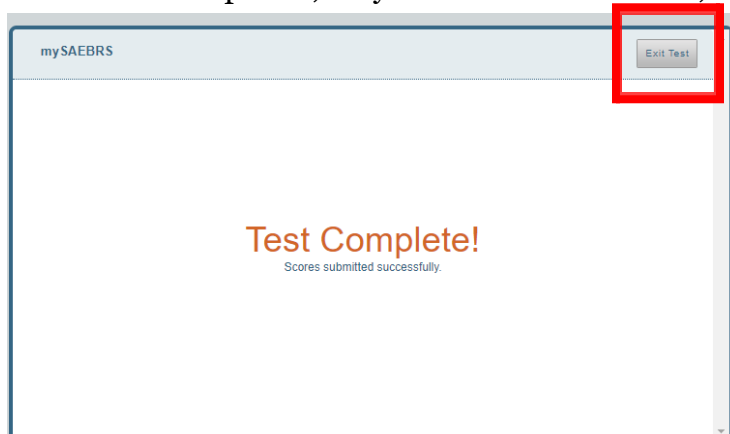
- Students will see a welcome screen with directions read to them, select “**Start**”:



- Each question will be read to the student, and can be repeated by clicking on the headphones.  
**NOTE:** audio is enabled and cannot be turned off, please utilize headphones or students can turn off device speaker:



- After all questions have been completed, they will click “**Exit Test**”, and close the window:



Student has completed the mySAEBRS assessment!