

Infinite Campus Parent Portal Setup



Step 1: Visit parent portal activation webpage.



https://campus.rabun.k12.ga.us/campus/K12_Custom/cParent/index.jsp?appName=rabun

A screenshot of the "Parent Portal Activation" webpage. The page has a green header with the "Infinite Campus" logo on the left and the text "Parent Portal Activation" on the right. Below the header is a white form area with a red "Campus Portal" button. The form contains several input fields: "Student First Name", "Student Last Name", "Grade Level (in 2024)" (a dropdown menu with "PK" selected), "Student Number", "Last 4 Digits of Student SSN", and "Student Birthdate" (with a calendar icon). A blue "Submit" button is at the bottom of the form.

****Note:** You will need to enter the following for **one** of your students:

- student first and last name
- student grade level
- student lunch number
- last four digits of the SSN
- student birthdate

After entering each field, click Submit.



Step 2: Copy and enter the activation key.



Name	Username/Activation Key
<input type="text"/>	GUID: E <input type="text"/> 5
<input type="text"/>	GUID: E <input type="text"/> 960A-3

←

Copy the activation key displayed.

Click to enter the activation key manually.

****Note: Employees of Rabun County Schools** may see a username instead of a GUID or activation key. This indicates that there is already an active Infinite Campus account.

Employees may sign-in with the displayed username and corresponding password to view personal student data.

Employees proceed to step 4.



Step 2: Copy and enter GUID

A screenshot of the Infinite Campus user activation interface. The page has a green header with the "Infinite Campus" logo. Below the header, the text "New User?" is displayed. Underneath, there is a paragraph: "Activate your Campus Portal account by entering the activation key sent to you by your district." This is followed by another paragraph: "If you do not have an activation key, please contact your district to obtain one." Below this is a label "Activation Key *" and a white text input field. A red arrow points to the input field. At the bottom of the form area, there is a blue "Submit" button and a blue link labeled "Back to Login".

Paste the activation key into the field. Click on the Submit button to continue.



Step 3: Create parent username/password.

A screenshot of the Infinite Campus web interface for creating a parent account. The page has a green header with the Infinite Campus logo. The main content area is white and contains the following elements:

- Title: "Create Campus Parent Account"
- Greeting: "Welcome [blurred name]"
- Username field: Labeled "Username *", contains a blurred name, and has a green bar at the bottom indicating it is acceptable.
- Password field: Labeled "Password *", contains masked characters (dots), and has a blue information icon to its right.
- Confirm Password field: Labeled "Confirm Password *", contains masked characters (dots), and has a red border around it.
- Error message: A red icon and text below the confirm password field stating "Confirm Password does not match Password".
- Password Strength: A green progress bar at the bottom of the form is filled to 100%.
- Submit button: A large blue button with the text "Submit".
- Back to Login link: A smaller blue link below the submit button.

Create a username and password.

Acceptable passwords will be indicated with a green bar.

Click Submit.



Step 4: Login! Use the URL below or mobile app.



<http://campus.rabun.k12.ga.us/>

Student Information System

Information about the mobile app is next.

Single Sign-On (SSO)

or

Username: **(Required)**

Password: **(Required)**

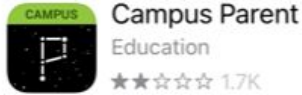
Log In



Frequently Asked Questions

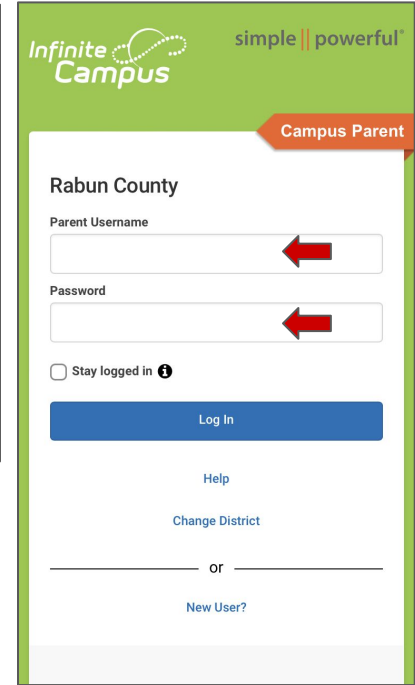
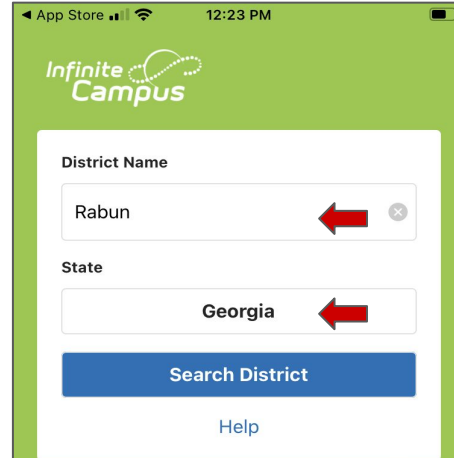
Is there a mobile app?

Yes. It's free and available for both Android and Apple iOS.



After downloading the mobile app, enter "Rabun" for the district and GA for the state at setup.

Next, sign into the app using the username/password set at the beginning of this presentation.



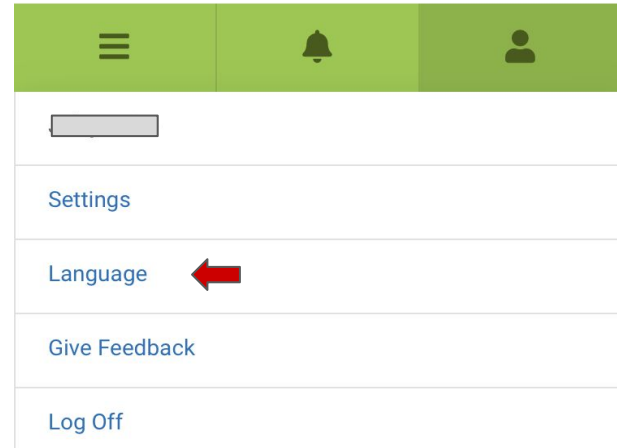
Frequently Asked Questions

Do students need to set this up?

No. Students access Infinite Campus through ClassLink, a single sign-on solution presented to them at sign-in on their school device.

How can I change the language on the app?

Click the person icon at the top right.
Click Language.



Thanks for watching!

