

# ANNUAL **REPORT 2024**

San Diego County Office of Education  
Charter School Services  
[charterschools@sdcoe.net](mailto:charterschools@sdcoe.net)  
[www.sdcoe.net/charter](http://www.sdcoe.net/charter)



# WELCOME TO OUR YEARLY **ANNUAL REPORT**



Welcome to our exceptional school, Classical Academy Vista, a proud recipient of the prestigious California Distinguished School award, symbolizing our unwavering commitment to academic excellence and student success. As you step into our vibrant community, you enter a realm where innovation, creativity, and achievement converge to shape a dynamic learning environment.

Our dedication to the Arts, Music, and Technology stands as a cornerstone of our educational philosophy. The arts inspire creativity, fostering a holistic approach to learning, while music enriches the soul and refines cognitive skills. Our cutting-edge technology integration equips students with the tools needed for the challenges of the modern world, ensuring they thrive in an ever-evolving landscape. At the heart of our success is our commitment to personalized learning, recognizing the unique strengths and aspirations of each student. Through tailored educational experiences, we empower learners to reach their full potential, instilling a lifelong love for learning.

Furthermore, our implementation of the Multi-Tiered System of Supports (MTSS) exemplifies our dedication to addressing the diverse needs of every student. This comprehensive framework ensures that every learner receives the necessary interventions and support, fostering an inclusive and equitable educational experience.

Welcome to a place where success is not just celebrated; it is a way of life!

# TABLE OF CONTENTS

CHARTER SCHOOL INFORMATION	1
Mission Statement	1
Our Vision	1
School Information	1
School Authorization	1
School Leadership	1
PHYSICAL LOCATIONS	2
EXECUTIVE SUMMARY	3
GOVERNANCE	4
The Governing Board	4
Strategic Priorities	4
HIGHLIGHTS	5
OUR STUDENTS	6
Student Enrollment and Retention	6
Demographic and Subgroup Information	6
STUDENT ACHIEVEMENT	7
California Assessment of Student Performance and Progress (CAASPP)	7
English Language Arts (CAASP)	7
Mathematics (CAASP)	7
CAASPP Test Results at a Glance	8
New School Name	8
State of California	8
California School Dashboard	9
English Language Arts	9
Mathematics	9
English Learner Progress	10
Chronic Absenteeism	10
Suspension Rate	10
FINANCE	11
Financial Overview	11
Fund Balance and Economic Uncertainties	11
Current Budget	12
SCHOOL AUTHORIZER	13

# CHARTER SCHOOL **INFORMATION**

## MISSION STATEMENT

The Mission of The Classical Academies is to partner with parents to inspire each student to think critically, communicate effectively, and achieve excellence by providing academic choice.

## OUR VISION

To passionately serve, respectfully communicate, and joyfully partner for student success.

## SCHOOL INFORMATION

<b>Name:</b>	Classical Academy Vista
<b>Website:</b>	<a href="http://www.classicalacademy.com">www.classicalacademy.com</a>
<b>Email:</b>	<a href="mailto:info@classicalacademy.com">info@classicalacademy.com</a>
<b>Phone:</b>	(760) 842-8000

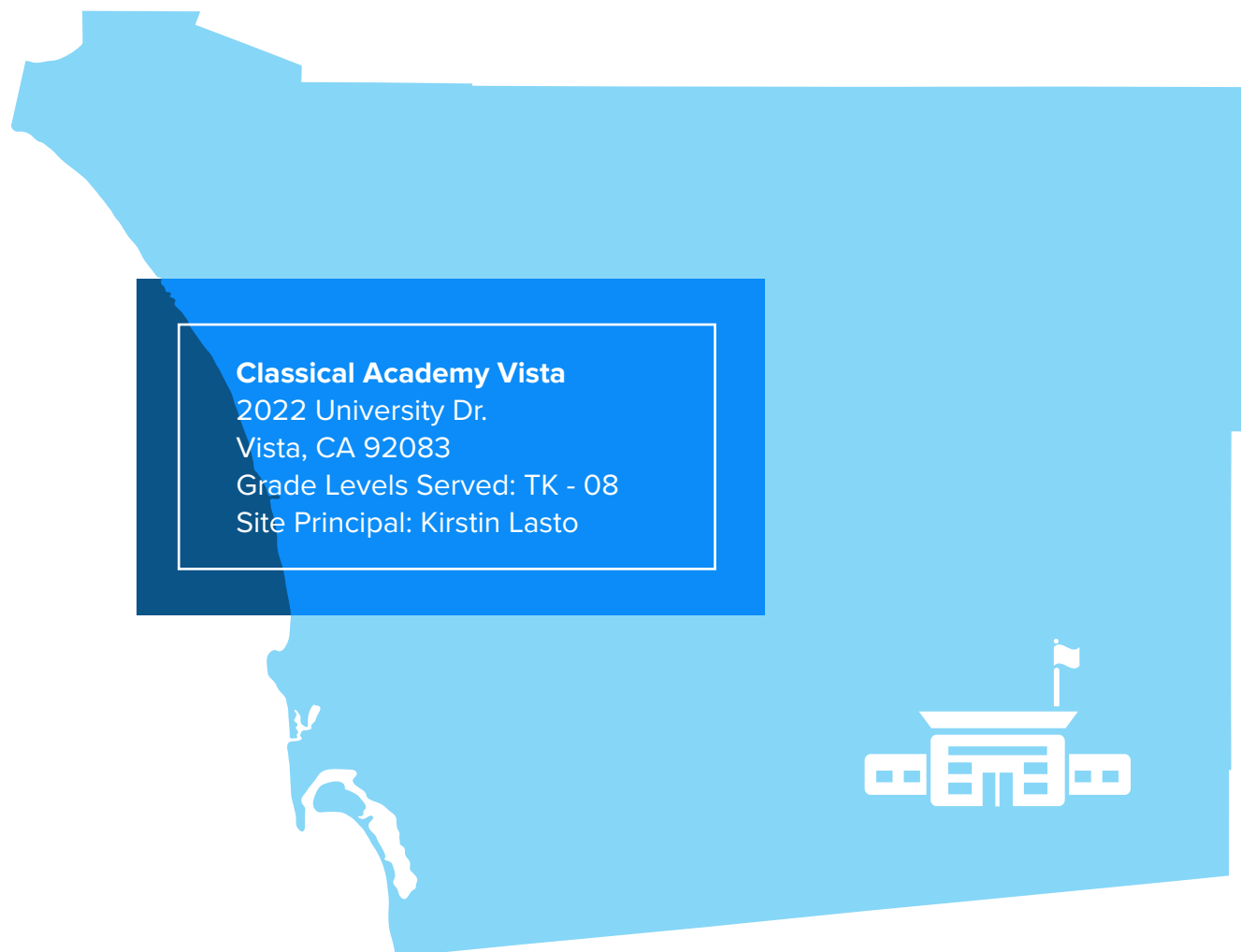
## SCHOOL AUTHORIZATION

<b>Current Charter Term:</b>	July 1, 2021 - June 30, 2027
<b>CDS Code:</b>	37103710138404
<b>California Charter Number:</b>	2016
<b>School Accountability Report Card:</b>	2022-23 SARC

## SCHOOL LEADERSHIP

<b>Executive Director/CEO:</b>	Cameron Curry
<b>Chief Operations Office (COO):</b>	Mark Kalpakgian
<b>School Leader:</b>	Kirstin Lasto
<b>Assistant Leader (VP):</b>	Julie Weber

# PHYSICAL LOCATIONS



# EXECUTIVE SUMMARY

In the 2023-2024 school year we are very proud of achieving the prestigious designation of a California Distinguished School. This recognition is a testament to our commitment to academic excellence, innovative teaching practices, and a supportive learning environment.

We recognize the invaluable role parents play in a child's education. Our school is committed to fostering a strong partnership with parents through open communication, collaborative decision-making, and involvement in their child's learning journey. This partnership ensures a supportive home-school connection, enhancing the overall educational experience for our students.

We have fostered a strong culture of collaboration between general education, intervention, and special education. This synergistic approach allows us to address diverse learning needs effectively, ensuring every student receives support to thrive academically and socially.

Our commitment to personalized learning sets us apart. We recognize that each student has unique strengths and challenges and provide tailored instructional strategies, differentiated assessments, and individualized support to ensure that every student can progress at their own pace and reach their full potential.

While celebrating our successes, we acknowledge the challenges we currently face, including the emergence of new behavior challenges this year, ongoing efforts to fill pandemic-related learning gaps, and the need for continuous improvement. To address these challenges, we are actively exploring a character development program for next year. We are implementing vertical teams strategically to enhance communication and coordination across grade levels and ensure targeted support for evolving student needs.

We are particularly excited about several initiatives that showcase our dedication to innovation and student well-being. The introduction of a new 6th-grade program signifies our commitment to comprehensive education. This program is designed to provide a supportive and enriching environment with cross curricular content in history and language arts setting the stage for their academic and personal growth as students enter middle school.

We have opened our new playground that not only enhances recreational opportunities but also symbolizes our commitment to providing a stimulating and enjoyable learning environment. This space promotes physical activity, social interaction, and creative play, addressing the whole child. There is a garden in place with citrus trees and avocados to teach gardening and healthy eating choices.

Our commitment to the Multi-Tiered System of Supports (MTSS) shows dedication to addressing diverse student needs. We are excited about the continued progress in implementing MTSS, ensuring that every student receives the appropriate level of support to succeed academically, socially, and emotionally.





# GOVERNANCE

## THE GOVERNING BOARD



**Mark Reardon**

President

Term: 2023-27



**Paul Donovan Jr.**

Secretary

Term: 2023-27



**Angie Mostellar**

Treasurer

Term: 2023-27



**Mark Donar**

Member

Term: 2021-25



**Valerie Jauregui**

Member

Term: 2022-26

## STRATEGIC PRIORITIES

Our Strategic Plan revolves around the Local Control and Accountability Plan (LCAP) goals, with a primary focus on ensuring the holistic development of our students from Transitional Kindergarten (TK) to 8th grade. Our first objective is to guarantee that every student demonstrates consistent academic growth and proficiencies, equipping them with the skills and knowledge needed to transition seamlessly into high school. By tailoring our curriculum to individual learning needs, fostering critical thinking, and implementing effective teaching strategies, we aim to empower students for success in their academic journey.

Furthermore, we recognize the vital role of parents and community partners in supporting our students. Our plan emphasizes active engagement with parents and community stakeholders through education, transparent communication, and collaborative initiatives. By fostering strong partnerships, we aim to create a supportive network that contributes to the social and emotional success of our students.

In alignment with our commitment to student well-being, our maintenance goal focuses on providing a conducive learning environment. We pledge to ensure that students have access to an engaging, safe, clean, and healthy educational setting. This includes ongoing efforts to enhance facilities, implement safety measures, and create an atmosphere that promotes both physical and mental well-being.

Through the alignment of LCAP goals and a comprehensive strategic plan, we aspire to cultivate an educational environment that not only meets academic standards but also nurtures well-rounded individuals prepared for the challenges of high school and beyond.

## HIGHLIGHTS

### P2 ADA

**621.36**

### DASHBOARDS



### LINK



### REQ REU

**4%**

### OPERATING SINCE

■ 2011



### TOTAL ENROLLMENT

**616**

### SUBGROUP INFO

- EL = **0.8%**
- Foster = **0.2%**
- Homeless = **0.0%**
- Migrant = **0.0%**
- Students with Disabilities = **15.3%**
- Socioeconomically Disadvantaged = **30.0%**



### FUND BALANCE

**21.34%**

### ACTUAL UNRESTRICTED FUND BALANCE

**\$1.58 mil**

Data source: The highlights page features the latest available data, including current fiscal year 2023-24 figures for enrollment, P2 ADA, and subgroups, alongside unaudited financial metrics from the 2022-23 fiscal year.



# OUR STUDENTS

## STUDENT ENROLLMENT AND RETENTION

School Year	TK-K	1	2	3	4	5	6	7	8	9	10	11	12	Total
2020-21	87	86	79	79	81	78	68	78	62	0	0	0	0	698
2021-22	82	55	77	65	72	81	74	67	70	0	0	0	0	643
2022-23	69	64	44	63	64	63	75	66	65	0	0	0	0	573
2023-24	64	66	68	46	61	71	66	87	87	0	0	0	0	616

Data source: CDE Data Quest

## DEMOGRAPHIC AND SUBGROUP INFORMATION

School Year	African American	American Indian or Alaska Native	Asian	Filipino	Hispanic or Latino	Pacific Islander	White	Two or More Races	Not Reported
2020-21	0.3%	0.0%	1.4%	0.7%	15.0%	0.0%	70.5%	11.2%	0.9%
2021-22	0.3%	0.2%	2.0%	0.8%	20.5%	0.2%	63.5%	10.9%	1.7%
2022-23	1.4%	0.0%	1.6%	0.5%	22.7%	0.0%	60.9%	10.3%	2.6%
2023-24	1.3%	0.0%	1.6%	0.5%	24.7%	0.0%	59.9%	8.9%	3.1%

School Year	English Learners	Foster Youth	Homeless Youth	Migrant Education	Students with Disabilities	Socioeconomically Disadvantaged
2020-21	0.4%	0.1%	0.0%	0.0%	10.3%	21.5%
2021-22	1.1%	0.0%	0.0%	0.0%	12.4%	25.0%
2022-23	0.9%	0.0%	0.0%	0.0%	12.7%	25.8%
2023-24	0.8%	0.2%	0.0%	0.0%	15.3%	30.0%

Data source: CDE Data Quest

# STUDENT **ACHIEVEMENT**

## CALIFORNIA ASSESSMENT OF STUDENT PERFORMANCE AND PROGRESS (CAASPP)

The **2019-20** data cells with (-) values indicate that the data is not available due to the COVID-19 pandemic and resulting summative test suspension. Executive Order N-30-20 waived the assessment, accountability, and reporting requirements for the 2019-20 school year.

The **2020-21** data cells with (-) values indicate that the data is not available due to the COVID-19 pandemic and lack of consistency in the assessment.

The results in these key areas for each subject are reported using the following three indicators: below standard, near standard, and above standard. The sum of the achievement level percentages may not add to 100% due to rounding.

### ENGLISH LANGUAGE ARTS (CAASPP)

School Year	CHARTER SCHOOL			STATE OF CALIFORNIA		
	# of Students Tested	Not Met/ Nearly Met	Met/ Exceeded	# of Students Tested	Not Met/ Nearly Met	Met/ Exceeded
<b>2019-20</b>	-	-	-	-	-	-
<b>2020-21</b>	-	-	-	743,626	50.99%	49.01%
<b>2021-22</b>	405	35.06%	64.94%	2,969,670	52.95%	47.06%
<b>2022-23</b>	389	34.96%	65.04%	2,960,990	53.34%	46.66%

### MATHEMATICS (CAASPP)

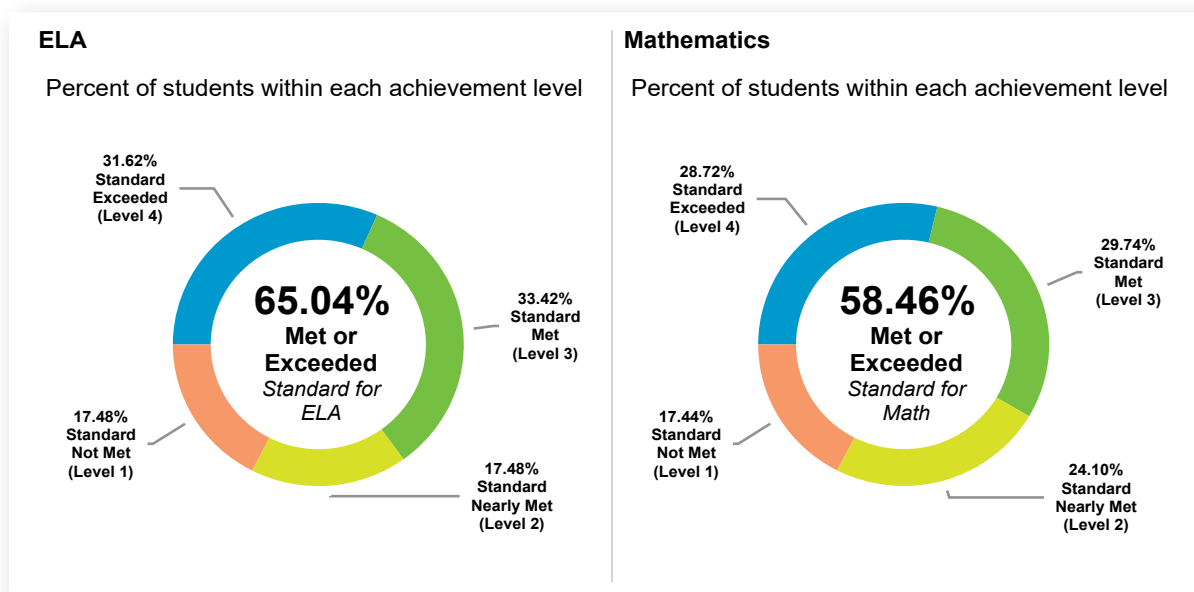
School Year	CHARTER SCHOOL			STATE OF CALIFORNIA		
	# of Students Tested	Not Met/ Nearly Met	Met/ Exceeded	# of Students Tested	Not Met/ Nearly Met	Met/ Exceeded
<b>2019-20</b>	-	-	-	-	-	-
<b>2020-21</b>	-	-	-	749,948	66.24%	33.76%
<b>2021-22</b>	405	44.94%	55.06%	2,973,472	66.62%	33.38%
<b>2022-23</b>	390	41.54%	58.46%	2,972,294	65.38%	34.62%

Data source: <https://caaspp-elpac.ets.org/>

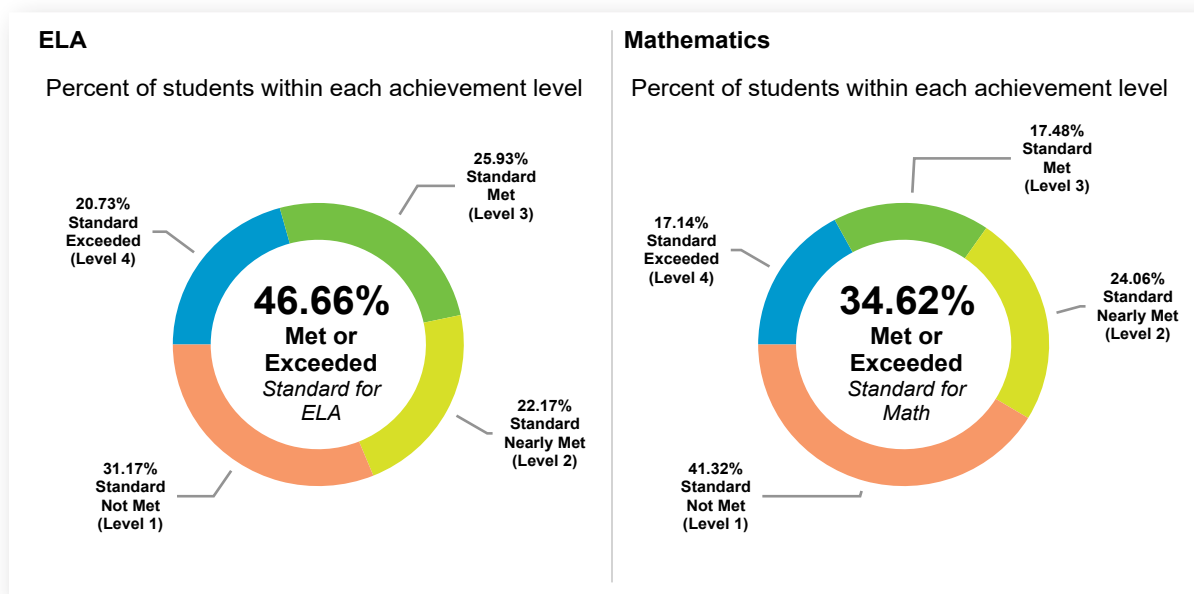
# STUDENT **ACHIEVEMENT**

## CAASPP TEST RESULTS AT A GLANCE

### CLASSICAL ACADEMY VISTA



### STATE OF CALIFORNIA



Data source: <https://caaspp-elpac.ets.org/>

■ STANDARD NOT MET: LEVEL 1 
 ■ STANDARD NEARLY MET: LEVEL 2 
 ■ STANDARD MET: LEVEL 3 
 ■ STANDARD EXCEEDED: LEVEL 4

# STUDENT **ACHIEVEMENT**

## CALIFORNIA SCHOOL DASHBOARD

Due to the COVID-19 pandemic, state law has suspended the reporting of state and local indicators on the 2020 and 2021 California School Dashboard. However, available data that would have been included in the Dashboard are reported on the Department of Education (CDE)'s website if they were determined to be valid and reliable. Information regarding the reporting status of data is available at CDE's [COVID-19 and Data Reporting](#) and [COVID-19 Accountability FAQs](#) webpages.

### ENGLISH LANGUAGE ARTS

School Year	CHARTER SCHOOL			STATE OF CALIFORNIA		
	Color	Distance from Standard	Distance Change	Color	Distance from Standard	Distance Change
2019-20		-	-		-	-
2020-21		-	-		-	-
2021-22	High	+ 35	-	Low	- 12.2	-
2022-23		+ 33.8	- 1.3		- 13.6	- 1.4

### MATHEMATICS

School Year	CHARTER SCHOOL			STATE OF CALIFORNIA		
	Color	Distance from Standard	Distance Change	Color	Distance from Standard	Distance Change
2019-20		-	-		-	-
2020-21		-	-		-	-
2021-22	High	+ 6.6	-	Low	- 51.7	-
2022-23		+ 14.8	+ 8.1		- 49.1	2.6

Data source: CA Dashboard

PERFORMANCE  
LEVELS:



BLUE  
(HIGHEST)



GREEN



YELLOW



ORANGE



RED  
(LOWEST)

# STUDENT **ACHIEVEMENT**

**Note:**

The state of California did not report data for the 2020 & 2021 school year.

## ENGLISH LEARNER PROGRESS

School Year	CHARTER SCHOOL		STATE OF CALIFORNIA	
	# of EL Students	% Making Progress Towards English Language Proficiency	# of EL Students	% Making Progress Towards English Language Proficiency
2019-20	-	-	-	-
2020-21	-	-	-	-
2021-22	< 11	No Data	785,734	50.3%
2022-23	< 11	No Data	829,209	48.7%

## CHRONIC ABSENTEEISM

School Year	CHARTER SCHOOL			STATE OF CALIFORNIA		
	Dashboard Color	% Chronically Absent	Change from Prior Year	Dashboard Color	% Chronically Absent	Change from Prior Year
2019-20		-	-		-	-
2020-21		-	-		-	-
2021-22	Low	2.8%	-	Very High	30.0%	-
2022-23		1.3%	- 1.6%		24.3%	- 5.7%

## SUSPENSION RATE

School Year	CHARTER SCHOOL			STATE OF CALIFORNIA		
	Dashboard Color	% Suspended	Change from Prior Year	Dashboard Color	% Suspended	Change from Prior Year
2019-20	No Color	0.0%	-		-	-
2020-21		-	-		-	-
2021-22	Very Low	0.3%	-	Medium	3.1%	-
2022-23		0.0%	- 0.3%		3.5%	+ 0.4%

Data source: CA Dashboard

PERFORMANCE  
LEVELS:



BLUE  
(HIGHEST)



GREEN



YELLOW



ORANGE



RED  
(LOWEST)



# FINANCE **2023-2024**

## FINANCIAL OVERVIEW

Classical Academy Vista ended the 2022-23 fiscal year with a surplus of \$549,233 and an ending fund balance of \$1.58 million, representing a reserve for economic uncertainties (REU) percentage of 21.34%. This percentage surpasses the 4% REU required by the San Diego County Office of Education (SDCOE).

The financial audit report for 2022-23 was completed by Eide Bailly LLP and contained no findings.

A review of the charter school's 2023-24 second interim report was analyzed in the context of the 2023-24 State Budget Act. Based on that report, it was assessed that the charter school will meet all its financial obligations for the current year and two subsequent years.

Enrollment in the current year is 624 students, an increase of 8.90% from the 2022-23 enrollment of 573 students. The budget for 2023-24 and two subsequent years has been adjusted to reflect the change in enrollment and proportionate Average Daily Attendance (ADA) rates. The projected 2023-24 ending fund balance is \$2.15 million, which represents a reserve percentage of 27.42%. A surplus of \$575,125 is projected for the 2023-24 fiscal year.

Classical Academy Vista currently does not have any long-term debt.

The 2023-24 cash flow analysis projects a positive cash balance in all months. The charter school industry recommends that charter schools maintain a cash balance between 30- and 60-days cash on hand. Classical Academy Vista projects a range of 53 to 114 days cash on hand.

## FUND BALANCE AND ECONOMIC UNCERTAINTIES

	2019-20 Audited	2020-21 Audited	2021-22 Audited	2022-23 Audited
Actual Unrestricted Fund Balance	\$1.09 million	\$1.45 million	\$1.03 million	\$1.58 million
Fund Balance as % of Total Expenditures	24.93%	28.78%	14.04%	21.34%
Required Reserve for Economic Uncertainties	4.00%	4.00%	4.00%	4.00%

# FINANCE **2023-2024**

## CURRENT BUDGET

	2022-23 Unaudited Actuals	2023-24 Second Interim
<b>Enrollment</b>	<b>573</b>	<b>624</b>
<b>Average Daily Attendance</b>	<b>572.89</b>	<b>612.00</b>
<b>REVENUE</b>		
LCFF	\$5,862,815.00	\$6,790,542.00
Federal	\$122,091.00	\$92,115.00
State	\$1,484,381.00	\$1,179,043.00
Local	\$490,127.00	\$339,859.00
<b>Total REVENUE</b>	<b>\$7,959,414.00</b>	<b>\$8,401,559.00</b>
<b>EXPENDITURES</b>		
Certificated Salaries	\$3,210,492.00	\$3,001,876.00
Classified Salaries	\$678,593.00	\$584,129.00
Employee Benefits	\$1,592,866.00	\$1,795,241.00
Materials and Supplies	\$324,161.00	\$425,152.00
Services and Operations	\$1,531,441.00	\$1,530,506.00
Capital Outlay	\$72,628.00	\$489,530.00
<b>Total EXPENDITURES</b>	<b>\$7,410,181.00</b>	<b>\$7,826,434.00</b>
<b>OTHER OUTGO</b>		
Indirect Costs	\$0.00	\$0.00
Contributions	\$0.00	\$0.00
<b>Total OTHER OUTGO</b>	<b>\$0.00</b>	<b>\$0.00</b>
<b>SURPLUS / (DEFICIT)</b>	<b>\$549,233.00</b>	<b>\$575,125.00</b>
<b>FUND BALANCE</b>		
Beginning Fund Balance	\$1,032,145.00	\$1,581,378.00
<b>Ending Fund Balance</b>	<b>\$1,581,378.00</b>	<b>\$2,145,693.00</b>
<b>Reserve for Economic Uncertainties</b>	<b>21.34%</b>	<b>27.42%</b>

# SCHOOL AUTHORIZER

Under the direction of the San Diego County superintendent of schools, the San Diego County Office of Education's (SDCOE) Charter School Services department, as a function of the Business Services division, coordinates programmatic, operational, and fiscal oversight for the 11 charter schools approved by the San Diego County Board of Education.

The SDCOE portfolio of authorized charter schools is held accountable to all applicable laws, regulations, policies, agreements, and each school's approved charter petition. The San Diego County Board of

Education utilizes data and community feedback to inform decisions about charter school authorization, renewals, material revisions, sharing of promising practices, and if necessary, remediation.

SDCOE's Charter School Services department also provides general information, technical assistance, and professional development to the 129 charter schools and the additional 22 district authorizers operating throughout San Diego County. We proudly serve as a resource for charter schools, districts, and state and local agencies, as well as all San Diego County families and their communities.

